


NCJRS

This information was prepared from documents received for
inclusion in the NCJRS data base. Since NCJRS cannot exercise
control over the physical condition of the documents submitted,
the publisher cannot assume any liability for information that is
inaccurate, incomplete, or otherwise deficient.



Information contained herein is for informational purposes only and
does not constitute an offer of insurance or any other financial product.

Points of view or opinions stated in this document are
those of the author(s) and do not represent the official
position or policies of the U.S. Department of Justice.

U.S. DEPARTMENT OF JUSTICE
LAW ENFORCEMENT ASSISTANCE ADMINISTRATION
NATIONAL CRIMINAL JUSTICE REFERENCE SERVICE
WASHINGTON, D.C. 20531

6-3-77

11 m e d

39448

R A P E

A Brief Profile

Detroit, Michigan

1974

Prepared by:

Women's and Children's
Service Section
Detroit Police Department

1974 ANNUAL REPORT

The following is a profile of the crime of Rape and some insights as to:

1. Introduction.
2. Reported Rape versus Founded Rape.
3. Monthly comparison 1973 - 1974.
4. Modus Operandi of the Rapist.
5. Age of the Rapist.
 - a. As described by the Victim.
 - b. When arrested and charged by the Police.
6. Time Rapist is most active.
7. Repeat offender - "The Major Problem".
8. Evaluation of the Task Force Effort.
9. Developing problem area.
10. New Law - Will it impact the problem?

21449

RAPE AND SEXUAL ASSAULTS
"THE MOST RAPIDLY INCREASING CRIME"

On a National Scale the incidence of Rape and Sexual Assaults appears to be the most rapidly increasing of all violent crimes.

How great is the problem?

Nationally, the F.B.I. reported that there is a "crime of violence" -- murder, rape, robbery or assault with intent to kill -- committed every 36 seconds somewhere in the United States.

There is a rape or attempt rape committed every ten (10) minutes somewhere in the U.S.

This is a sad commentary on the violent nature of our society. Sadder still is the fact that in relation to sexual assaults, I have not even mentioned anything other than rape. These figures do not include any of the forcible sodomies, gross indecencies, indecent liberties, or any of the other deviant sexual acts that both males and females are subjected to each day.

Again, nationally, looking at violent crimes during the years 1968 through 1973:

All types of burglaries increased 38%.

Murder, including 1st and 2nd Degree, and manslaughter increased 42%.

All types of robberies increased 46%.

Aggravated (serious) assaults increased 47%.

Forcible rapes increased 62%.

Add to this 62% -- all the other sexual assaults committed, the results are staggering -- more appropriately, they are sickening!

It is sickening when women, living in anyone of this country's 58 core cities must daily contend with the fact that 100 out of 100,000 of them will be raped. Unfortunately, statistics are not available to consider any other types of sexual assault; only rapes and attempt rapes are included.

Let's bring this picture into a little clearer focus.

A female in Michigan in 1971 had a rape-risk-rate of 26.7 per 100,000. By the beginning of 1974 that risk

rate increased to 35.1 per 100,000.

At the beginning of 1974 a female in the Metropolitan Detroit area (which includes - Lapeer, Livingston, Macomb, Oakland, St. Clair and Wayne Counties) had a risk rate of 43.2 per 100,000. Appalling -- yes -- and somewhat misleading, in that the "Detroit Metropolitan area" takes in so many counties. The truth is that over one-third of all rapes and attempt rapes committed in Michigan occur within the City limits of Detroit.

Many police officers, lawyers, judges, and others suffer under the illusion that a vast number of reported rapes were imaginary, marginal, or completely false reports.

They could not be more uninformed -- despite their backgrounds.

The fact is nationally only 15% of all rapes reported are unfounded. In Detroit it is about 10%.

Sexual assaults occur at times under the most bizarre circumstances. No one is immune, but some are more vulnerable than others.

What do I mean by that?

Well, lets take a look at who is most likely to be the victim of a rape or sexual assault.

In studying the profiles of victims and assailants, we find the age of the victim has a direct relationship to her rape risk rate.

During 1973 and 1974, 38% to 40% of all victims were 20 years of age or less. Another 30% in 1973 were between 20 and 24 years of age. These two groups made up 70% of all victims.

At the same time, the age of the assailant fell within the same age groups, at almost exactly the same ratio.

For example: In 1974 when the incidence of assaults against victims below 17 years of age rose 10%, the number of assailants in this same age group rose 9%.

Like the Madison Avenue huckster -- the rapist does not pursue his victim with the same fervor and zeal when his victim is over 30 years of age, or when he is over 30.

The incidence drops off and does not rise again until a potential victim is over 50 years of age, and then the bulk of these women are actually over 60.

Who were the victim (by race)?

In 1974 -- 74% of the victims were black people, 26% were Caucasian, Chicano, etc.

Who were their assailants?

In 1974 -- 84% of the assailants were black people, 16% were Caucasian, Chicano, Oriental, etc.

Thus contrary to some beliefs, it is an intra-racial crime rather than an inter-racial.

Where are these assaults most likely to occur?

1. In the home?
2. On the street, while you are alone?
3. While in your car alone, or going to and from your car alone?
4. If you accept a ride from a stranger or strangers?

Compared with the other M.O.s, the victim's track record of escaping the street rapist is considerably higher because they can attract attention or fight their assailant off and flee.

The incidence of a home being burglarized and a rape occurring is smaller than most people believe, and our experience shows this M.O. is used by a very small number of rapists. When we apprehend one of them, we find that he is almost always responsible for several cases. The same holds true for the gang or multiple assailant rapists.

For example: Ten men working as a group were responsible for one-third of all B&E Rapes in Detroit during the first 6 months of 1974.

Why are most rapes and sexual assaults completed today? The answer is clear:

1. Out of 1260 rapes and attempts in Detroit during 1974, over 50% were committed at the point of a knife or gun.
2. 29% were committed by 2 or more assailants.
3. Most assailants are repeat offenders.

Contrary to common belief, the incidence of a rape occurring after accepting a ride is the least popular of all M.O.s used by a rapist. Granted there may be some reason to believe that these are the most under-reported cases, because the victim may feel she would not be believed.

For the last year and a half, the most common M.O. has been -- 2 or more assailants grabbing women going to or from their cars -- forcing them back into the car or another car -- taking them to another location -- raping, sodomizing, and forcing the victims to submit to various acts of gross indecency. Because of the inability of the victim in these circumstances to attract anyone's attention or escape, the acts are almost always prolonged and tend to be even more fear inducing than the other M.O.s. That isn't to say, all rapes are not extremely fearful and degrading acts.

Next in frequency are those rapes occurring on the street, where women or children are dragged from the sidewalk, taken into alleys, and more commonly into a vacant garage or vacant home, and then raped, sodomized, etc.

How can Michigan's New Criminal Sexual Conduct Statute impact these problems and deal with them?

It addresses itself to:

1. Sexual acts not defined as rape, but finds them equally repugnant and dangerous.
2. Sexual assaults committed during the commission of another felony.
3. Sexual assaults where a weapon is used.
4. Sexual assaults committed by multiple assailants.
5. Provides a mandatory minimum sentence of not less than 5 years for second or subsequent offenders.

This new Statute is not a panacea, but it does give us - the Criminal Justice community - an opportunity to get away from the shotgun approach in attempting to stem the rising crime rate, and to zero in on a specific crime category that pervades the other dangerous crime areas, that is Homicide, Burglary, C.C.W., etc.

DETROIT POLICE DEPARTMENT
1974 RAPE PROFILE

REPORTED RAPE

1972	1,315
1973	1,540
1974	1,615

FOUNDED RAPE

1972	818
1973	1,148
1974	1,273

While the incident of reported rape in 1974 rose slightly over 4.6%; founded rape rose 9.8% (125) compared with 1973.

In reading the introduction you will recall the statement that the incidence of unfounded complaints regarding rape is about 10.0%.

In comparing the above figures, you will probably assume our ability in mathematics is limited or our statement is false.

What these figures show is that several types of sexual assault are initially reported as rape or an attempt to rape. Following an investigation, the legal elements present fail to support this specific charge, but the elements of other crimes are present. Consequently, offense reports are made charging other crimes, such as robbery, breaking and entering, sodomy, gross indecency, indecent liberties, etc.

For example: The difference between reported rape and founded rape in 1974 is about 25.0%. That does not mean 25.0% of the reports were false, it only means investigation revealed the elements necessary to prove rape were lacking.

In summary, I would conclude that the 10.0% totally unfounded reports of rape would not differ significantly from the number of burglaries or the many other reported crimes, which are later found to be false or specious reports.

The chart on page 12 shows the incidence of rape throughout 1973 and 1974. This crime, very definitely, ebbs and flows with the climatic or seasonal changes.

The fact that we have significantly less darkness in Spring, Summer and early Fall does not reduce the crime. In fact, it is in these same seasons that the crime accelerates, and decreases only when the temperature drops in late October. The incidence stays depressed despite the prolonged hours of darkness in Winter.

Another controlling factor is whether or not school is in session. Although this factor has been obvious for some years, it is difficult to draw any substantive conclusions as to why?

Also, the fact that women and girls wear more revealing clothes in the warmer months does not appear to have any correlation with the incidence of the crime. Most of the victims, in truth, are modestly dressed.

DETROIT POLICE DEPARTMENT
 1974 RAPE PROFILE
MONTHLY COMPARISON
FOUNDED RAPES AND ATTEMPT RAPES

	January	February	March	April	May	June	July	August	September	October	November	December
1973	76	55	99	122	112	103	76	102	108	105	107	83
1974	90	66	83	104	101	128	114	147	119	112	108	101

MODUS OPERANDI

During 1973 - 1974 the major problem confronting this Department regarding rape was the ever increasing number of "Gang Rapes", or rape and other sexual assaults committed by two or more assailants.

In 1973 this M.O. was used in 21.0% of all cases. In 1974 despite the identification and apprehension of several of these assailants, the incidence of this type of crime rose to 28.5% of all cases.

The reason for this increase seems to be clear. In most cases where the rape was committed by two or more assailants, we often were able to apprehend and identify one of the assailants, but due to the restrictions and warnings required under Miranda we seldom are able to identify the accomplices.

These unidentified persons then continue their predations, and with each successive crime become more brazen and often times more vicious.

DETROIT POLICE DEPARTMENT

1974 RAPE PROFILE

MODUS OPERANDI OF THE RAPIST

RAPES AND
ATTEMPTS

1.	B & E Rape - Robbery in Home	107
2.	B & E Rape (No Robbery) in Home	118
3.	Rape in Home (No B & E)	257
4.	Street Rape and Robbery	110
5.	Street Rape (No Robbery)	236
6.	Kidnap Rape (Forced into car, etc.)	283
7.	Rape in Business Place or Public Bldg.	37
8.	Rape - Accepted Ride, etc.	125
	TOTAL	1,273

DETROIT POLICE DEPARTMENT

1974 RAPE PROFILE

MODUS OPERANDI

PERCENTAGE OF TOTAL

B & E of Homes (Robbery and No Robbery)	17.6%
Rape in Home	20.1%
Street Rapes (Robbery and No Robbery)	27.1%
Kidnap Rapes	22.2%
Rapes in Business Place or Public Bldg.	2.9%
Rapes - Accepted Rides, etc.	9.8%
Multiple Assailant Rapes	28.5% *
(All Modus Operandi)	
Known Factor	23.8%

* Multiple Assailant Rapes for 1973 comprised of only 21.0%.

DETROIT POLICE DEPARTMENT
1974 RAPE PROFILE
RAPIST - AGE FACTOR

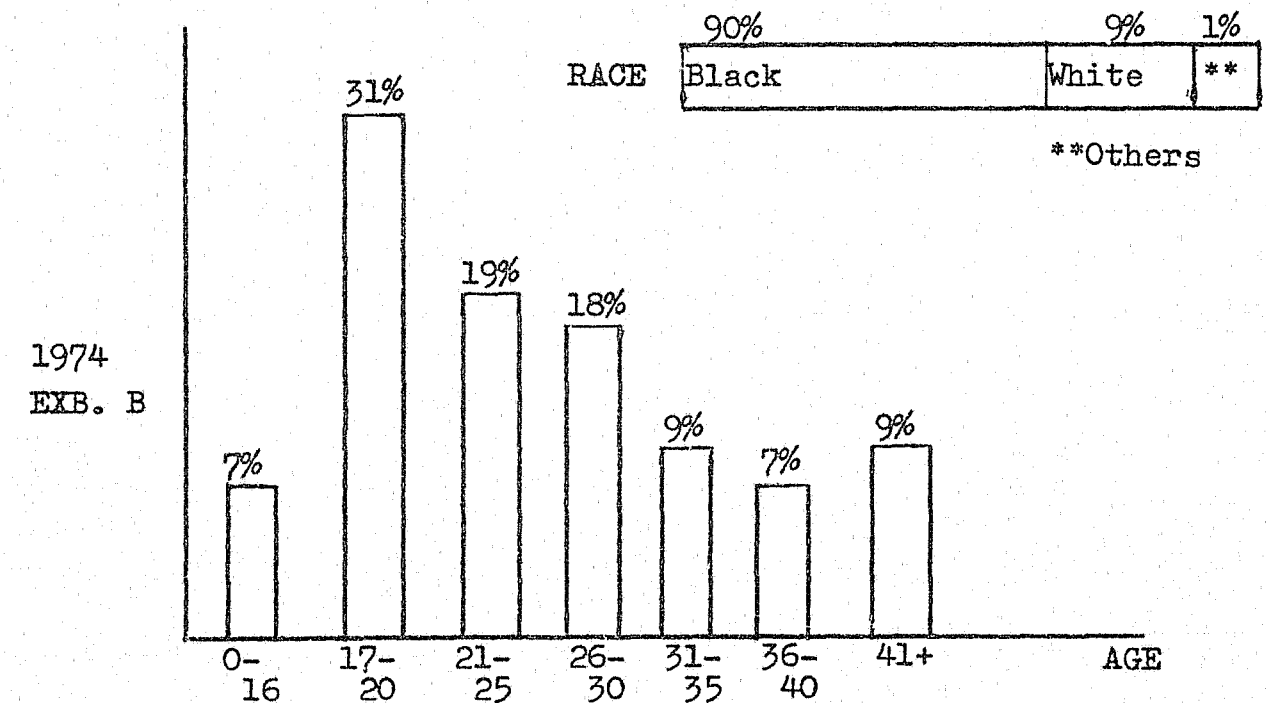
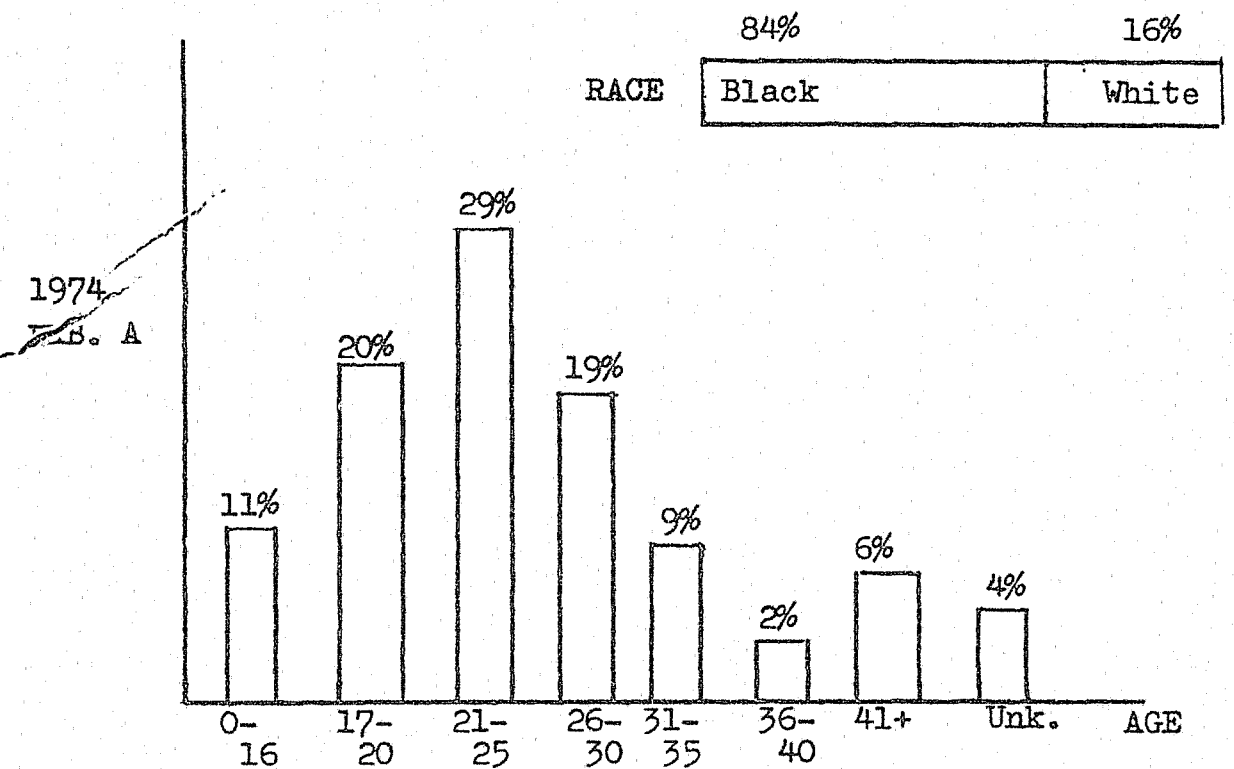


EXHIBIT A - Shows age and race profile as described by the victim. Taken from a random sampling from 250 cases.

EXHIBIT B - Shows age and race profile after apprehension. (All persons charged with Rape and Attempt Rape).

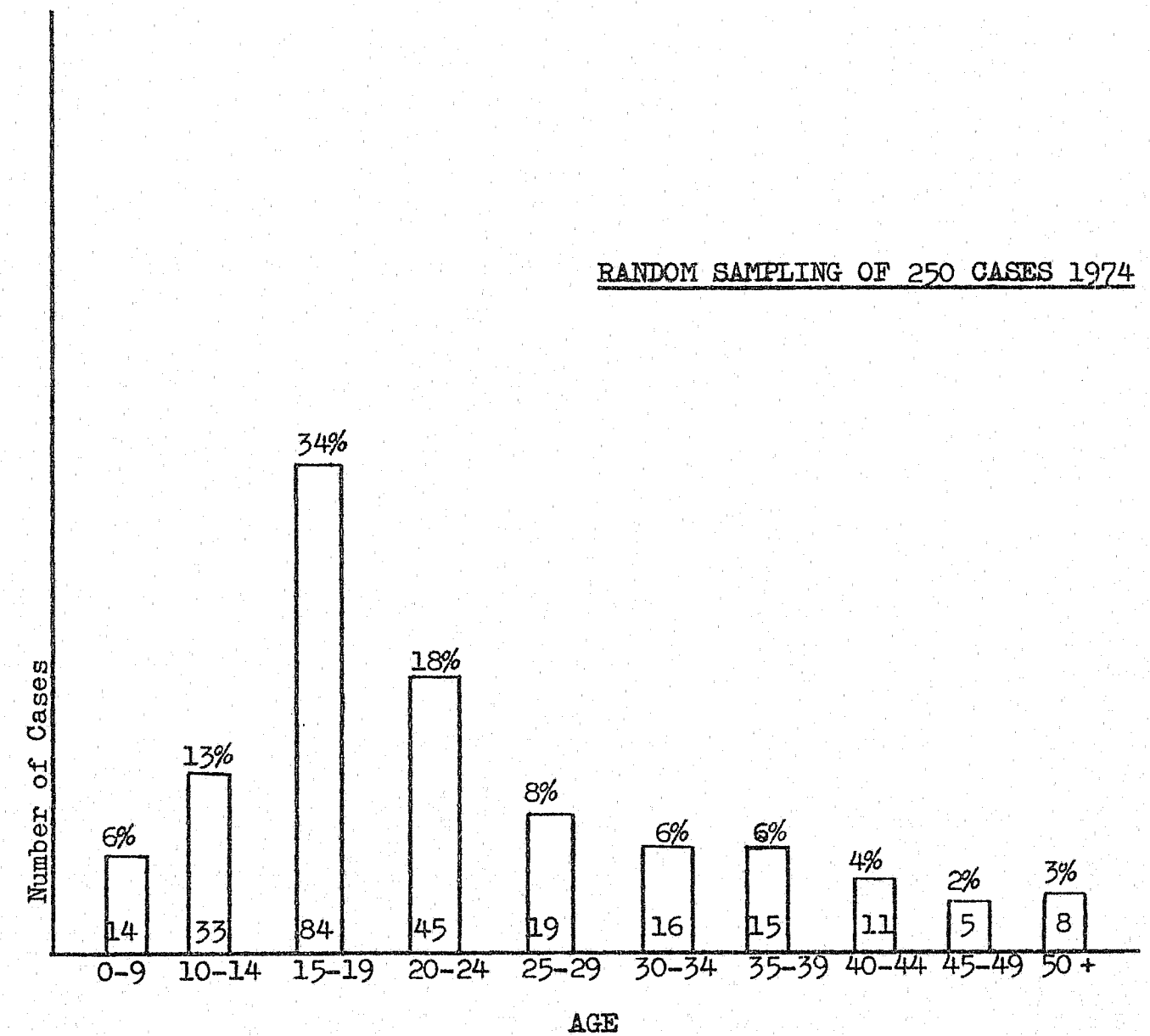
DETROIT POLICE DEPARTMENT

1974 RAPE PROFILE

RAPE VICTIM

	74%	26%
RACE	Black	White

RANDOM SAMPLING OF 250 CASES 1974



DETROIT POLICE DEPARTMENT

1974 RAPE PROFILE
(INCLUDES RAPES AND ATTEMPT RAPES)

Statistical Analysis of substantiated reports:

Time Analysis

Incident Type and Location

Weapon Involved

Force/Multiple Assailants

	TOTALS	12AM-3AM	3AM-6AM	6AM-9AM	9AM-12PM	12PM-3PM	3PM-6PM	6PM-9PM	9PM-12AM	knife	gun	Physical Force	Multiple Assailant
B&E RAPE ROB IN HOME	107	27	32	16	1	7	10	8	6	35	52	20	32
B&E RAPE IN HOME	118	35	36	11	5	4	12	6	9	43	17	58	13
RAPE IN HOME NO B&E	257	54	31	14	7	28	43	33	47	24	39	194	49
STREET RAPE & ROBBERY	110	29	11	15	2	3	6	15	29	30	50	30	39
STREET RAPE & NO ROBBERY	236	54	11	23	14	16	19	34	65	62	50	124	48
KID-RAPE FORCED IN CAR	283	95	37	16	10	10	11	26	78	52	148	83	127
RAPE IN BUS. PLACE, ETC.	37	5	0	0	3	7	11	4	7	6	12	19	14
RAPE ACCEPTED RIDE, ETC.	125	50	21	2	3	5	9	11	24	20	23	82	42
TOTALS	1273	349	179	97	45	80	121	137	265	272	391	610	364

Reported Rapes 2070
Founded 1273
Unfounded Or Lesser Crime 797



DETROIT POLICE DEPARTMENT

1974 RAPE PROFILE

TIMES THE RAPIST STRIKES: CRITICAL HOURS

Our study indicates that most rapes that occur are most often committed between the hours of 8:00 P.M. and 4:00 A.M. The next most critical time period is between 6:00 A.M. and 9:00 A.M.

There is no significant day of the week in which the rapist is most active, as shown below:

	MON.	TUES.	WED.	THURS.	FRI.	SAT.	SUN.
1972	15%	13%	14%	14%	14%	14%	17%
1973	12%	16%	15%	11%	16%	17%	14%
1974	14%	15%	13%	12%	14%	16%	16%

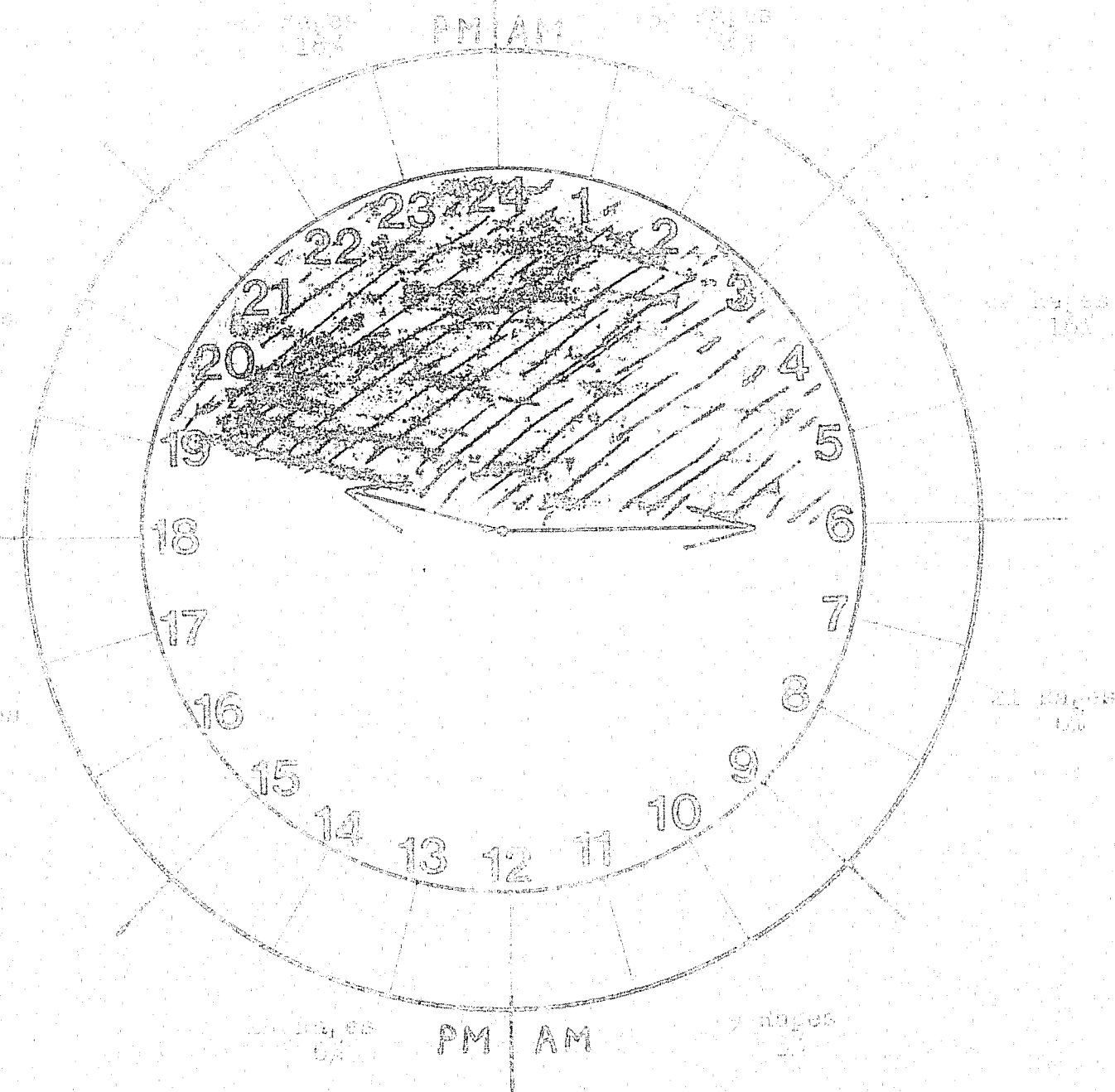


DETROIT POLICE DEPARTMENT

1974 RAPE PROFILE

JULY THRU SEPTEMBER

TOTAL RAPEES 349
ATTEMPTS



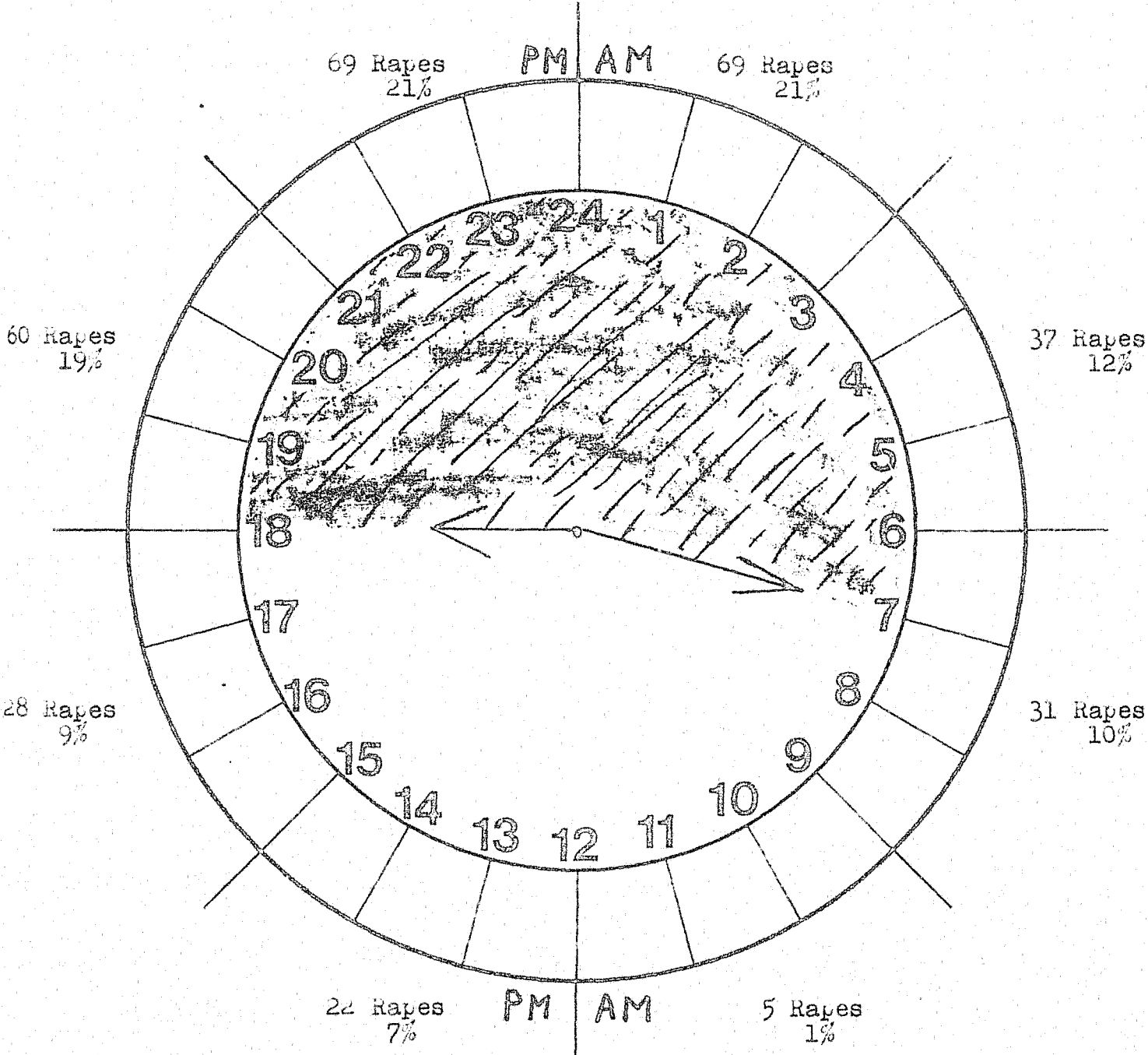
* Shaded area represents hours of darkness

DETROIT POLICE DEPARTMENT

1974 RAPE PROFILE

OCTOBER THRU DECEMBER

TOTAL RAPES 321
& ATTEMPTS



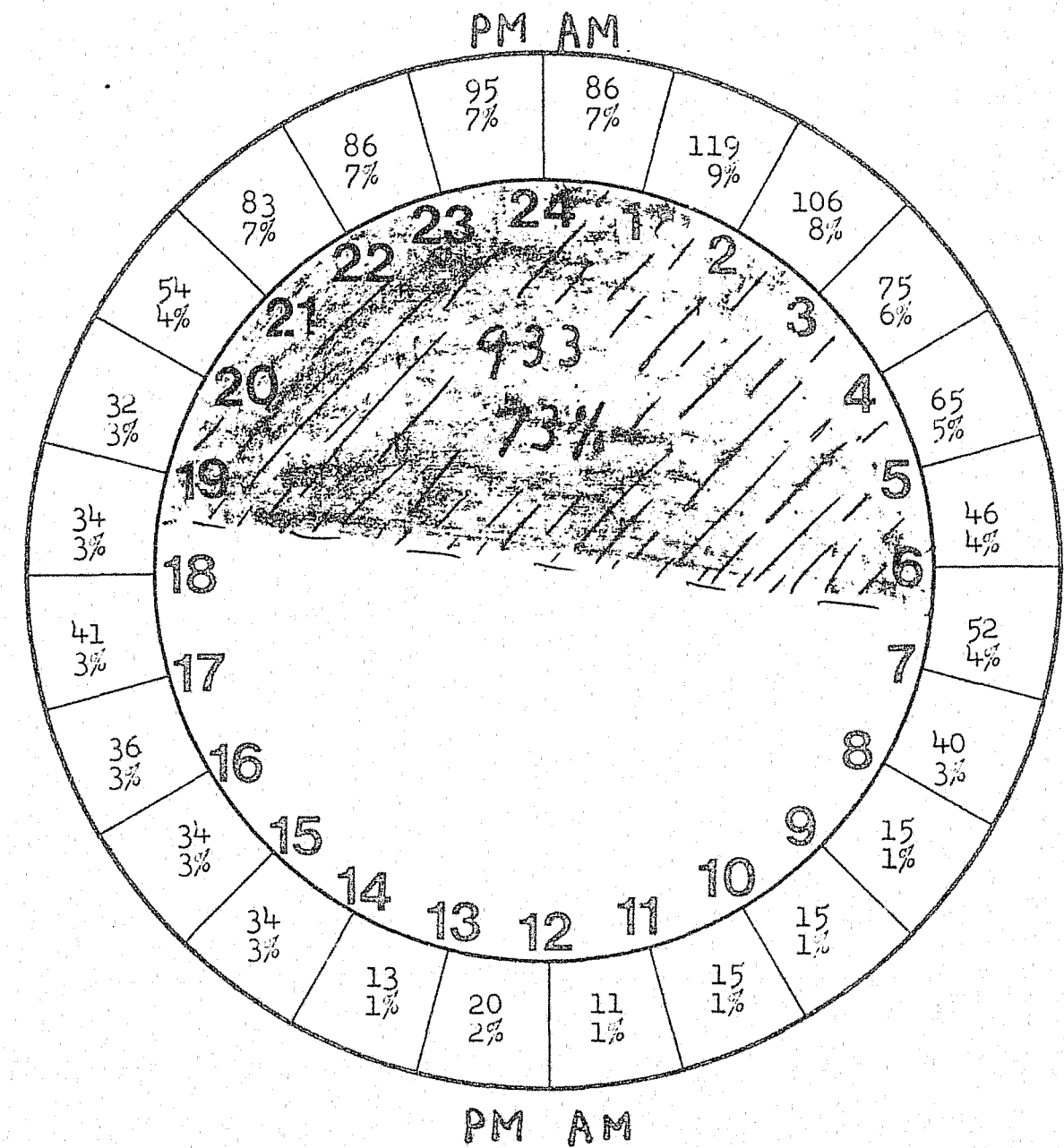
* Shaded area represents hours of darkness

DETROIT POLICE DEPARTMENT

RAPE PROFILE

JANUARY THRU DECEMBER
1974

TOTAL RAPES 1273
& ATTEMPTS



* 66 Rapes & Attempts at unknown time 4%

* Shaded area represents hours of darkness

THE REPEAT OFFENDER

Of 193 defendants charged with a felony sex offense during the period from April to December 1974, 52 had a record of previous sex convictions. Together, the 193 men had a record of 196 previous felony convictions and 279 misdemeanor assaults.

The 125 defendants charged with lesser sex offenses during the same period were found to have 147 prior felony convictions, and 189 misdemeanor assault convictions on their records. In addition, they had been convicted of 47 other sex charges in the past.

Women's and Children's Service Section figures show very clearly the violent nature of the sex offender. Virtually all of the defendants taken to court on sex charges were found to have committed crimes of assault before their involvement in sex offenses.

DETROIT POLICE DEPARTMENT

1974 RAPE PROFILE

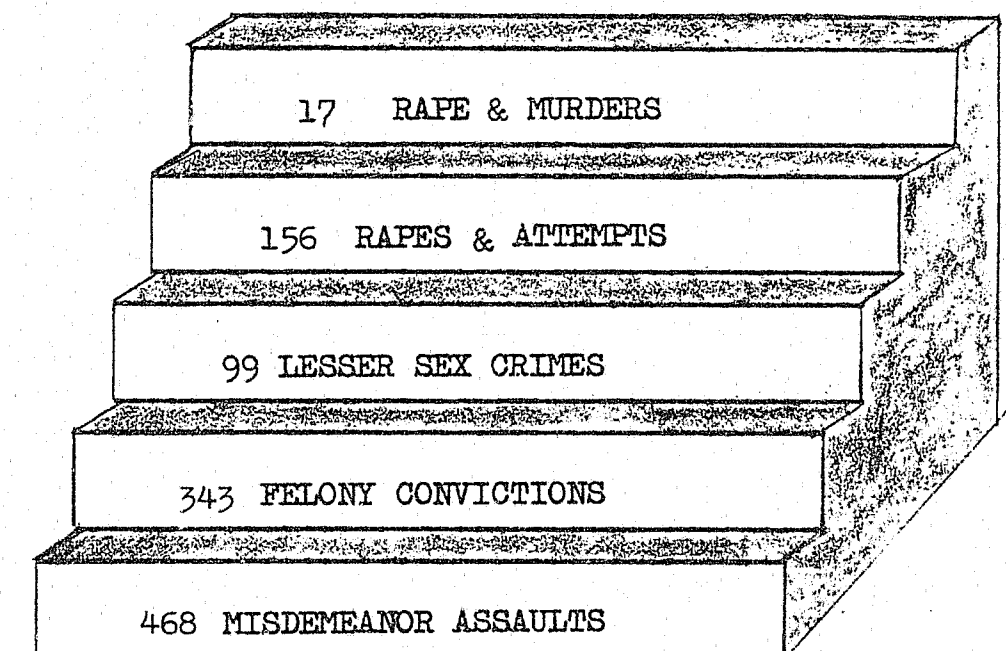
An analysis of the prior criminal record of persons charged with sex offenses, April to December 1974.

CRIME	NUMBER OF WARRANTS	PRIOR SEX CONVICTIONS	PRIOR FELONY CONVICTIONS	PRIOR MISDEMEANOR ASSAULTS
Rape	123	20	128	181
A.I.R.	33	13	18	21
Ind. Lib.	20	15	26	44
Sodomy	5	3	7	9
Gross Ind.	12	1	17	24
A & B	98	47	126	160
Other Sex Assaults	13		12	14
Ind. Exp.	14		9	15
ALL SEX CRIMES	318	99	343	468

DETROIT POLICE DEPARTMENT

1974 RAPE PROFILE

The following table demonstrates the criminal background of the sex offender. The figures given are based on a survey of warrants obtained by the Women's and Children's Service Section from April to December 1974.



A VIOLENT PROGRESSION

RAPE TASK FORCE

During the latter months of 1973 and early 1974, the Department initiated a Task Force Project focusing on the crime of Rape.

Without belaboring the mechanics and data developed by the Task Force, I think the most important feature to note is that we were able to identify specific problem areas and deal with them. After one year of investigative focus on these specific areas, we can show each precinct involved experienced a drop in the rate of rape and associated sex crimes. In fact had we been able to overcome the problem in the Van Dyke - Harper area, the City would have shown a downward trend compared with 1973.

DEVELOPING AND CONTINUING PROBLEM AREAS

The Harper - Van Dyke area and those scout car territories abutting Van Dyke from Harper to the River have become the most concentrated problem areas regarding the incidence of rape in the City of Detroit.

The Harper - Van Dyke area takes in the following Scout Car territories: 7-4, 11-1, 11-2, 15-10 and 15-11. Below is a list of the territories showing the rapes and attempt rapes which occurred in each during the year 1974:

<u>TERRITORY</u>	<u>RAPES & ATTEMPTS</u>
7-4	25
11-1	14
11-2	12
15-10	32
15-11	34
TOTAL	117

This problem continues southward to the River in those Scout Car territories abutting Van Dyke, which includes the territories of scout 7-1, 7-2, 7-3 and 5-8, 5-9, 5-10. The following lists show each territory

along with the number of rapes and attempt rapes which occurred during 1974:

<u>TERRITORY</u>	<u>RAPES & ATTEMPTS</u>
7-1	16
7-2	15
7-3	14
5-8	19
5-9	16
5-10	8
	<hr/>
TOTAL	88

The combined total of the above territories is 205. This total does not include those rapes and attempt rapes which occurred on Belle Isle (Sct. 7-1).

The total rapes and attempt rapes for all precincts for the year 1974 was 1,273, which is an increase of 125 over the 1973 total of 1,148. However of more significance, is the fact that the total increase for the 7th, 11th and 15th Precincts is 122, which includes the problem area of Harper - Van Dyke.

The following is a brief analysis of the rapes and attempt rapes which occurred in the Eastern District Precinct areas:

<u>15TH PRECINCT</u>			
<u>1973</u>	<u>1974</u>	<u>INCREASE</u>	<u>RAPES AND ATTEMPTS</u> (Territory: 15-10 & 15-11)
64	127	63 (100%)	66 (51% of 1974 Total)

<u>7TH PRECINCT</u>			
<u>1973</u>	<u>1974</u>	<u>INCREASE</u>	<u>RAPES AND ATTEMPTS</u> (Territory: 7-1, 2, 3 & 4)
107	160	53 (53%)	70 (44% of 1974 Total)

<u>5TH PRECINCT</u>			
<u>1973</u>	<u>1974</u>	<u>INCREASE</u>	<u>RAPES AND ATTEMPTS</u> (Territory: 5-8, 9 & 10)
113	127	14 (12%)	43 (33% of 1974 Total)

<u>11TH PRECINCT</u>			
<u>1973</u>	<u>1974</u>	<u>INCREASE</u>	<u>RAPES AND ATTEMPTS</u> (Territory: 11-1 & 11-2)
78	84	6 (7%)	26 (31% of 1974 Total)

MODUS OPERANDI -- HARPER-VAN DYKE

	<u>7-1</u>	<u>11-1</u>	<u>11-2</u>	<u>15-10</u>	<u>15-11</u>
1. B&E - Rape and Robbery	0	0	0	0	2
2. B&E - Rape - No Robbery	2	0	0	2	1
*3. Rape in Home - No B&E	6	1	0	6	5
4. Street Rape & Robbery	2	2	4	7	8
5. Street Rape - No Robbery	5	6	4	6	7
6. Kidnap -- Forced into Car	5	3	2	8	9
7. Rape in Business Place	0	0	0	0	1
8. Rape - Accepted Ride	5	2	2	3	1
TOTALS	25	14	12	32	34

* The vast majority of cases shown in M.O. #3 are rapes or attempts committed by persons known to the victim. In those few cases where the assailants are unknown, they have gained access by some ruse, such as requesting to use the telephone, acting as a salesman, etc., or posing as a friend of someone in the house.

MULTIPLE ASSAILANT RAPES (GANG - RAPES)

In excess of 50% of all rapes occurring in the Harper-Van Dyke area, two or more assailants are involved. In many of the cases, groups of five or six young males are grabbing young girls (primarily), taking them to vacant garages or

houses, and raping and robbing them. They also subject many of the victims to commit acts of Gross Indecency and Sodomy.

Scout cars should pay particular attention to groups of youths in this area, especially if they have one or two girls with them. On several occasions victims have reported scout cars were passing as they were being forcibly escorted to some garage or vacant home. Also, due to the numbers of rapes in cars, scout cars should pay particular attention to what may appear to be "lovers".

Of the total 117 rapes and attempt rapes, 35 were committed by assailants known to the victims. This number is significant in relation to M.O. #3 "Rape in Home - No B&E" which shows only 18 cases for all the territories involved, since these figures seem to bear out the assumption that these gangs: "The Bishops", "The Chains", and "The East Side Crusaders" rape and rob with impunity; knowing the victims are so terrorized they refuse to follow through on prosecutions. The same applies to witnesses; they too are reluctant to testify.

The same ratio in Modus Operandi patterns is essentially true for the other scout car territories abutting the Van Dyke - Harper area.

THE NEW CRIMINAL SEXUAL CONDUCT LAW

Will the New Criminal Sexual Conduct Law impact the incidence of rape and other sexual assaults?

Only time will tell. As stated in the introduction, this law addresses itself to several of the problems. Only strict enforcement and application of the law by the entire Criminal Justice community will make it a workable piece of legislation.

END

7-11-1944