
MICHIGAN DEPARTMENT OF CORRECTIONS

2000 STATISTICAL REPORT



John Engler, Governor

Bill Martin, Director
Michigan Department of Corrections

2000 STATISTICAL REPORT

INTRODUCTION

Beginning with this 2000 edition of the MDOC Statistical Report, bound paper copies will no longer be produced and distributed. Instead, these annual statistical reports will be published only on the official MDOC web site on the Internet. The MDOC home page web address is <http://www.michigan.gov/corrections>, and the Statistical Reports are located under the *Publications & Information* link.

For the 2000 report, the crime breakdowns in the core tables of the first three sections are all again based on the longer 10-character offense codes, as was first done in the 1999 report. The crime breakdowns are also again sorted by offense code rather than by crime frequency or maximum term. Since this sort order keeps sequential offense codes together, similar crimes that have identical maximum penalties are not consolidated. This level of detail provides much richer information than in the past.

However, the additional detail also makes the crime tables much longer; and the reader must be careful to watch for related offense codes when attempting to examine the data for a particular type of crime. For example, as many as nine separate offense codes appear for the crime of first degree criminal sexual conduct (750.520B) in each crime table because each code represents a specific characteristic of the offense.

Summary narrative reflecting on the Department's observations about what the data show has again been kept to a minimum, as the Department produces a separate *Annual Report* for that purpose.

Section Overview

This report is divided into six major sections (A-F).

- Section *A, Court Dispositions*, contains data on statewide felony court dispositions — broken down by offense, sentencing jurisdiction, and type of disposition.
- Section *B, Prison Commitments*, provides data on prison intake — the number and characteristics of new prisoners received into the Department's institutions and camps.
- Section *C, Prisoner Population*, presents descriptions of Michigan's correctional facilities and statistics regarding the characteristics of the prisoner population.
- Section *D, Parole Board*, summarizes data on offender movement to parole and Parole Board activity and decisions, and examines the parole outcomes of offenders who paroled in 1996.

- Section *E, Field Operations Administration*, contains data and information regarding the community supervision programs and functions of the Department's Field Operations Administration (FOA). Section *E* has four subsections:

- *Probation and Parole Supervision*
- *Special Alternative Incarceration Program (SAI)*
- *Community Residential Programs (CRP)*
- *Office of Community Corrections (OCC)*

- Section *F, Department Operations*, contains data and information about a variety of Department programs and administrative functions/operations. Section *F* contains the following subsections:

- *Prisoner Program, Misconduct and Litigation Statistics*
- *Bureau of Correctional Industries*
- *Health Care Services*
- *Department Expenditures and Personnel Summaries*

Table of Contents

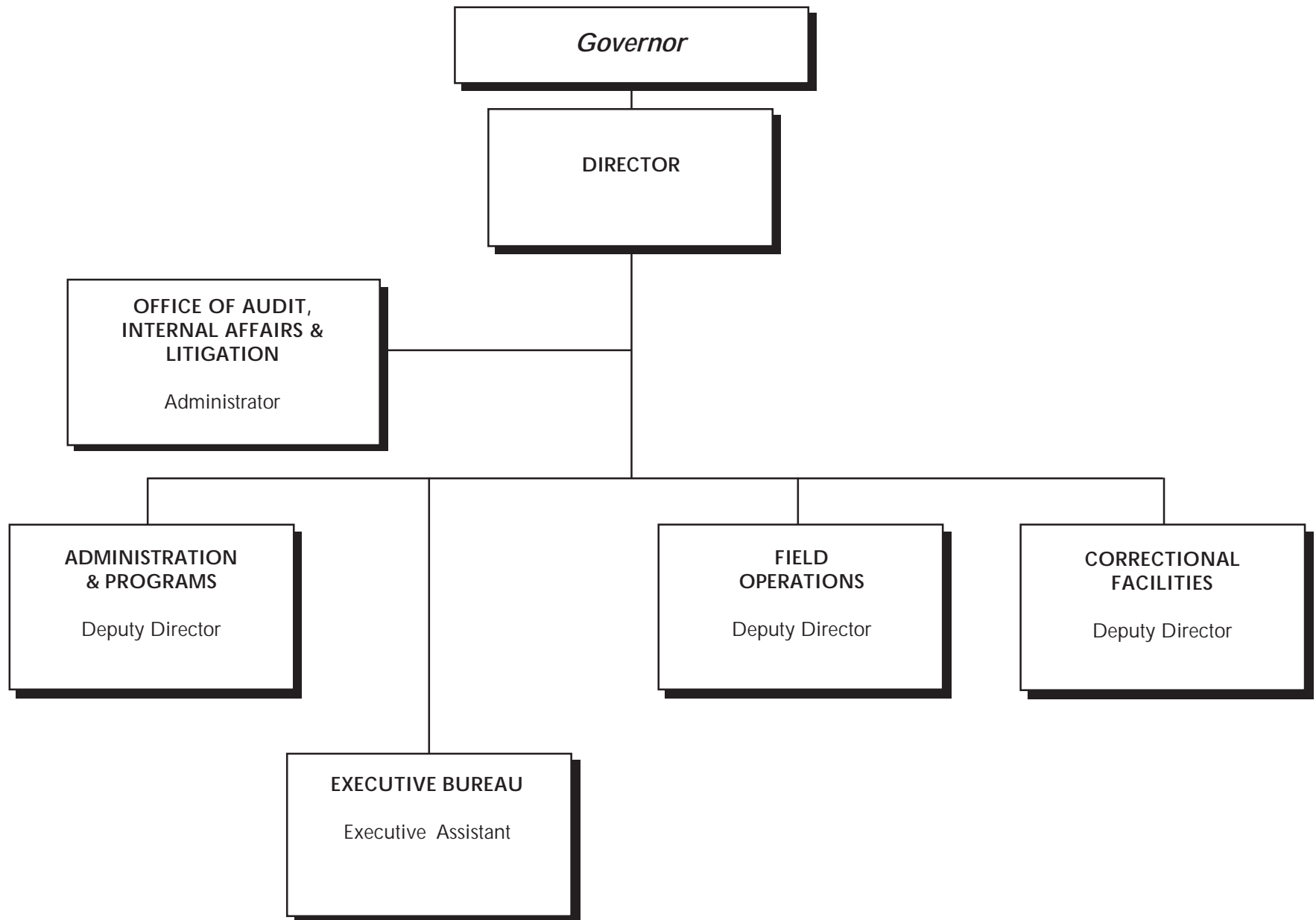
INTRODUCTION	i
TABLE OF CONTENTS	iii
DEPARTMENT ORGANIZATIONAL CHART	vi
A. COURT DISPOSITIONS	1
A Statewide Prison Commitment Rates, 1988 - 2000	2
A1 Criminal Court Dispositions (Offenders) by FOA Region and Circuit Number — All Offenses ..	3
A1a Criminal Court Dispositions (Offenders) by FOA Region and Circuit Number — Non-Assault ..	4
A1b Criminal Court Dispositions (Offenders) by FOA Region and Circuit Number — Drug Off	5
A1c Criminal Court Dispositions (Offenders) by FOA Region and Circuit Number — Assaultive	6
A2 Criminal Court Dispositions by Offense and Type of Disposition — All Offenses	7
A2a Criminal Court Dispositions by Offense and Type of Disposition — Non-Assaultive	28
A2b Criminal Court Dispositions by Offense and Type of Disposition — Drug Offenses	40
A2c Criminal Court Dispositions by Offense and Type of Disposition — Assaultive Offenses	43
B. PRISON COMMITMENTS.....	51
B1a Annual Prison Intake, 1986 - 2000	52
B1b Reported Index Crimes and Prison Intake, 1995 - 2000	53
B1c Total Prisoner Population, Prison Commitments, and Michigan Census, 1941 - 2000	54
B2 Commitments by Minimum Term Distribution for Men and Women — All Offenses	55
B2a Commitments by Minimum Term Distribution for Men and Women — Non-Assaultive	72
B2b Commitments by Minimum Term Distribution for Men and Women — Drug Offenses	81
B2c Commitments by Minimum Term Distribution for Men and Women — Assaultive Offenses ...	83
B3 Commitments by Minimum Term Distribution for Women — All Offenses	90
B4a Commitments by Age for Men, 1991 - 2000	97
B4b Commitments by Age, Race and Sex as of December 2000	97
B5a Commitments by Race for Men, 1984 - 2000	98
B5b Total 2000 Commitments by Race and Gender	99
B6 2000 Prison Commitments by Type	100
B7 2000 Prisoner Intake by Major Crime Types	101
C. PRISONER POPULATION	103
— Map of Prison and Camp Facilities by Region	104
— Descriptions of Institutions — December 31, 2000	105
— Non-MDOC Locations	116
C Net Operating Capacity by Security Level	117
Ca Year-End Prison Population (Institutions and Camps), 1986 - 2000	118
C1 2000 Total Prisoner Population by Minimum Term Distribution — All Offenses	119
C1a 2000 Total Prisoner Population by Minimum Term Distribution — Non-Assaultive Offenses	140
C1b 2000 Total Prisoner Population by Minimum Term Distribution — Drug Offenses	150
C1c 2000 Total Prisoner Population by Minimum Term Distribution — Assaultive Offenses	153
C2 2000 Total Prisoner Population by Minimum Term Distribution — Female Totals Only	162
C3a Age Breakdown of Total Prisoner Population by Location as of December 2000	171

C3b	Age Breakdown of White Prisoner Population by Location as of December 2000	174
C3c	Age Breakdown of Non-White Prisoner Population by Location as of December 2000	177
C4	1999 Prisoner Movement Summary: Institutions and Camps Only	180
C5	Escapes From Secure DOC Custody, 1996 - 2000	181
D.	PAROLE BOARD	183
D	Annual Movements to Parole, 1986-2000	184
D1	Parole Board Activity, 1985 - 2000	185
D1a	2000 Parole Board Action	186
D2	Parole Outcomes of Offenders Who Paroled in 1996 by Offense Group	187
D2a	1996 Parolees Returned with New Sentences (PVNS) During Parole Term	188
E.	FIELD OPERATIONS ADMINISTRATION	189
—	Map — Field Operations Administration Regions and Areas	190
	Probation and Parole Supervision	191
E1	Violations of Parole Supervision	192
E2	Personnel and Funds Distribution	193
E3	Work Distribution	194
E4	Total Number of Pre-Sentence Investigations	195
E5	Average Number of Parolees Supervised	196
E6	Average Number of Probationers Supervised	197
	Special Alternative Incarceration Program (SAI)	199
E7a	SAI <i>Prisoner</i> Intake by Offense for 2000	200
E7b	SAI <i>Probationer</i> Intake by Offense for 2000	202
E8	Comparison of SAI <i>Probationer</i> Intake by Field Operations Adm. Regions by Year	204
E9a	SAI Phase I <i>Prisoner</i> Program Performance	205
E9b	SAI Phase I <i>Probationer</i> Program Performance	205
E9c	Table — SAI Phase I <i>Prisoner</i> Post-Program Performance	206
E9d	Chart — SAI Phase I <i>Prisoner</i> Post-Program Performance	206
	Community Residential Programs (CRP)	207
E10	Year-End Prisoner Population: Community Residential Programs, 1991 - 2000	208
E11	2000 Prisoner Movement Summary: Community Residential Programs	209
E12	End-of-Year Electronic Monitoring Population, 1995 - 2000	210
E13	Zero Tolerance Escape Policy - Community Residential Programs	211
	Office of Community Corrections (OCC)	213
E14	Offenders Enrolled in P.A. 511 Community Corrections Programs in FY 2000	214
E15	Grants Awarded in FY 2000	215
E16	Probation Residential Services — FY 2000	216
F.	DEPARTMENT OPERATIONS	217
	Prisoner Program, Misconduct and Litigation Statistics	219
F1a	2000 Institutional Program Report - Average Monthly Participation	220
F1b	2000 Prisoner Library and Volunteer Activity - Average Monthly Participation	222

F1c	Prisoner Religious Preferences - 2000	223
F2	Institutional Education Program Statistics - Averages for 2000	224
F3	Major Misconduct Statistics: Yearly Totals — 2000	227
F4	Litigation Statistics, 1997 - 2000	228
Bureau of Correctional Industries		229
F5	Seven-Year History of Total Sales and Net Margin	230
F6	Comparison of Total Sales and Net Margins From Factory Operations	231
F7	Hourly Pay Schedule	232
Health Care Services		233
F8	Health Care Expenditures Profile, Fiscal Years 1991-2000	234
F9	Trend of Per Prisoner Health Care Cost Components	235
F10	Consent Decree Health Care Expenditures - FY 1999/2000	236
Department Expenditures and Personnel Summaries		237
F11	Actual Expenditures and Encumbrances Excluding Capital Outlay - FY 1999/2000	238
F11a	FY 1999/2000 Corrections Operating Expenditures	239
F12	Number of Employees as of December 22, 2000	240
F12a	2000 Corrections Officers	241

MICHIGAN DEPARTMENT OF CORRECTIONS

As of December 31, 2000



Court Dispositions

A

This section contains data on statewide felony court dispositions — broken down by offense, sentencing jurisdiction and type of disposition.

Tables A and A1 through A1c are based on total offenders rather than total dispositions. In other words, multiple dispositions for the same offender, from the same sentencing county, in the same year were counted as follows:

- Dispositions for the same offender that occurred three or more months apart were counted separately.
- Dispositions for the same offender that occurred less than three months apart were counted only once, according to the following sequence:
 - The *most severe* disposition was counted (e.g., a disposition to prison was counted before a disposition to jail).
 - If of equal severity, then the disposition with the longest *minimum* term was counted.
 - If equal minimum terms, then the disposition with the longest *maximum* term was counted.

Table A shows the statewide prison commitment rates for the past thirteen years. Separate rates are presented for: (1) All offenses, *including* those involving mandatory sentences to prison; and (2) Offenses that do not involve mandatory sentences to prison.

Table A1 shows 2000 court dispositions (offenders) broken down by disposition type and by sentencing county circuit within each of the three Field Operations Administration (FOA) regions. Tables A1a through A1c show the information in Table A1 broken down by major crime categories (i.e., non-assaultive, drug and assaultive offenses).

Table A2 shows total 2000 court dispositions broken down by disposition type and offense. Tables A2a through A2c show the information in Table A2 broken down by major crime categories (i.e., non-assaultive, drug and assaultive offenses). The A2 series of tables are based on total dispositions, so multiple dispositions for the same offender are counted separately.

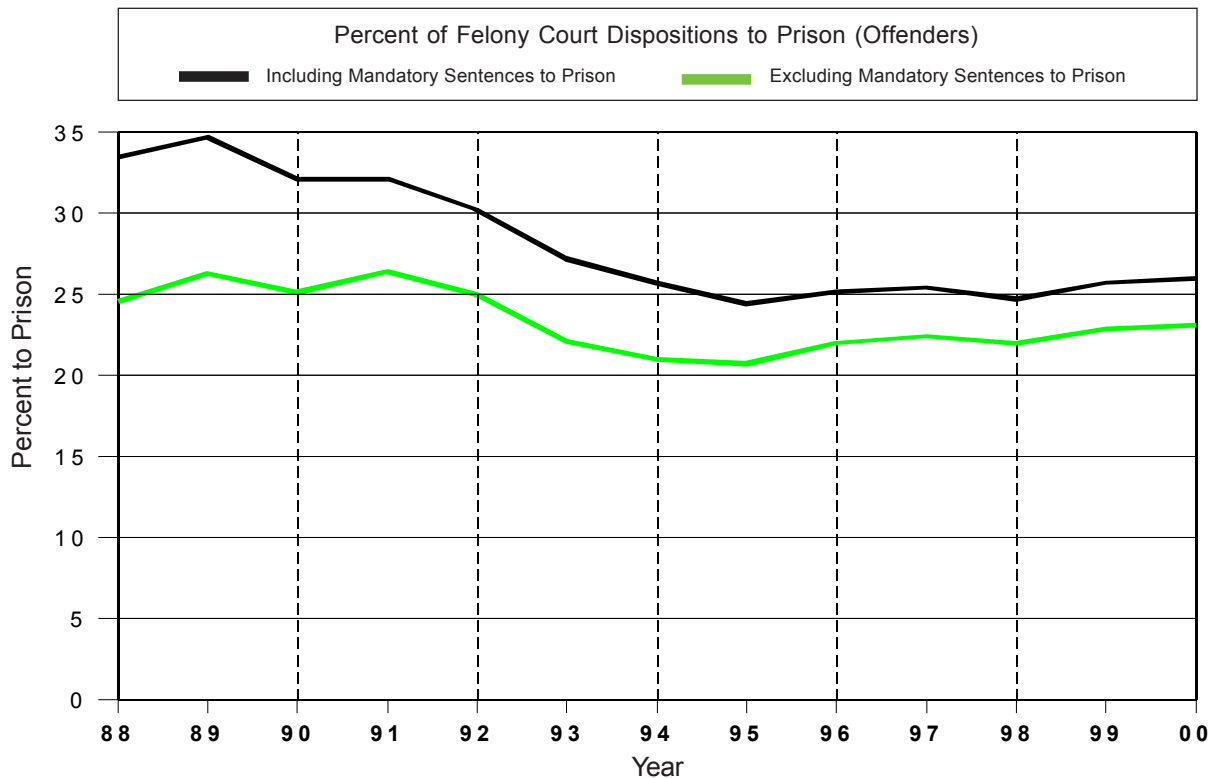
The crimes in the A2 series of tables are sorted by Michigan Compiled Law (MCL) numbers and Prosecuting Attorney's Coordinating Council (PACC) codes (the sort order used since 1999). Since this sort order keeps related codes

together, similar crimes that have identical maximum penalties are no longer consolidated. This level of detail provides much richer information, but the reader must be careful to watch for related codes when attempting to examine the frequency and disposition pattern for a particular type of crime. For example, eight separate offense codes appear for the crime of first degree criminal sexual conduct (750.520B) because each code represents a specific characteristic of the offense.

A Statewide Prison Commitment Rates

Calendar Years 1988 - 2000

Year	Including Mandatory Prison		Excluding Mandatory Prison	
	Total Felony Dispositions (Offenders)	Percent Total Felony Dispositions to Prison	Net Felony Dispositions (Offenders)	Percent Net Felony Dispositions to Prison
1988	31,664	33.5	27,009	24.6
1989	35,534	34.7	30,512	26.3
1990	36,783	32.1	32,379	25.1
1991	37,051	32.1	33,540	26.4
1992	39,041	30.2	35,796	25.0
1993	38,634	27.2	35,566	22.1
1994	37,823	25.7	35,015	21.0
1995	38,805	24.4	36,601	20.7
1996	38,749	25.2	36,823	22.0
1997	39,340	25.4	37,498	22.4
1998	40,016	24.7	38,319	22.0
1999	38,178	25.7	36,492	22.9
2000	38,359	26.0	36,624	23.1



SOURCE: Basic Information Reports (BIR).

A1 Criminal Court Dispositions (Offenders) by FOA Region and Circuit Number for 2000

All Offenses

STATE TOTALS	
FOA REGION I (03 Wayne) TOTALS	
FOA REGION II TOTALS	
01 Hillsdale	
06 Oakland	
07 Genesee	
10 Saginaw	
16 Macomb	
18 Bay	
21 Isabella	
22 Washtenaw	
24 Sanilac	
29 Clinton, Gratiot	
31 St. Clair	
35 Shiawassee	
38 Monroe	
39 Lenawee	
40 Lapeer	
42 Midland	
44 Livingston	
52 Huron	
54 Tuscola	
55 Clare, Gladwin	
FOA REGION III TOTALS	
02 Berrien	
04 Jackson	
05 Barry	
08 Ionia, Montcalm	
09 Kalamazoo	
11 Alger, Luce, Schoolcraft	
12 Baraga, Houghton, Keweenaw	
13 Antrim, Grand Traverse, Leelanau	
14 Muskegon	
15 Branch	
17 Kent	
19 Benzie, Manistee	
20 Ottawa	
23 Iosco, Oscoda	
25 Marquette	
26 Alpena, Alcona, Montmorency, Presque Isle	
27 Newago, Oceana	
28 Missaukee, Wexford	
30 Ingham	
32 Gogebic, Ontonagon	
33 Charlevoix	
34 Roscommon, Arenac, Ogemaw	
36 VanBuren	
37 Calhoun	
41 Dickinson, Iron, Menominee	
43 Cass	
45 St. Joseph	
46 Otsego, Kalkaska, Crawford	
47 Delta	
48 Allegan	
49 Mecosta, Osceola	
50 Mackinac, Chippewa	
51 Lake, Mason	
53 Cheboygan	
56 Eaton	
57 Emmet	

Total	Prison	Pro-bation*	Jail/Prob.	Jail/Fine**
38359	9979	12103	10948	5329
8957	2474	4856	1339	288
14995	3865	4467	4459	2214
97	44	3	39	11
4448	999	1398	1146	905
1750	684	472	545	49
1082	263	414	187	218
2624	525	1082	600	417
335	81	107	127	20
295	46	61	143	45
872	179	412	129	152
104	22	4	64	14
257	77	4	160	16
767	218	162	242	145
231	67	14	132	18
508	173	47	266	22
244	109	24	107	4
207	46	20	99	42
319	80	86	136	17
444	160	77	139	68
49	13	1	24	11
193	43	21	98	31
169	36	48	76	9
14407	3640	2790	5150	2827
819	305	162	308	44
858	309	132	339	78
129	38	2	83	6
374	60	90	133	91
1383	292	646	144	301
70	22	3	31	14
63	11	13	28	11
343	109	25	185	24
956	407	118	345	86
131	29	11	67	24
2695	599	706	523	867
91	28	22	41	
730	110	229	221	170
85	21	12	47	5
185	42	65	49	29
231	37	70	108	16
254	50	3	156	45
176	33	7	131	5
856	205	84	445	122
18	6	1	10	1
61	17	1	32	11
226	63	21	109	33
313	72	72	88	81
993	231	109	360	293
221	29	23	103	66
214	46	19	84	65
236	49	2	87	98
235	64	23	129	19
93	17	12	36	28
292	83	12	114	83
223	51	13	151	8
133	36	22	40	35
157	34	5	111	7
97	24	26	40	7
377	73	26	227	51
89	38	3	45	3

Prison	Pro-bation*	Jail/Prob.	Jail/Fine**
26.0	31.6	28.5	13.9
27.6	54.2	14.9	3.2
25.8	29.7	29.7	14.8
45.4	3.1	40.2	11.3
22.5	31.4	25.8	20.3
39.1	27.0	31.1	2.8
24.3	38.3	17.3	20.1
20.0	41.2	22.9	15.9
24.2	31.9	37.9	6.0
15.6	20.7	48.5	15.3
20.5	47.2	14.8	17.4
21.2	3.8	61.5	13.5
30.0	1.6	62.3	6.2
28.4	21.1	31.6	18.9
29.0	6.1	57.1	7.8
34.1	9.3	52.4	4.3
44.7	9.8	43.9	1.6
22.2	9.7	47.8	20.3
25.1	27.0	42.6	5.3
36.0	17.3	31.3	15.3
26.5	2.0	49.0	22.4
22.3	10.9	50.8	16.1
21.3	28.4	45.0	5.3
25.3	19.4	35.7	19.6
37.2	19.8	37.6	5.4
36.0	15.4	39.5	9.1
29.5	1.6	64.3	4.7
16.0	24.1	35.6	24.3
21.1	46.7	10.4	21.8
31.4	4.3	44.3	20.0
17.5	20.6	44.4	17.5
31.8	7.3	53.9	7.0
42.6	12.3	36.1	9.0
22.1	8.4	51.1	18.3
22.2	26.2	19.4	32.2
30.8	24.2	45.1	
15.1	31.4	30.3	23.3
24.7	14.1	55.3	5.9
22.7	35.1	26.5	15.7
16.0	30.3	46.8	6.9
19.7	1.2	61.4	17.7
18.8	4.0	74.4	2.8
23.9	9.8	52.0	14.3
33.3	5.6	55.6	5.6
27.9	1.6	52.5	18.0
27.9	9.3	48.2	14.6
23.0	23.0	28.1	25.9
23.3	11.0	36.3	29.5
13.1	10.4	46.6	29.9
21.5	8.9	39.3	30.4
20.8	.8	36.9	41.5
27.2	9.8	54.9	8.1
18.3	12.9	38.7	30.1
28.4	4.1	39.0	28.4
22.9	5.8	67.7	3.6
27.1	16.5	30.1	26.3
21.7	3.2	70.7	4.5
24.7	26.8	41.2	7.2
19.4	6.9	60.2	13.5
42.7	3.4	50.6	3.4

Source: Basic Information Reports (BIR).

*Includes Delayed and Suspended Sentences and HYTA Probation.

**Includes Restitution and Costs.

A1a Criminal Court Dispositions (Offenders) by FOA Region and Circuit Number for 2000 — Non-Assaultive Offenses

STATE TOTALS	
FOA REGION I (03 Wayne) TOTALS	
FOA REGION II TOTALS	
01 Hillsdale	
06 Oakland	
07 Genesee	
10 Saginaw	
16 Macomb	
18 Bay	
21 Isabella	
22 Washtenaw	
24 Sanilac	
29 Clinton, Gratiot	
31 St. Clair	
35 Shiawassee	
38 Monroe	
39 Lenawee	
40 Lapeer	
42 Midland	
44 Livingston	
52 Huron	
54 Tuscola	
55 Clare, Gladwin	
FOA REGION III TOTALS	
02 Berrien	
04 Jackson	
05 Barry	
08 Ionia, Montcalm	
09 Kalamazoo	
11 Alger, Luce, Schoolcraft	
12 Baraga, Houghton, Keweenaw	
13 Antrim, Grand Traverse, Leelanau	
14 Muskegon	
15 Branch	
17 Kent	
19 Benzie, Manistee	
20 Ottawa	
23 Iosco, Oscoda	
25 Marquette	
26 Alpena, Alcona, Montmorency, Presque Isle	
27 Newago, Oceana	
28 Missaukee, Wexford	
30 Ingham	
32 Gogebic, Ontonagon	
33 Charlevoix	
34 Roscommon, Arenac, Ogemaw	
36 VanBuren	
37 Calhoun	
41 Dickinson, Iron, Menominee	
43 Cass	
45 St. Joseph	
46 Otsego, Kalkaska, Crawford	
47 Delta	
48 Allegan	
49 Mecosta, Osceola	
50 Mackinac, Chippewa	
51 Lake, Mason	
53 Cheboygan	
56 Eaton	
57 Emmet	

Total	Prison	Pro-bation*	Jail/Prob.	Jail/Fine**
19269	4126	5895	6312	2936
3604	769	1979	734	122
7930	1725	2378	2522	1305
67	30	1	27	9
2516	405	847	662	602
893	298	267	300	28
553	123	209	104	117
1079	203	429	249	198
187	47	63	65	12
175	24	39	82	30
465	68	240	71	86
64	18	2	37	7
156	40	1	105	10
401	98	78	146	79
144	37	6	92	9
247	80	20	135	12
133	49	16	67	1
142	29	15	68	30
205	42	53	98	12
236	92	39	72	33
24	1	1	13	9
120	21	15	68	16
123	20	37	61	5
7735	1632	1538	3056	1509
381	135	88	147	11
446	147	74	180	45
68	22	1	43	2
219	28	52	81	58
702	107	366	71	158
47	12	1	24	10
32	3	6	17	6
230	62	19	131	18
473	185	65	182	41
65	9	7	34	15
1297	244	343	284	426
56	13	14	29	
439	48	137	150	104
50	9	9	29	3
94	13	32	31	18
138	21	45	62	10
163	27		110	26
112	16	3	88	5
463	87	48	268	60
12	2	1	8	1
34	6	1	21	6
152	30	18	84	20
171	34	35	46	56
448	89	56	166	137
146	17	13	77	39
125	20	12	61	32
141	17	1	63	60
135	34	17	78	6
61	12	4	23	22
164	53	9	59	43
139	34	6	94	5
73	22	6	25	20
85	11	3	67	4
68	16	23	23	6
251	23	21	173	34
55	24	2	27	2

Prison	Pro-bation*	Jail/Prob.	Jail/Fine**
21.4	30.6	32.8	15.2
21.3	54.9	20.4	3.4
21.8	30.0	31.8	16.5
44.8	1.5	40.3	13.4
16.1	33.7	26.3	23.9
33.4	29.9	33.6	3.1
22.2	37.8	18.8	21.2
18.8	39.8	23.1	18.4
25.1	33.7	34.8	6.4
13.7	22.3	46.9	17.1
14.6	51.6	15.3	18.5
28.1	3.1	57.8	10.9
25.6	.6	67.3	6.4
24.4	19.5	36.4	19.7
25.7	4.2	63.9	6.3
32.4	8.1	54.7	4.9
36.8	12.0	50.4	.8
20.4	10.6	47.9	21.1
20.5	25.9	47.8	5.9
39.0	16.5	30.5	14.0
4.2	4.2	54.2	37.5
17.5	12.5	56.7	13.3
16.3	30.1	49.6	4.1
21.1	19.9	39.5	19.5
35.4	23.1	38.6	2.9
33.0	16.6	40.4	10.1
32.4	1.5	63.2	2.9
12.8	23.7	37.0	26.5
15.2	52.1	10.1	22.5
25.5	2.1	51.1	21.3
9.4	18.8	53.1	18.8
27.0	8.3	57.0	7.8
39.1	13.7	38.5	8.7
13.8	10.8	52.3	23.1
18.8	26.4	21.9	32.8
23.2	25.0	51.8	
10.9	31.2	34.2	23.7
18.0	18.0	58.0	6.0
13.8	34.0	33.0	19.1
15.2	32.6	44.9	7.2
16.6		67.5	16.0
14.3	2.7	78.6	4.5
18.8	10.4	57.9	13.0
16.7	8.3	66.7	8.3
17.6	2.9	61.8	17.6
19.7	11.8	55.3	13.2
19.9	20.5	26.9	32.7
19.9	12.5	37.1	30.6
11.6	8.9	52.7	26.7
16.0	9.6	48.8	25.6
12.1	.7	44.7	42.6
25.2	12.6	57.8	4.4
19.7	6.6	37.7	36.1
32.3	5.5	36.0	26.2
24.5	4.3	67.6	3.6
30.1	8.2	34.2	27.4
12.9	3.5	78.8	4.7
23.5	33.8	33.8	8.8
9.2	8.4	68.9	13.5
43.6	3.6	49.1	3.6

Source: Basic Information Reports (BIR).

*Includes Delayed and Suspended Sentences and HYTA Probation.

**Includes Restitution and Costs.

A1b Criminal Court Dispositions (Offenders) by FOA Region and Circuit Number for 2000 — Drug Offenses

STATE TOTALS	
FOA REGION I (03 Wayne) TOTALS	
FOA REGION II TOTALS	
01 Hillsdale	
06 Oakland	
07 Genesee	
10 Saginaw	
16 Macomb	
18 Bay	
21 Isabella	
22 Washtenaw	
24 Sanilac	
29 Clinton, Gratiot	
31 St. Clair	
35 Shiawassee	
38 Monroe	
39 Lenawee	
40 Lapeer	
42 Midland	
44 Livingston	
52 Huron	
54 Tuscola	
55 Clare, Gladwin	
FOA REGION III TOTALS	
02 Berrien	
04 Jackson	
05 Barry	
08 Ionia, Montcalm	
09 Kalamazoo	
11 Alger, Luce, Schoolcraft	
12 Baraga, Houghton, Keweenaw	
13 Antrim, Grand Traverse, Leelanau	
14 Muskegon	
15 Branch	
17 Kent	
19 Benzie, Manistee	
20 Ottawa	
23 Iosco, Oscoda	
25 Marquette	
26 Alpena, Alcona, Montmorency, Presque Isle	
27 Newago, Oceana	
28 Missaukee, Wexford	
30 Ingham	
32 Gogebic, Ontonagon	
33 Charlevoix	
34 Roscommon, Arenac, Ogemaw	
36 VanBuren	
37 Calhoun	
41 Dickinson, Iron, Menominee	
43 Cass	
45 St. Joseph	
46 Otsego, Kalkaska, Crawford	
47 Delta	
48 Allegan	
49 Mecosta, Osceola	
50 Mackinac, Chippewa	
51 Lake, Mason	
53 Cheboygan	
56 Eaton	
57 Emmet	

Total	Prison	Pro-bation*	Jail/Prob.	Jail/Fine**
9260	1655	4171	2170	1264
2997	510	2098	290	99
3448	619	1353	959	517
10	2		6	2
972	178	350	269	175
391	127	142	112	10
272	35	135	40	62
988	119	481	231	157
45	5	18	21	1
49	5	17	23	4
147	16	88	14	29
18	2	1	10	5
35	9	1	23	2
170	40	53	45	32
31	3	6	18	4
125	40	21	60	4
37	13	4	18	2
16	3	2	7	4
29	2	14	13	
79	14	18	28	19
7	2		5	
20	3	1	12	4
7	1	1	4	1
2815	526	720	921	648
175	45	38	70	22
185	65	27	79	14
25	3		21	1
33	4	14	9	6
345	77	177	20	71
7	1		4	2
9		2	3	4
39	8	4	24	3
225	87	29	86	23
30	5	2	20	3
641	99	203	111	228
16	6	4	6	
126	4	60	21	41
13	2	2	8	1
36	2	24	6	4
47	3	14	28	2
33	3	3	20	7
19	2	3	14	
171	27	25	93	26
1			1	
7	2		3	2
19	2	1	12	4
58	10	28	8	12
226	35	28	82	81
28	2	5	6	15
39	2	5	12	20
23	1	1	6	15
41	9	3	25	4
17	2	7	6	2
69	7		39	23
19	2	2	15	
21		8	6	7
18	3	1	13	1
11			11	
33	5		24	4
10	1		9	

Prison	Pro-bation*	Jail/Prob.	Jail/Fine**
17.9	45.0	23.4	13.7
17.0	70.0	9.7	3.3
18.0	39.2	27.8	15.0
20.0		60.0	20.0
18.3	36.0	27.7	18.0
32.5	36.3	28.6	2.6
12.9	49.6	14.7	22.8
12.0	48.7	23.4	15.9
11.1	40.0	46.7	2.2
10.2	34.7	46.9	8.2
10.9	59.9	9.5	19.7
11.1	5.6	55.6	27.8
25.7	2.9	65.7	5.7
23.5	31.2	26.5	18.8
9.7	19.4	58.1	12.9
32.0	16.8	48.0	3.2
35.1	10.8	48.6	5.4
18.8	12.5	43.8	25.0
6.9	48.3	44.8	
17.7	22.8	35.4	24.1
28.6		71.4	
15.0	5.0	60.0	20.0
14.3	14.3	57.1	14.3
18.7	25.6	32.7	23.0
25.7	21.7	40.0	12.6
35.1	14.6	42.7	7.6
12.0		84.0	4.0
12.1	42.4	27.3	18.2
22.3	51.3	5.8	20.6
14.3		57.1	28.6
	22.2	33.3	44.4
20.5	10.3	61.5	7.7
38.7	12.9	38.2	10.2
16.7	6.7	66.7	10.0
15.4	31.7	17.3	35.6
37.5	25.0	37.5	
3.2	47.6	16.7	32.5
15.4	15.4	61.5	7.7
5.6	66.7	16.7	11.1
6.4	29.8	59.6	4.3
9.1	9.1	60.6	21.2
10.5	15.8	73.7	
15.8	14.6	54.4	15.2
		100.0	
28.6		42.9	28.6
10.5	5.3	63.2	21.1
17.2	48.3	13.8	20.7
15.5	12.4	36.3	35.8
7.1	17.9	21.4	53.6
5.1	12.8	30.8	51.3
4.3	4.3	26.1	65.2
22.0	7.3	61.0	9.8
11.8	41.2	35.3	11.8
10.1		56.5	33.3
10.5	10.5	78.9	
	38.1	28.6	33.3
16.7	5.6	72.2	5.6
		100.0	
15.2		72.7	12.1
10.0		90.0	

Source: Basic Information Reports (BIR).

*Includes Delayed and Suspended Sentences and HYTA Probation.

**Includes Restitution and Costs.

A1c Criminal Court Dispositions (Offenders) by FOA Region and Circuit Number for 2000—Assaultive Offenses

STATE TOTALS	
FOA REGION I (03 Wayne) TOTALS	
FOA REGION II TOTALS	
01 Hillsdale	
06 Oakland	
07 Genesee	
10 Saginaw	
16 Macomb	
18 Bay	
21 Isabella	
22 Washtenaw	
24 Sanilac	
29 Clinton, Gratiot	
31 St. Clair	
35 Shiawassee	
38 Monroe	
39 Lenawee	
40 Lapeer	
42 Midland	
44 Livingston	
52 Huron	
54 Tuscola	
55 Clare, Gladwin	
FOA REGION III TOTALS	
02 Berrien	
04 Jackson	
05 Barry	
08 Ionia, Montcalm	
09 Kalamazoo	
11 Alger, Luce, Schoolcraft	
12 Baraga, Houghton, Keweenaw	
13 Antrim, Grand Traverse, Leelanau	
14 Muskegon	
15 Branch	
17 Kent	
19 Benzie, Manistee	
20 Ottawa	
23 Iosco, Oscoda	
25 Marquette	
26 Alpena, Alcona, Montmorency, Presque Isle	
27 Newago, Oceana	
28 Missaukee, Wexford	
30 Ingham	
32 Gogebic, Ontonagon	
33 Charlevoix	
34 Roscommon, Arenac, Ogemaw	
36 VanBuren	
37 Calhoun	
41 Dickinson, Iron, Menominee	
43 Cass	
45 St. Joseph	
46 Otsego, Kalkaska, Crawford	
47 Delta	
48 Allegan	
49 Mecosta, Osceola	
50 Mackinac, Chippewa	
51 Lake, Mason	
53 Cheboygan	
56 Eaton	
57 Emmet	

Total	Prison	Pro-bation*	Jail/Prob.	Jail/Fine**
9830	4198	2037	2466	1129
2356	1195	779	315	67
3617	1521	726	978	392
20	12	2	6	
960	416	201	215	128
466	259	63	133	11
257	105	70	43	39
557	203	172	120	62
103	29	26	41	7
71	17	5	38	11
260	95	84	44	37
22	2	1	17	2
66	28	2	32	4
196	80	31	51	34
56	27	2	22	5
136	53	6	71	6
74	47	4	22	1
49	14	3	24	8
85	36	19	25	5
129	54	20	39	16
18	10		6	2
53	19	5	18	11
39	15	10	11	3
3857	1482	532	1173	670
263	125	36	91	11
227	97	31	80	19
36	13	1	19	3
122	28	24	43	27
336	108	103	53	72
16	9	2	3	2
22	8	5	8	1
74	39	2	30	3
258	135	24	77	22
36	15	2	13	6
757	256	160	128	213
19	9	4	6	
165	58	32	50	25
22	10	1	10	1
55	27	9	12	7
46	13	11	18	4
58	20		26	12
45	15	1	29	
222	91	11	84	36
5	4		1	
20	9		8	3
55	31	2	13	9
84	28	9	34	13
319	107	25	112	75
47	10	5	20	12
50	24	2	11	13
72	31		18	23
59	21	3	26	9
15	3	1	7	4
59	23	3	16	17
65	15	5	42	3
39	14	8	9	8
54	20	1	31	2
18	8	3	6	1
93	45	5	30	13
24	13	1	9	1

Prison	Pro-bation*	Jail/Prob.	Jail/Fine**
42.7	20.7	25.1	11.5
50.7	33.1	13.4	2.8
42.1	20.1	27.0	10.8
60.0	10.0	30.0	
43.3	20.9	22.4	13.3
55.6	13.5	28.5	2.4
40.9	27.2	16.7	15.2
36.4	30.9	21.5	11.1
28.2	25.2	39.8	6.8
23.9	7.0	53.5	15.5
36.5	32.3	16.9	14.2
9.1	4.5	77.3	9.1
42.4	3.0	48.5	6.1
40.8	15.8	26.0	17.3
48.2	3.6	39.3	8.9
39.0	4.4	52.2	4.4
63.5	5.4	29.7	1.4
28.6	6.1	49.0	16.3
42.4	22.4	29.4	5.9
41.9	15.5	30.2	12.4
55.6		33.3	11.1
35.8	9.4	34.0	20.8
38.5	25.6	28.2	7.7
38.4	13.8	30.4	17.4
47.5	13.7	34.6	4.2
42.7	13.7	35.2	8.4
36.1	2.8	52.8	8.3
23.0	19.7	35.2	22.1
32.1	30.7	15.8	21.4
56.3	12.5	18.8	12.5
36.4	22.7	36.4	4.5
52.7	2.7	40.5	4.1
52.3	9.3	29.8	8.5
41.7	5.6	36.1	16.7
33.8	21.1	16.9	28.1
47.4	21.1	31.6	
35.2	19.4	30.3	15.2
45.5	4.5	45.5	4.5
49.1	16.4	21.8	12.7
28.3	23.9	39.1	8.7
34.5		44.8	20.7
33.3	2.2	64.4	
41.0	5.0	37.8	16.2
80.0		20.0	
45.0		40.0	15.0
56.4	3.6	23.6	16.4
33.3	10.7	40.5	15.5
33.5	7.8	35.1	23.5
21.3	10.6	42.6	25.5
48.0	4.0	22.0	26.0
43.1		25.0	31.9
35.6	5.1	44.1	15.3
20.0	6.7	46.7	26.7
39.0	5.1	27.1	28.8
23.1	7.7	64.6	4.6
35.9	20.5	23.1	20.5
37.0	1.9	57.4	3.7
44.4	16.7	33.3	5.6
48.4	5.4	32.3	14.0
54.2	4.2	37.5	4.2

Source: Basic Information Reports (BIR).

*Includes Delayed and Suspended Sentences and HYTA Probation.

**Includes Restitution and Costs.

A2 Criminal Court Dispositions by Offense and Type of Disposition for 2000

All Offenses

Page One of Twenty-one

Compiled Laws	Offense	Maximum
TOTAL COUNTS		VIOLATIONS
		ATTEMPTS
19.142	State Property Violations	MISD
		ATTEMPTS
21.154	Public Officer - Embezzle/Divert	5
	Tax/Public Monies	ATTEMPTS
28.293	State ID Card - Illegal Use	15
		ATTEMPTS
28.2931	State ID Card - False Application	5
		ATTEMPTS
28.2951A	State ID Card - Alter/Forged Use in	4
	Felony	ATTEMPTS
28.729	Sex Offender - Fail to Register	4
		ATTEMPTS
28.7292	Sex Offender - Fail Comply with	MISD
	Reporting Duty	ATTEMPTS
168.932F	Election Law - Absentee Ballot -	5
	Improper Poss/Return	ATTEMPTS
205.27	Taxes - Defraud/Evade Payment of	15
		ATTEMPTS
205.271A	Taxes - Fail to File/False Return	5
		ATTEMPTS
205.271B	Taxes - Aid/Abet Tax Evasion/File	5
	False Returns	ATTEMPTS
205.271C	Taxes - Making/Permit False Returns	5
		ATTEMPTS
205.4282	Tobacco Products Tax Act Violations	5
	Felony	ATTEMPTS
205.4286	Tobacco Products Tax Act - Unauth	10
	Tax Stamps	ATTEMPTS
257.222	Motor Vehicles - Use/Production of	10
	Counterfeited Cert. of Title	ATTEMPTS
257.254	MV Code - Intent to Pass False	10
	Title	ATTEMPTS
257.256	License Plate/Registration/Title -	MISD
	Unlawful Use	ATTEMPTS
257.257	License Documents/Plates Forgery	5
		ATTEMPTS
257.329	Insurance Certificates - Poss/Sale of	15
	Stolen/Counterfeit	ATTEMPTS
257.602	Disobey Police Traffic Order	MISD
		ATTEMPTS
257.602A	Peace Officer - Fleeing	15
	Vehicle Code	ATTEMPTS
257.602A2	Peace Officer - Fleeing/Vehicle CD	2
	4th Degree	ATTEMPTS
257.602A3	Peace Officer - Fleeing/Vehicle CD	5
	2nd Offense	ATTEMPTS
257.602A3-A	Peace Officer - Fleeing/Vehicle CD	5
	3rd Degree	ATTEMPTS
257.602A4	Peace Officer - Fleeing/Vehicle CD	10
	Serious Body Injury	ATTEMPTS

Total	Prison	Probation	Jail*	Other**
Cases	30%	52%	13%	5%
44,678	14,475	22,007	5,958	2,238
6,814	932	4,630	955	297
2	2			
1		1		
3	2		1	
7	2	2	3	
1			1	
121	23	48	50	
45	3	29	12	1
1			1	
1			1	
4	1	3		
2		2		
1		1		
1		1		
8		7		1
1		1		
2	1	1		
1		1		
65	14	34	16	1
7	4	3		
	1	1		
23	2	11	7	3
8		6	2	
1		1		
2	1	1		
6		4	2	
1		1		
272	31	175	57	9
25	1	15	9	
70	26	35	6	3
3		2	1	
357	133	180	36	8
25	1	21	2	1
2	2			

NOTE: Be sure to check for related offense codes when examining a particular type of crime. They may or may not be in sequential order or even on the same page.

A2 Criminal Court Dispositions by Offense and Type of Disposition for 2000 All Offenses

Page Two of Twenty-one

Compiled Laws	Offense	Maximum
TOTAL COUNTS	VIOLATIONS ATTEMPTS	
257.602A4-A	Peace Officer - Fleeing - 2nd Degree - Vehicle Code	10
257.617	Fail to Stop at Accident -- Serious Impairment/Death Rslt	5
257.624A	Alcohol - Open Container in Motor Vehicle	MISD
257.625	Operating Motor Vehicle - Addict or Intox	20
257.6251	Operate - Addict or Intox	5
257.6251-A	Operating -- OUIL/Per Se	MISD
257.62510C	Operating - OWI - 3rd Offense	5
257.6253-A	Operating Impaired	MISD
257.6254	Operating -- Under the Influence Causing Death	15
257.6255	OUIL - Causing Incapacitating Injury	5
257.6255-A	Operating -- Under the Influence Causing Serious Injury	5
257.6256	Operating -- OUIL/Per Se 3rd (Felony)	5
257.6256-A	Operating a Vehicle -- Minor	MISD
257.6256B	Operating -- OUIL/Per Se/OWI - 2nd Offense	1
257.6256D	Operating -- OUIL/Per Se/OWI - 3rd Offense	5
257.6257A1	Operating OUIL/Occupant < 16	1
257.6257A2	Operating OUIL/Occupant < 16, 2nd Offense	5
257.626	Reckless Driving	MISD
257.902	Poss & Display of License-Violation	5
257.903	Motor Vehicle Code, False ID	15
257.9032	Motor Vehicle Code, False ID - 2nd Offense	7
257.904	Operate - License Suspended, Revoked	15
257.9041B	Operate - Allow Suspend, Revoked to Operate	MISD
257.9041C	Operate - Allow Suspend, Revoked to Operate - 2nd Offense	1
257.9044	Operate - License Suspend, Revoked Cause Death	15

Total Cases	Prison 30%	Probation 52%	Jail* 13%	Other** 5%
44,678	14,475	22,007	5,958	2,238
6,814	932	4,630	955	297
5	1	4		
48	23	21	2	2
3		3		
1			1	
237	55	167	13	2
1		1		
3		1	2	
15	6	7	2	
6		5	1	
2			1	1
75	63	11		1
3	1	2		
22	6	16		
100	35	63	2	
2		2		
160	36	109	13	2
1			1	
1			1	
3,216	695	2,315	187	19
8	1	7		
1		1		
52	5	44	3	
2	1		1	
1	1			
33	10	14	9	
1		1		
1			1	
1		1		
5	2		3	
6	5	1		

NOTE: Be sure to check for related offense codes when examining a particular type of crime. They may or may not be in sequential order or even on the same page.

A2 Criminal Court Dispositions by Offense and Type of Disposition for 2000

All Offenses

Page Three of Twenty-one

Compiled Laws	Offense	Maximum
TOTAL COUNTS	VIOLATIONS ATTEMPTS	
257.9045	Operate - License Susp/Rev Cause Serious Injury	5
257.9047-B	Operate - Allow Suspend to Operate Cause Death	5
324.51510	Fires - Willfully Set Forests	10
324.801765	Marine Safety, OUIL Cause Serious Injury	5
328.232	Funeral Contracts - Conversion	5
333.16294	Health Prof - Unauthorized Practice Felony	4
333.17766A3	Controlled Sub, Steroids - Delivery	7
333.17766A4	Controlled Sub, Steroids/Imitation Delivery	7
333.5210	AIDS - Sexual Penetration with Uninformed Partner	4
333.7341	Controlled Sub, Imitation Use, Mfg. or Distribution	2
333.73413	Controlled Sub, Imitation Mfg. or Distribution	2
333.7401	Controlled Sub, Mfg, Del, Poss	LIFE
333.74011	Controlled Sub, Mfg, Del, Poss	LIFE
333.74012A	Controlled Sub, Mfg, Del, Poss (Narcotic or Cocaine)	LIFE
333.74012A1	Controlled Sub, Mfg, Del, Poss - 650 or More Grams	LIFE
333.74012A2	Controlled Sub, Mfg, Del, Poss 225-649g	30
333.74012A3	Controlled Sub, Mfg, Del, Poss 50-224g	20
333.74012A4	Controlled Sub, Mfg, Del, Poss <50 Grams	20
333.74012B	Contr. Sub, Mfg, Del, Poss, Sch 1-3 or Methamphetamine	20
333.74012B-A	Contr. Sub, Mfg, Del, Poss (Sch 1,2,3 ex Marij & Cocaine)	7
333.74012C	Contr. Sub, Mfg, Del, Poss, (Sch 4, or Added by Rule)	4
333.74012C-A	Controlled Sub, Mfg, Del, Poss, (Sch 4)	4
333.74012C-B	Contr. Sub, Mfg, Del, Poss (Added to Sch 4 by Board Rule)	4
333.74012D	Controlled Sub, Mfg, Del, Poss (Sch 5)	2
333.74012D1	Controlled Sub, Mfg, Del, Poss, 45 Kg+ Marijuana	15

Total Cases	Prison 30%	Probation 52%	Jail* 13%	Other** 5%
44,678	14,475	22,007	5,958	2,238
6,814	932	4,630	955	297
3	1	2		
1		1		
2	2			
1		1		
1		1		
2		2		
2		2		
1		1		
1	1			
2	1	1		
6	3	1	2	
2		1	1	
132	17	57	53	5
8		6	2	
1			1	
1		1		
5	2	3		
1		1		
8	6	1	1	
29	29			
118	98	15	4	1
6	2	4		
2,639	1,121	1,428	79	11
606	82	492	20	12
58	6	36	8	8
9		6	2	1
115	19	65	8	23
17	1	14	1	1
51	12	29	9	1
5		4		1
24	1	13	8	2
3	1	2		
9		5	4	
2	1	1		
25	3	17	1	4
10		8	2	
27	6	12	8	1
1		1		

NOTE: Be sure to check for related offense codes when examining a particular type of crime. They may or may not be in sequential order or even on the same page.

A2 Criminal Court Dispositions by Offense and Type of Disposition for 2000

All Offenses

Page Four of Twenty-one

Compiled Laws	Offense	Maximum
TOTAL COUNTS	VIOLATIONS ATTEMPTS	
333.74012D2	Controlled Sub, Mfg, Del, Poss Marijuana 5 - <45 Kg ATTEMPTS	7
333.74012D3	Controlled Sub, Mfg, Del, Poss, Marijuana <5 Kg ATTEMPTS	4
333.74012E	Prescrip Forms/Official Unlawful Mfg, Del, Poss ATTEMPTS	20
333.74012F	Prescription Forms Mfg, Del, Poss ATTEMPTS	7
333.74022A	Contr. Sub. - Mfg, Del, Poss Counterfeit (Narc. or Methamphet.) ATTEMPTS	10
333.74022B	Contr. Sub. - Mfg, Del, Poss Counterfeit (Sch. 1, 2, 3) ATTEMPTS	5
333.74022D	Contr. Sub. - Mfg, Del, Poss Counterfeit (Sch 5) ATTEMPTS	2
333.74022E	Contr. Sub. - Mfg, Del, Poss Analogue ATTEMPTS	15
333.74032A	Controlled Sub, Possession Narc. or Cocaine ATTEMPTS	LIFE
333.74032A1	Controlled Sub - Poss 650g+ Narc. or Cocaine ATTEMPTS	LIFE
333.74032A2	Controlled Sub - Poss 225-649g Narc. or Cocaine ATTEMPTS	30
333.74032A3	Controlled Sub - Poss 50-224g Narc. or Cocaine ATTEMPTS	20
333.74032A4	Controlled Sub - Poss 25-49g Narc. or Cocaine ATTEMPTS	4
333.74032A5	Controlled Sub - Poss Less 25g Narc. or Cocaine ATTEMPTS	4
333.74032B	Controlled Sub - Poss Analogues, Sch 1-4 or Methamphet. ATTEMPTS	10
333.74032B-A	Controlled Sub - Possession/ Analogues ATTEMPTS	2
333.74032B-B	Contr. Sub - Poss (Sub Added to Sch 1-4, by Rule) ATTEMPTS	2
333.74032C-A	Controlled Sub - Possession (LSD & Schedule 5) ATTEMPTS	1
333.74032D	Controlled Sub - Poss Marijuana ATTEMPTS	1
333.74042A	Contr. Sub Use (Narcotic, Cocaine, Methamphetamine) ATTEMPTS	1
333.74042B	Controlled Sub, Use ATTEMPTS	1
333.7405	Contr. Sub. - Licensee Prescription Violations ATTEMPTS	2
333.7405D	Contr. Sub - Maintain or Keep Drug House ATTEMPTS	2
333.7407	Controlled Substances, Fraud ATTEMPTS	4
333.74071A	Controlled Sub. Licensee Distribute w/o Order Form ATTEMPTS	4

Total Cases	Prison 30%	Probation 52%	Jail* 13%	Other** 5%
44,678	14,475	22,007	5,958	2,238
6,814	932	4,630	955	297
101	13	65	18	5
10	1	8	1	
1,732	230	1,091	247	164
265	8	217	29	11
1				1
5		4	1	
2		2		
2		1	1	
2		2		
4	2	1	1	
3	1	1	1	
4	1	3		
1			1	
4	4			
3	2	1		
10	10			
56	26	21	8	1
3		3		
3,983	543	2,544	798	98
716	33	606	70	7
65	3	42	9	11
5		5		
143	15	93	22	13
13		13		
13	2	9	2	
1		1		
1		1		
33	4	16	11	2
1		1		
3		1	2	
3	1	2		
289	23	199	55	12
4		3	1	
1			1	
1			1	
1		1		
1				1

NOTE: Be sure to check for related offense codes when examining a particular type of crime. They may or may not be in sequential order or even on the same page.

A2 Criminal Court Dispositions by Offense and Type of Disposition for 2000 All Offenses

Page Five of Twenty-one

Compiled Laws	Offense	Maximum
	TOTAL COUNTS	VIOLATIONS ATTEMPTS
333.74071C	Controlled Sub - Obtain by Fraud ATTEMPTS	4
333.74071CA	Controlled Sub - Obtain by Fraud (Attempt) ATTEMPTS	4
333.74071G	Controlled Sub - Counterfeit Prescription Form ATTEMPTS	4
333.7407A-A	Controlled Sub - Induce Person to Commit Felony ATTEMPTS	LIFE
333.7407A1-A	Controlled Sub - Attempted Felony ATTEMPTS	LIFE
333.7410	Contr. Sub - Delivery to Minor/Poss on School Property ATTEMPTS	60
333.7410A	Contr. Sub - Delivery/Poss in Park ATTEMPTS	2
333.74101-B	Contr. Sub - Delivery to Minor (Sch 1-3 ex Marij/Cocaine) ATTEMPTS	14
333.74101-D	Contr. Sub - Delivery to Minor (Sch. 4 & Marijuana) ATTEMPTS	8
333.74102-A	Contr. Sub - Del on School Prop (Narc. or Cocaine) <50 Grams ATTEMPTS	60
333.74104-A	Contr. Sub - Poss on School Prop (Narc. or Cocaine <25 Grams ATTEMPTS	8
333.74104-B	Controlled Sub - Poss on School Prop (Sch 1,2,3,4) ATTEMPTS	4
333.74104-C	Controlled Sub - Poss on School Prop (Sch 5) ATTEMPTS	2
333.74104-D	Controlled Sub - Possess Marijuana on School Property ATTEMPTS	2
333.7413	Controlled Sub - Second Offense ATTEMPTS	LIFE
333.74131	Controlled Sub - Second Offense ATTEMPTS	LIFE
333.74132	Controlled Sub - Second Offense - Double Penalty ATTEMPTS	LIFE
400.60	Welfare Fraud ATTEMPTS	4
400.601-A	Welfare Fraud - \$500 or Less ATTEMPTS	MISD
400.601-B	Welfare Fraud - Over \$500 ATTEMPTS	4
400.602	Welfare Fraud Fail to Inform ATTEMPTS	4
400.602-A	Welfare Fraud Fail to Inform < \$500 ATTEMPTS	MISD
400.602-B	Welfare Fraud - Fail to Inform \$500 or More ATTEMPTS	4
400.6071	Medicaid Fraud - False Claim ATTEMPTS	4
432.2182	Gambling Activity-Felony Violations ATTEMPTS	10

Total	Prison	Probation	Jail*	Other**
Cases	30%	52%	13%	5%
44,678	14,475	22,007	5,958	2,238
6,814	932	4,630	955	297
107	11	69	19	8
29	1	23	4	1
3		2	1	
30	1	22		5
4		4		
13	2	10	1	
14		8	3	3
19	1	14	3	1
1		1		
1		1		
2	1		1	
4	1	3		
2	2			
3	1	2		
1		1		
2		1		1
12		7	2	3
6		3	3	
1			1	
313	69	174	68	2
1		1		
7	1	3	2	1
4		4		
1			1	
24	3	12	8	1
8		8		
7		7		
2			2	
145	5	125	13	2
24	1	18	2	3
6	1	3	2	
5		5		
5	1	4		
4		3	1	

NOTE: Be sure to check for related offense codes when examining a particular type of crime. They may or may not be in sequential order or even on the same page.

A2 Criminal Court Dispositions by Offense and Type of Disposition for 2000 All Offenses

Page Six of Twenty-one

Compiled Laws	Offense	Maximum
	TOTAL COUNTS	VIOLATIONS ATTEMPTS
432.30	Lottery - Forging/Counterfeiting a Ticket	5
436.17011-A	Alcohol - Sell/Furnish to Minor	MISD
	ATTEMPTS	
436.17012	Alcohol - Sell/Furnish to Minor, Death Resulting	10
	ATTEMPTS	
436.17031A	Alcohol-Buy/Consume/Possess by Minor	MISD
	ATTEMPTS	
436.17031B	Alcohol-Buy/Consume/Possess by Minor 2nd Offense	MISD
	ATTEMPTS	
436.17031C	Alcohol-Buy/Consume/Possess by Minor 3rd Offense	MISD
	ATTEMPTS	
445.1538	Franchise Investment Law Penalty	7
	ATTEMPTS	
451.501	Blue Sky Laws - Fraudulent Schemes/Statements	10
	ATTEMPTS	
451.604A1X	Blue Sky Laws - Unauthorized Use of Customer Funds	10
	ATTEMPTS	
500.45111	Insurance - Fraudulent Acts	4
	ATTEMPTS	
500.45112	Insurance Fraud - Conspiracies	10
	ATTEMPTS	
500.5252	Insurance - Improper Personal Interest in Transactions	5
	ATTEMPTS	
570.1110-B	False Sworn Statement by Contractor > \$100	4
	ATTEMPTS	
570.152	Contractor - Fraudulent Use of Building Contract Fund	3
	ATTEMPTS	
600.2907A2	Real Property - Encumbering w/o Lawful Cause	3
	ATTEMPTS	
722.642	Tobacco Possession/Use by Minor	MISD
	ATTEMPTS	
722.675	Distributing Obscene Matter to Minor	2
	ATTEMPTS	
750.10A	Sexually Delinquent	LIFE
	ATTEMPTS	
750.11	Abduction, Compel Woman to Marry	LIFE
	ATTEMPTS	
750.110-A	Break & Enter - Unoccup. Bldg. w/Intent	10
	ATTEMPTS	
750.110-B	Break & Enter Occup Bldg. w/Intent	15
	ATTEMPTS	
750.110A2	Home Invasion - 1st Degree	20
	ATTEMPTS	
750.110A3	Home Invasion - 2nd Degree	15
	ATTEMPTS	
750.110A4	Home Invasion - 3rd Degree	5
	ATTEMPTS	
750.111	Entering w/o Breaking	5
	ATTEMPTS	

Total	Prison	Probation	Jail*	Other**
Cases	30%	52%	13%	5%
44,678	14,475	22,007	5,958	2,238
6,814	932	4,630	955	297
4	1	2		1
1			1	
3		3		
54		6	35	13
8		3	1	4
6			5	1
2		2		
1	1			
1	1			
60	1	51	4	4
17		15	2	
12	2	9	1	
2	2			
1			1	
1		1		
13		9	2	2
2		2		
1				1
1			1	
7	3	3	1	
57	30	12	12	3
1			1	
1,391	510	606	136	139
296	72	159	42	23
102	53	32	12	5
7	3	4		
536	401	92	18	25
78	27	41	7	3
1,317	674	431	106	106
164	55	88	12	9
107	18	68	10	11
15	2	12	1	
139	32	83	14	10
15	5	8	2	

NOTE: Be sure to check for related offense codes when examining a particular type of crime. They may or may not be in sequential order or even on the same page.

A2 Criminal Court Dispositions by Offense and Type of Disposition for 2000

All Offenses

Page Seven of Twenty-one

Compiled Laws	Offense	Maximum
TOTAL COUNTS	VIOLATIONS	
	ATTEMPTS	
750.115	Illegal Entry (w/o Owners Permission)	MISD
750.116	Possession of Burglars Tools	10
	ATTEMPTS	
750.117	Bribery of Public Officer	4
	ATTEMPTS	
750.131	Check - Non-Sufficient Funds	2
	ATTEMPTS	
750.131A	Checks w/o Account or w/o Suff Funds	2
	ATTEMPTS	
750.131A1	Check - No Account	2
	ATTEMPTS	
750.131A2	Check - 3 Non-Sufficient Funds Within 10 Days	2
	ATTEMPTS	
750.1313	Check w/o Suff Funds	2
	ATTEMPTS	
750.1313A1	Check Non-Sufficient Funds <\$100	MISD
	ATTEMPTS	
750.1313B1	Checks Non-Sufficient Funds Between \$100 - <\$500	1
	ATTEMPTS	
750.1313C	Check - Non-Sufficient Funds - \$500 or More	2
	ATTEMPTS	
750.135	Child Abuse - Abandonment	10
	ATTEMPTS	
750.136	Cruelty to Children	4
	ATTEMPTS	
750.136A	Child Abuse, Torture	10
	ATTEMPTS	
750.136B	Child Abuse	15
	ATTEMPTS	
750.136B2	Child Abuse, 1st Degree	15
	ATTEMPTS	
750.136B3	Child Abuse, 2nd Degree	4
	ATTEMPTS	
750.136B4	Child Abuse, 3rd Degree	2
	ATTEMPTS	
750.136B5	Child Abuse, 4th Degree	1
	ATTEMPTS	
750.145	Contributing To Delinquency of Minor	MISD
	ATTEMPTS	
750.145B	Accost, Solic Child-Immoral Purposes 2nd Offense	4
	ATTEMPTS	
750.145C	Child Abusive Commercial Activity	20
	ATTEMPTS	
750.145C2	Child Sexually Abusive Activity	20
	ATTEMPTS	
750.145C3	Child Sex Abuse Activity - Distribute or Promote	7
	ATTEMPTS	
750.145D2	Computers-Commit Proscribed Conduct	20
	ATTEMPTS	

Total	Prison	Probation	Jail*	Other**
Cases	30%	52%	13%	5%
44,678	14,475	22,007	5,958	2,238
6,814	932	4,630	955	297
1	1			
56	24	17	10	5
10	1	6	3	
6	1	4	1	
2			2	
3	2	1		
93	11	65	15	2
3		3		
246	38	145	53	10
14		8	5	1
129	18	86	17	8
3		3		
1			1	
1		1		
1		1		
17	2	11	2	2
2		2		
1		1		
1	1			
5		5		
42	32	8	1	1
6	5	1		
42	12	29	1	
3		2	1	
113	8	88	13	4
6		4	2	
3		3		
1	1			
2		2		
5	5			
27	25	2		
4	2	2		
15	1	12	2	
12	1	10	1	
1		1		

NOTE: Be sure to check for related offense codes when examining a particular type of crime. They may or may not be in sequential order or even on the same page.

A2 Criminal Court Dispositions by Offense and Type of Disposition for 2000 All Offenses

Page Eight of Twenty-one

Compiled Laws	Offense	Maximum
TOTAL COUNTS	VIOLATIONS ATTEMPTS	
750.145N1	Abuse Vulnerable Adult - 1st Degree ATTEMPTS	15
750.145N3	Abuse Vulnerable Adult - 3rd Degree ATTEMPTS	2
750.147B	Ethnic Intimidation ATTEMPTS	2
750.157A	Conspiracy ATTEMPTS	5
750.157B	Solicit to Murder, Other Felony ATTEMPTS	LIFE
750.157C	Solicit, Minor to Commit Felony ATTEMPTS	LIFE
750.157N	Financial Transaction Device, Steal/ Retain/Poss ATTEMPTS	4
750.157N1	Financial Transaction Device - Steal/ Retain w/o Consent ATTEMPTS	4
750.157N2	Financial Transaction Device - Poss Fraudulent One ATTEMPTS	4
750.157P	Financial Transaction Device - Poss w/Intent to Use/Sell ATTEMPTS	4
750.157Q	Financial Transaction Device - Illegal Sale/Use ATTEMPTS	4
750.157R	Financial Transaction Device - Forge/Alter/Counterfeiting ATTEMPTS	4
750.157T	Financial Trans Device - Sale of Goods or Services ATTEMPTS	4
750.157U	Financial Transaction Device - Overcharging ATTEMPTS	4
750.157V	Financial Transaction Device - False ID ATTEMPTS	4
750.157W	Financial Trans Device - Fraudulent Withdrawals/Transfers ATTEMPTS	10
750.157W1C1	Financial Trans Device-Fraud Betw \$1K & <\$20K ATTEMPTS	5
750.158	Sodomy ATTEMPTS	15
750.159I1	Criminal Enterprise - Conducting ATTEMPTS	20
750.159I3	Criminal Enterprise - Racketeering Proceeds ATTEMPTS	20
750.159I4-A	Criminal Enterprise - Conspiracy ATTEMPTS	20
750.160	Dead Bodies - Disinterment & Mutilation ATTEMPTS	10
750.161	Desertion & Non Support ATTEMPTS	3
750.165	Refusing to Support Spouse or Children ATTEMPTS	4
750.170	Disturbing the Peace in a Public Location ATTEMPTS	MISD

Total Cases	Prison 30%	Probation 52%	Jail* 13%	Other** 5%
44,678	14,475	22,007	5,958	2,238
6,814	932	4,630	955	297
1	1			
5		5		
12	3	5	4	
1		1		
3		3		
1			1	
1		1		
45	8	29	7	1
6		4	1	1
460	56	236	96	72
48	3	34	10	1
42	7	24	9	2
5		5		
72	5	46	15	6
19	2	14	2	1
113	12	70	19	12
19	2	16	1	
3		3		
3		2		1
2		1		1
13	2	6	1	4
43	7	27	6	3
14		11	2	1
3	2	1	1	
7	2	3	1	1
1	1			
19	10	8	1	
2	1	1		
1	1			
1		1		
5	5			
50	2	26	17	5
68	1	64	1	2
41	2	32	3	4
9	2	4	1	2
1		1		

NOTE: Be sure to check for related offense codes when examining a particular type of crime. They may or may not be in sequential order or even on the same page.

A2 Criminal Court Dispositions by Offense and Type of Disposition for 2000

All Offenses

Page Nine of Twenty-one

Compiled Laws	Offense	Maximum
	TOTAL COUNTS	VIOLATIONS ATTEMPTS
750.174	Embezzle - Agt, Serv, Emp, Trustee ATTEMPTS	10
750.174-A	Embezzlement - Agent or Trustee Under \$100 ATTEMPTS	MISD
750.174-B	Embezzlement - Agent or Trustee Over \$100 ATTEMPTS	10
750.1743A	Embezzlement - Agent or Trustee Betw \$200 and <\$1K ATTEMPTS	1
750.1744A	Embezzlement - Agent or Trustee Betw \$1K and <\$20K ATTEMPTS	5
750.1744B	Embezzlement - Agent or Trustee Betw \$200 & <\$1K, 2nd Offense ATTEMPTS	5
750.1745A	Embezzlement - Agent or Trustee \$20K or More ATTEMPTS	10
750.1745B	Embezzlement - Agent or Trustee Betw \$1K & <\$20K, 3rd Offense ATTEMPTS	10
750.175	Embezzle - Public Officer, Agent, Servant Over \$50 ATTEMPTS	10
750.177A	Embezzle, Chattel Mortgage Over \$100 ATTEMPTS	2
750.180	Embezzlement - Financial Institutions ATTEMPTS	20
750.181	Embezzlement - Jointly Held Property ATTEMPTS	10
750.1814B	Embezzlement - Jointly Held Prop Betw \$200 & <\$1K, 2nd Offense ATTEMPTS	5
750.183	Aid Escape of & Rescue Prisoner ATTEMPTS	7
750.183-A	Escape-Aiding Prisoner-Felony ATTEMPTS	7
750.186A	Escape from Juvenile Facility ATTEMPTS	4
750.193	Break, Escape or Attempt to Break, Escape Prison ATTEMPTS	5
750.1951	Escape from Misdemeanor Jail Sentence ATTEMPTS	2
750.1952	Escape - From Felony Jail Sentence ATTEMPTS	4
750.197C	Assault Employee and/or Escape Jail Through Violence ATTEMPTS	4
750.1971	Escape Awaiting Trial For Misdemeanor ATTEMPTS	2
750.1972	Escape - Awaiting Trial for Felony ATTEMPTS	4
750.199A	Absconding or Forfeiting Bond ATTEMPTS	4
750.204A	Explosive, Sending w/Int to Frighten ATTEMPTS	5
750.2042B	Explosive, Send w/Int Injure/Destroy Property Damage ATTEMPTS	20

Total	Prison	Probation	Jail*	Other**
Cases	30%	52%	13%	5%
44,678	14,475	22,007	5,958	2,238
6,814	932	4,630	955	297
80	19	40	18	3
8		8		
3		2		1
2		1	1	
147	36	65	39	7
35	6	17	10	2
19		15	3	1
1		1		
332	15	248	5	64
78	5	65	3	5
17	1	10	1	5
46	9	33	1	3
12	2	10		
3	2	1		
1		1		
6	3	3		
1		1		
8		4		4
1		1		
3	1	2		
1		1		
2		1	1	
3	1	1	1	
19	6	6	7	
5	2	3		
122	110		11	1
14	9	3	2	
15	1	6	8	
42	14	5	23	
8	2		5	1
85	64	9	12	
12	10	1		1
7	2	3	2	
37	25	3	9	
2	2			
122	41	32	48	1
16	5	4	7	
3	3			
2		2		
1	1			

NOTE: Be sure to check for related offense codes when examining a particular type of crime. They may or may not be in sequential order or even on the same page.

A2 Criminal Court Dispositions by Offense and Type of Disposition for 2000

All Offenses

Page Ten of Twenty-one

Compiled Laws	Offense	Maximum
TOTAL COUNTS	VIOLATIONS ATTEMPTS	
750.205A	Explosive, Delivery w/Intent to Frighten ATTEMPTS	4
750.2072B	Explosives, Place Near Prop, Cause Property Damage ATTEMPTS	20
750.209A	Explosives - Poss w/Intent to Terrorize ATTEMPTS	10
750.209-B	Explosives - Place Offensive Subs w/Int To Alarm ATTEMPTS	5
750.210	Explosives - Possession of a Bomb w/Unlawful Intent ATTEMPTS	LIFE
750.211	Explosives - Manufacture With Unlawful Intent ATTEMPTS	5
750.211A	Explosives - Poss & Use ATTEMPTS	LIFE
750.211A2A	Explosives - Poss of Molotov Cocktail/Other Expl. ATTEMPTS	15
750.211A2B	Explosives - Poss Molotov Cocktail Causing Property Damage ATTEMPTS	20
750.213	Extortion ATTEMPTS	20
750.218	False Pretenses w/Int to Defraud ATTEMPTS	10
750.218A	False Pretenses - \$100 or Less, 4th ATTEMPTS	1
750.218-B	False Pretenses - Over \$100 ATTEMPTS	10
750.2183A	False Pretenses - Betw \$200 & <\$1K ATTEMPTS	1
750.2184A	False Pretenses - \$1,000 or More, Less Than \$20,000 ATTEMPTS	5
750.2185A	False Pretenses - \$20K or More ATTEMPTS	10
750.219AB	Telephone-Obtain Serv False ID Over \$100 ATTEMPTS	4
750.219A2C1	Telephone - Avoid Payment Betw \$1K & <\$20K ATTEMPTS	5
750.219E	Financial Institution, Unauthorized Credit Application ATTEMPTS	4
750.2234	Weapon, Firearm, Sale to Felon ATTEMPTS	10
750.224	Weapons, Dangerous Weapon Sale/Poss ATTEMPTS	5
750.224A	Weapon, Taser, Poss or Sale ATTEMPTS	4
750.224B	Weapon, Short-Barrel Shotgun/ Rifle ATTEMPTS	5
750.224D2	Weapon, Chemical Type ATTEMPTS	2
750.224F	Weapon-Firearm, Poss by Felon ATTEMPTS	5

Total Cases	Prison 30%	Probation 52%	Jail* 13%	Other** 5%
44,678	14,475	22,007	5,958	2,238
6,814	932	4,630	955	297
2	1	1		
2		1	1	
3		2		1
2	2			
2				2
8		2		6
1		1		
1		1		
3	1	2		
1	1			
3		2		1
2	1	1		
2		2		
17	16		1	
8	3	3	2	
32	9	16	7	
3	1	1	1	
1			1	
77	23	43	7	4
22	7	10	5	
1		1		
113	19	81	6	7
36	5	26	3	2
28	15	11	1	1
7	2	5		
1		1		
3		3		
2		2		
3		2		1
1		1		
17	8	3	6	
3	1	1		1
27	4	15	4	4
9		6	2	1
77	19	38	14	6
17	5	8	4	
5		3	2	
1			1	
448	286	103	57	2
16	1	12	3	

NOTE: Be sure to check for related offense codes when examining a particular type of crime. They may or may not be in sequential order or even on the same page.

A2 Criminal Court Dispositions by Offense and Type of Disposition for 2000

All Offenses

Page Eleven of Twenty-one

Compiled Laws	Offense	Maximum
	TOTAL COUNTS	VIOLATIONS
		ATTEMPTS
750.2241-A	Weapon, Dangerous Weapon - Misc	5
		ATTEMPTS
750.2241-B	Weapon, Dangerous Weapon - Gas Eject Dev	5
		ATTEMPTS
750.226	Carry Weapon W/Unlawful Intent	5
		ATTEMPTS
750.227	Carrying Concealed Weapons	5
		ATTEMPTS
750.227B	Felony Firearm	10
		ATTEMPTS
750.227B-A	Weapons - Felony Firearm	2
		ATTEMPTS
750.227C	Poss of Loaded Firearm in Vehicle	2
		ATTEMPTS
750.227D	Poss of Firearm in Motor Vehicle	MISD
		ATTEMPTS
750.227F	Body Armor - Wear During Violent Crime	4
		ATTEMPTS
750.230	Weapons - Firearms, Altering ID Marks	2
		ATTEMPTS
750.232A3	Weapons - Firearms, False App	4
		ATTEMPTS
750.234	Firearm, Discharge/Aim w/o Malice	1
		ATTEMPTS
750.234A	Firearm, Discharge from a Vehicle	4
		ATTEMPTS
750.234B	Firearm, Discharge In/At Dwelling	4
		ATTEMPTS
750.2411	Fireman - Obstructing	4
		ATTEMPTS
750.248	Forgery of Records, Other Instruments	14
		ATTEMPTS
750.248A	Financial Transaction Device - Utter & Publish	4
		ATTEMPTS
750.249	Uttering & Publishing	14
		ATTEMPTS
750.249A	Financial Transaction Device - Forgery	4
		ATTEMPTS
750.250	Forgery of State Warrant	7
		ATTEMPTS
750.251	Forgery of Bank Bills/Promisory Notes	7
		ATTEMPTS
750.252	Counterfeit Notes Poss w/Int to Utter & Publish	7
		ATTEMPTS
750.253	Uttering & Publishing Counterfeit Bills or Notes	5
		ATTEMPTS
750.254	Forged Bills, Notes, Possession w/Int to Utter & Publish	5
		ATTEMPTS
750.261	Counterfeiting - Coins/Poss of Less than 5	10
		ATTEMPTS

Total	Prison	Probation	Jail*	Other**
Cases	30%	52%	13%	5%
44,678	14,475	22,007	5,958	2,238
6,814	932	4,630	955	297
22	1	8	3	10
11	1	8	1	1
3	2	1		
1				1
62	22	25	10	5
4	1	1		2
1,485	363	788	209	125
431	28	308	61	34
9	9			
44	43	1		
58	9	40	9	
5		4		1
1	1			
5	5			
3	1		1	1
2		1	1	
1				1
1	1			
26	15	6	4	1
96	50	37	6	3
7	1	4	2	
3	1	2		
2		2		
278	63	166	28	21
34	2	24	6	2
5	3	1	1	
1		1		
1,609	387	901	223	98
461	54	325	62	20
2		1	1	
5		3	1	1
4	1	1	1	1
1		1		
14	4	4		6
5		2		3
1		1		
24	3	16	4	1
1		1		
16	2	6	2	6
1			1	
6	1	4		1
1		1		

NOTE: Be sure to check for related offense codes when examining a particular type of crime. They may or may not be in sequential order or even on the same page.

A2 Criminal Court Dispositions by Offense and Type of Disposition for 2000

All Offenses

Page Twelve of Twenty-one

Compiled Laws	Offense	Maximum
	TOTAL COUNTS	VIOLATIONS ATTEMPTS
750.273	Signature, Obtain w/ Int to Defraud	10
	ATTEMPTS	
750.279	Fraudulent Disposition of Exhausted Property	4
	ATTEMPTS	
750.280	Gross Frauds & Cheats at Common Law	10
	ATTEMPTS	
750.282	Public Utility - Fraudulent Use	4
	ATTEMPTS	
750.30	Adultery	4
	ATTEMPTS	
750.300A1C	Food Stamps - Fraud Over \$1,000	10
	ATTEMPTS	
750.301	Gambling - Taking Bets	1
	ATTEMPTS	
750.316	First Degree Murder	LIFE
	ATTEMPTS	
750.316-A	Murder - 1st Degree - Premeditated	LIFE
	ATTEMPTS	
750.316-B	Murder - Felony	LIFE
	ATTEMPTS	
750.316-C	Murder - Open - Statutory Short Form	LIFE
	ATTEMPTS	
750.317	Second Degree Murder	LIFE
	ATTEMPTS	
750.321	Manslaughter	15
	ATTEMPTS	
750.321-A	Manslaughter - Statutory Short Form	15
	ATTEMPTS	
750.321-C	Manslaughter - Involuntary	15
	ATTEMPTS	
750.321-E	Manslaughter with Motor Vehicle	15
	ATTEMPTS	
750.324	Negligent Homicide	2
	ATTEMPTS	
750.329	Death, Firearm without Malice	15
	ATTEMPTS	
750.335A	Indecent Exposure (Sexually Delinquent Person)	LIFE
	ATTEMPTS	
750.338	Gross Indecency Between Males - Commit/Procure	5
	ATTEMPTS	
750.338A	Gross Indecency Between Females - Commit/Procure	5
	ATTEMPTS	
750.338B	Gross Indecency Male and Female - Commit/Procure	5
	ATTEMPTS	
750.349	Kidnapping	LIFE
	ATTEMPTS	
750.349A	Prisoner Taking a Hostage	LIFE
	ATTEMPTS	
750.350	Kidnapping - Child Enticement	LIFE
	ATTEMPTS	

Total Cases	Prison 30%	Probation 52%	Jail* 13%	Other** 5%
44,678	14,475	22,007	5,958	2,238
6,814	932	4,630	955	297
2	2			
1		1		
4	2	2		
1		1		
1		1		
4	1	3		
1		1		
28	27	1		
52	52			
47	47			
18	18			
249	247		1	1
1	1			
44	36	8		
2		2		
25	23	1		1
2		1	1	
29	24	5		
19	12	5		2
2		2		
108	11	86	3	8
11		8	3	
2	1		1	
1			1	
27	2	21	4	
10		10		
2		2		
30	10	15	2	3
5		2	1	2
55	53	2		
14	6	5	1	2
2			2	
5	3	1		1

NOTE: Be sure to check for related offense codes when examining a particular type of crime. They may or may not be in sequential order or even on the same page.

A2 Criminal Court Dispositions by Offense and Type of Disposition for 2000

All Offenses

Page Thirteen of Twenty-one

Compiled Laws	Offense	Maximum
TOTAL COUNTS		VIOLETIONS ATTEMPTS
750.350A1	Kidnapping - Custodial Interference	13 mo.
750.356	Larceny	10
750.356-A	Larceny - Over \$100	5
750.356A	Larceny, Motor Vehicle	10
750.356A-A	Larceny - From a Motor Vehicle	5
750.356A-B	Breaking and Entering - A Vehicle Steal Prop. Over \$5	5
750.356A-C	Breaking and Entering - A Vehicle (with Damage)	5
750.356A1	Larceny - From a Motor Vehicle	5
750.356A2A	Breaking and Entering - A Vehicle Steal Prop. <\$200	MISD
750.356A2C1	Breaking and Entering - A Vehicle Steal Prop. \$1K - <\$20K	5
750.356A2D1	Breaking and Entering - A Vehicle Steal Prop. \$20K+	10
750.356A3	Breaking and Entering - A Vehicle (with Damage)	5
750.356B	B & E Coin Operated Telephone	4
750.356C	Retail Fraud - 1st Degree	5
750.356D	Retail Fraud - 2nd Degree	1
750.3562A	Larceny - \$20,000 or More	10
750.3563A	Larceny - \$1,000 Or More But Less Than \$20,000	5
750.3563B	Larceny - \$200 Or More But Less Than \$1,000 - 2nd Offense	5
750.3564A	Larceny - \$200 Or More But Less Than \$1000	1
750.3565	Larceny Less than \$200	MISD
750.357	Larceny from Person	10
750.357A	Larceny Livestock	4
750.357B	Firearms, Stealing of Another	5
750.360	Larceny in Building	4
750.362	Larceny By Conversion	10

Total Cases	Prison 30%	Probation 52%	Jail* 13%	Other** 5%
44,678	14,475	22,007	5,958	2,238
6,814	932	4,630	955	297
1		1		
47	11	22	13	1
15	4	10	1	
71	28	18	23	2
18	7	10	1	
141	29	58	40	14
31	3	13	10	5
22	5	5	11	1
6	2	1	2	1
76	25	12	39	0
16	1	6	9	0
54	30	7	14	3
5	2	1	2	0
185	26	107	14	38
44	8	27	6	3
1			1	
39	10	20	4	5
11		8	2	1
2		2		
164	33	83	15	33
37	7	24	4	2
4	1	2	1	
4	1	2	1	
841	193	304	315	29
52	6	26	18	2
9	4	2	3	
10	3	7		
1	1			
151	40	84	4	23
38	2	29	4	3
15	6	6	2	1
1		1		
2		1	1	
1		1		
298	118	138	32	10
59	17	32	5	5
2		2		
91	42	26	17	6
7	2	3	1	1
1,211	259	612	221	119
352	23	215	90	24
33	8	17	4	4

NOTE: Be sure to check for related offense codes when examining a particular type of crime. They may or may not be in sequential order or even on the same page.

A2 Criminal Court Dispositions by Offense and Type of Disposition for 2000

All Offenses

Page Fourteen of Twenty-one

Compiled Laws	Offense	Maximum
TOTAL COUNTS		VIOLATIONS
		ATTEMPTS
750.362-A	Larceny - By Conversion Over \$100	5
750.362A	Fail to Return Rented Property	10
	ATTEMPTS	
750.362AA	Failure to Return Rented Property Over \$100	2
	ATTEMPTS	
750.362A3A	Failure to Return Rented Property Betw \$1K & <\$20K	5
	ATTEMPTS	
750.3622A	Larceny by Conversion \$20K+	10
	ATTEMPTS	
750.3623A	Larceny - By Conversion Betw \$1K and <\$20K	5
	ATTEMPTS	
750.363	Larceny by False Personation	10
	ATTEMPTS	
750.362	Larceny by Conversion	10
	ATTEMPTS	
750.367A	Larceny - Trees & Shrubs Over \$100	5
	ATTEMPTS	
750.377	Malicious Destruction of Animal Of Another	4
	ATTEMPTS	
750.377A	Malicious Destruction of Personal Property	10
	ATTEMPTS	
750.377AA	Malicious Destruction of Personal Property Over \$100	4
	ATTEMPTS	
750.377A1A1	Malicious Destruction of Personal Property \$20K+	10
	ATTEMPTS	
750.377A1B1	Mal Destr. of Personal Property Betw \$1K & <\$20K	5
	ATTEMPTS	
750.377A1C1	Mal Destr. of Personal Property Betw \$200 & <\$1K	1
	ATTEMPTS	
750.377A1D	Malicious Destruction of Personal Property <\$200	MISD
	ATTEMPTS	
750.377B	Mal Destr. Police or Fire Dept Property	4
	ATTEMPTS	
750.377C	Malicious Destruction of School Bus Intentional	5
	ATTEMPTS	
750.379	Malicious Destruction of Bridges/ Railroads/Locks	4
	ATTEMPTS	
750.380	Malicious Destruction of Building	10
	ATTEMPTS	
750.380A	Malicious Destruction of Building Over \$100	4
	ATTEMPTS	
750.3802A	Malicious Destruction of Building Over \$20K	10
	ATTEMPTS	
750.3803A	Malicious Destruction of Building Betw \$1K & <\$20K	5
	ATTEMPTS	
750.3803B	Mal Destr. of Building Betw \$200 and <\$1K, 2nd Offense	5
	ATTEMPTS	
750.3804A	Malicious Destruction of Building Betw \$200 & <\$1K	1
	ATTEMPTS	

Total	Prison	Probation	Jail*	Other**
Cases	30%	52%	13%	5%
44,678	14,475	22,007	5,958	2,238
6,814	932	4,630	955	297
29	8	12	9	
9	3	4	2	
23	7	6	8	2
1		1		
11	1	6	4	
5		5		
26	4	16	6	
6	1	5		
8	1	6	1	
1		1		
29	11	14	1	3
5		4	1	
3	2		1	
2		1	1	
1	1			
1		1		
1			1	
1	1			
28	8	13	7	
9	3	4	2	
87	24	22	38	3
24	4	9	10	1
4	1	1		2
196	24	128	20	24
19		16	3	
3	2	1		
1		1		
2		1		1
140	45	70	22	3
58	5	38	14	1
1				1
1			1	
2		2		
50	14	13	22	1
8	5	1	2	
5	3	2		
1		1		
49	7	31		11
14	2	12		
1			1	
6	4	2		

NOTE: Be sure to check for related offense codes when examining a particular type of crime. They may or may not be in sequential order or even on the same page.

A2 Criminal Court Dispositions by Offense and Type of Disposition for 2000 All Offenses

Page Fifteen of Twenty-one

Compiled Laws	Offense	Maximum
TOTAL COUNTS	VIOLATIONS ATTEMPTS	
750.3821C1	Malicious Destr. - Trees, etc. Betw \$1K & <\$20K ATTEMPTS	5
750.383A	Malicious Destruction of Utility Property ATTEMPTS	4
750.3872	Malicious Destr. Tombs/Memorials Felony ATTEMPTS	5
750.3875A	Malicious Destr. Tombs/Memorials Betw \$1K & <\$20K ATTEMPTS	5
750.397A	Food - Place Harmful Objects In ATTEMPTS	10
750.411A	False Report of a Crime ATTEMPTS	10
750.411A1B	False Report of a Felony ATTEMPTS	4
750.411A2	False Bomb Threat ATTEMPTS	10
750.411H2B	Stalking a Minor ATTEMPTS	5
750.411I	Stalking, Aggravated ATTEMPTS	5
750.413	Unlawfully Driving Away an Automobile ATTEMPTS	5
750.414	Unlawful Use Auto w/o Intent to Steal ATTEMPTS	2
750.415	MV Conceal or Misrep ID w/Intent (Misd. or Felony) ATTEMPTS	10
750.4152	MV Conceal or Misrep ID w/Intent to Mislead (Felony) ATTEMPTS	4
750.422	Perjury, Court Proceeding ATTEMPTS	15
750.423	Perjury - Wilfully Swear Falsely (Not Court Proceeding) ATTEMPTS	15
750.425	Incite or Procure to Commit Perjury ATTEMPTS	5
750.4361	Poison, Food/Drink/Medicine/Wells ATTEMPTS	5
750.439	Polygamy ATTEMPTS	4
750.451	Prostitution ATTEMPTS	2
750.451-B	Prostitution - 3rd Offense ATTEMPTS	2
750.452	Keeping House of Ill Fame ATTEMPTS	5
750.455	Prostitution/Pandering ATTEMPTS	20
750.457	Accept Earnings of Prostitute ATTEMPTS	20
750.459	Prostitution - Transporting Female (perhaps compel) ATTEMPTS	20

Total Cases	Prison 30%	Probation 52%	Jail* 13%	Other** 5%
44,678	14,475	22,007	5,958	2,238
6,814	932	4,630	955	297
4		2		2
2	1		1	
1			1	
4	1	3		
1				1
1		1		
1				
198	12	123	28	35
69	2	55	7	5
36	5	12	6	13
8		4	1	3
4		3		1
176	58	92	23	3
13	3	9	1	
828	305	340	110	73
154	39	76	28	11
474	68	248	126	32
25		19	6	
3		2	1	
38	5	25	7	1
4	1	3		
8	6		2	
3		3		
1		1		
1		1		
1			1	
9	8			1
3	1	2		
2	1	1		
7			6	1
69	9	18	41	1
3		2	1	
1		1		
6		1	5	
3		2	1	
1		1		
1		1		

NOTE: Be sure to check for related offense codes when examining a particular type of crime. They may or may not be in sequential order or even on the same page.

A2 Criminal Court Dispositions by Offense and Type of Disposition for 2000 All Offenses

Page Sixteen of Twenty-one

Compiled Laws	Offense	Maximum
	TOTAL COUNTS	VIOLATIONS ATTEMPTS
750.478	Public Officer, Wilful Neglect Duty ATTEMPTS	1
750.479	Obstruct/Resist Public Officer Serving/Executing Process ATTEMPTS	2
750.479-A	Public Officer -Resist & Obstruct Serve Process/Order ATTEMPTS	2
750.479-B	Police Officer - Resist & Obstruct ATTEMPTS	2
750.479A	Police Officer - Fleeing ATTEMPTS	15
750.479A-B	Peace Officer - Resist Arrest Injury Inflicted ATTEMPTS	2
750.479A2	Police Officer - Fleeing - 4th Degree ATTEMPTS	2
750.479A3	Police Officer - Fleeing 3rd Degree ATTEMPTS	5
750.479A4	Police Officer - Fleeing - 2nd Offense ATTEMPTS	10
750.479A4-A	Police Officer - Fleeing (Penal Code) - 2nd Degree ATTEMPTS	10
750.479A5	Police Officer - Fleeing (Penal Code) Death Resulting ATTEMPTS	15
750.479A5-A	Police Officer - Fleeing (Penal Code - 1st Degree ATTEMPTS	15
750.479B	Peace Officer, Disarming ATTEMPTS	10
750.479B1	Peace Officer, Disarming Non-Firearm ATTEMPTS	4
750.479B2	Peace Officer - Disarming Firearm ATTEMPTS	10
750.49	Animals - Fighting/Shooting/Baiting ATTEMPTS	4
750.49-A	Animals - Fighting ATTEMPTS	4
750.49-B	Animals, Attending Fight ATTEMPTS	4
750.492A1A	Medical Records - False Info on Charts - Care Provider ATTEMPTS	4
750.50B	Animals, Killing/Torturing ATTEMPTS	4
750.50C	Police Animal - Cause Injury ATTEMPTS	5
750.50C2	Police Animal - Killing/Serious Injury ATTEMPTS	5
750.50C7	Police Animal - Injure/Harass While Commit Crime ATTEMPTS	2
750.505	Common Law Offense, No Express Penalty ATTEMPTS	5
750.505-A	Obstruction of Justice ATTEMPTS	5

Total Cases	Prison 30%	Probation 52%	Jail* 13%	Other** 5%
44,678	14,475	22,007	5,958	2,238
6,814	932	4,630	955	297
1		1		
445	96	225	107	17
41	2	24	13	2
5		2	3	
1			1	
878	197	422	221	38
147	3	82	60	2
3		1	2	
1			1	
40	6	23	10	1
6		4	2	
357	60	208	75	14
28	1	15	11	1
561	232	208	95	26
38	6	27	4	1
3			3	
20	15	3	2	
1		1		
2	1	1		
3	2	1		
107	16	55	30	6
16	1	6	9	
2	2			
6	3	2	1	
17	6	8	3	
1		1		
7		3	3	1
4		3		1
4	1	3		
4		4		
2		2		
22	2	13	5	2
6	1	3	1	1
1	1		1	
1				
1	1			
1		1		
6	1	3	1	1
3		1	2	
31	13	9	8	1
5	2	2		1

NOTE: Be sure to check for related offense codes when examining a particular type of crime. They may or may not be in sequential order or even on the same page.

A2 Criminal Court Dispositions by Offense and Type of Disposition for 2000

All Offenses

Page Seventeen of Twenty-one

Compiled Laws	Offense	Maximum
	TOTAL COUNTS	VIOLATIONS ATTEMPTS
750.505-B	Accessory After the Fact to Felony	5
	ATTEMPTS	
750.511	Railroads - Block/Wreck Track	LIFE
	ATTEMPTS	
750.520B	CSC - 1st Degree	LIFE
	Multiple Variables	ATTEMPTS
750.520B1A	CSC - 1st Degree -	LIFE
	Person Under 13	ATTEMPTS
750.520B1B	CSC - 1st Degree -	LIFE
	Relationship	ATTEMPTS
750.520B1C	CSC - 1st Degree -	LIFE
	During Felony	ATTEMPTS
750.520B1D	CSC - 1st Degree -	LIFE
	Accomplices	ATTEMPTS
750.520B1E	CSC - 1st Degree -	LIFE
	Weapon Used	ATTEMPTS
750.520B1F	CSC - 1st Degree -	LIFE
	Personal Injury	ATTEMPTS
750.520B1G	CSC - 1st Degree - Injury to	LIFE
	Incap. Victim	ATTEMPTS
750.520C	CSC, 2nd Degree	15
	Multiple Variables	ATTEMPTS
750.520C1A	CSC - 2nd Degree -	15
	Person Under 13	ATTEMPTS
750.520C1B	CSC - 2nd Degree -	15
	Relationship	ATTEMPTS
750.520C1C	CSC - 2nd Degree -	15
	During Felony	ATTEMPTS
750.520C1D	CSC - 2nd Degree -	15
	Accomplices	ATTEMPTS
750.520C1E	CSC - 2nd Degree -	15
	Weapon Used	ATTEMPTS
750.520C1F	CSC - 2nd Degree -	15
	Personal Injury	ATTEMPTS
750.520C1G	CSC - 2nd Degree - Injury to	15
	Incap. Victim	ATTEMPTS
750.520C1H	CSC - 2nd Degree - Mentally	15
	Disabled-Relation	ATTEMPTS
750.520D	CSC, 3rd Degree	15
	Multiple Variables	ATTEMPTS
750.520D1A	CSC - 3rd Degree - Person	15
	13 Through 15	ATTEMPTS
750.520D1B	CSC - 3rd Degree -	15
	Force or Coercion	ATTEMPTS
750.520D1C	CSC - 3rd Degree - Incapacitated	15
	Victim	ATTEMPTS
750.520D1D	CSC - 3rd Degree -	15
	Incest	ATTEMPTS
750.520E	CSC, 4th Degree	2
	Multiple Variables	ATTEMPTS

Total	Prison	Probation	Jail*	Other**
Cases	30%	52%	13%	5%
44,678	14,475	22,007	5,958	2,238
6,814	932	4,630	955	297
79	17	41	11	10
4		4		
1	1			
123	122	1		
4	2	2		
157	157			
11	8	2		1
40	40			
3		3		
29	29			
8	7		1	
32	32			
1	1			
20	20			
2	1	1		
3	3			
1		1		
185	100	74	9	2
24	6	15	3	
343	217	115	10	1
48	12	30	5	1
47	27	17	3	
2	2			
10	8	1	1	
8	1	7		
2		2		
19	10	7	1	1
4	2	2		
1		1		
2		2		
134	112	16	4	2
35	10	24	1	
204	156	11	19	18
102	36	56	4	6
76	68	2	3	3
17	2	14		1
9	9			
5	1	3	1	
6	6			
1	1			
163	34	109	18	2
18	1	12	5	

NOTE: Be sure to check for related offense codes when examining a particular type of crime. They may or may not be in sequential order or even on the same page.

A2 Criminal Court Dispositions by Offense and Type of Disposition for 2000

All Offenses

Page Eighteen of Twenty-one

Compiled Laws	Offense	Maximum
TOTAL COUNTS	VIOLATIONS	
	ATTEMPTS	
750.520E1A	CSC - 4th Degree - Force or Coercion	2
750.520E1A-A	CSC - 4th Degree - Victim 13 Through 15	2
750.520E1B	CSC - 4th Degree - Incapacitated Victim	2
750.520E1C	CSC, 4th Degree - State Prisoner	2
750.520E1E	CSC, 4th Degree - County Prisoner	2
750.520E1F	CSC, 4th Degree - Detained Juvenile	2
750.520E1G	CSC - 4th Degree - Incest	2
750.520F	CSC - 2nd Offense	LIFE
750.520G	CSC - Assault with Intent to Commit CSC	10
750.520G1	CSC - Assault with Intent to Commit Sexual Penetration	10
750.520G2	CSC - Assault with intent to Commit CSC, 2nd Degree	5
750.529	Robbery Armed	LIFE
750.529A	Car Jacking	LIFE
750.530	Robbery Unarmed	15
750.531	Robbery, Bank/Safe/Vault	LIFE
750.531-A	Bank Robbery	LIFE
750.531-B	Safe Breaking	LIFE
750.532	Seduction	5
750.535	Stolen Property - Receiving and Concealing	10
750.535-A	Stolen Property - Receiving & Concealing Over \$100	5
750.535-B	Stolen Property - Receiving & Concealing \$100 or Less	MISD
750.535A	Motor Vehicles - Operating a Chop Shop	10
750.535A2	Motor Vehicles - Operating a Chop Shop	10
750.535A3	Motor Vehicles - Operating a Chop Shop 2nd Offense	10
750.535B	Weapons, Firearms - Receiving & Concealing	10

Total	Prison	Probation	Jail*	Other**
Cases	30%	52%	13%	5%
44,678	14,475	22,007	5,958	2,238
6,814	932	4,630	955	297
209	49	123	23	14
9		6	2	1
86	17	62	6	1
6		3	2	1
40	4	31	5	
3		2	1	
2		1		1
1		1		
1		1		
10	4	6		
5	5			
7	5	1		1
1		1		
128	75	47	3	3
1	1			
56	26	27	3	
4	1	2	1	
696	682	11	3	
21	11	9		1
151	144	7		
4	3	1		
475	280	156	23	16
31	9	17	5	
19	15	4		
44	38	5	1	
1	1			
34	26	8		
4	3			1
3		2	1	
88	19	36	32	1
7	2	4		1
227	75	75	71	6
41	9	18	13	1
1		1		
59	24	14	19	2
11	5	2	3	1
7	4	3		
1		1		
79	24	36	13	6
21	3	12	5	1

NOTE: Be sure to check for related offense codes when examining a particular type of crime. They may or may not be in sequential order or even on the same page.

A2 Criminal Court Dispositions by Offense and Type of Disposition for 2000

All Offenses

Page Nineteen of Twenty-one

Compiled Laws	Offense	Maximum
TOTAL COUNTS		VIOLATIONS
		ATTEMPTS
750.5352	Stolen Property - Receiving/Concealing	10
		ATTEMPTS
750.5352A	Stolen Property - Rec & Conc	10
		\$20K+ ATTEMPTS
750.5353A	Stolen Property - Rec & Conc	5
		Betw \$1K & <\$20K ATTEMPTS
750.5353B	Stolen Prop - Rec & Conc Betw \$200	5
		& <\$1K, 2nd Offense ATTEMPTS
750.5354A	Stolen Prop - Rec & Conc Betw	1
		\$200 & <\$1K ATTEMPTS
750.539C	Eavesdropping Upon Private	2
		Conversation ATTEMPTS
750.539D	Eavesdropping - Installing Device	2
		ATTEMPTS
750.540	Cut, Break, Tap Wire or Cable	2
		ATTEMPTS
750.540C1	Telephone - Counterfeit Device	4
		Avoid Payment ATTEMPTS
750.552B	Trespass - State Correctional Facility	4
		ATTEMPTS
750.72	Burning Dwelling House	20
		ATTEMPTS
750.72-A	Arson - Dwelling House	20
		ATTEMPTS
750.72-B	Arson - Dwelling House Curtilage	20
		ATTEMPTS
750.73	Arson - Real Property	10
		ATTEMPTS
750.74	Arson - Personal Property	10
		ATTEMPTS
750.74B	Arson - Personal Property	4
		Over \$50 ATTEMPTS
750.741C1	Arson - Real/Personal Property	5
		Betw \$1K & <\$20K ATTEMPTS
750.741D1	Arson - Personal Property	10
		\$20K+ ATTEMPTS
750.75	Arson - Insured Property	10
		ATTEMPTS
750.77	Arson - Preparing to Burn	10
		ATTEMPTS
750.77-B	Arson - Prepare to Burn Real or	4
		Personal Prop >\$50 ATTEMPTS
750.771C1	Arson - Prepare to Burn Property	5
		Betw \$1K & <\$20K ATTEMPTS
750.771D1	Arson - Prepare to Burn Prop	10
		\$20K+ ATTEMPTS
750.78	Arson - Setting Fire to Woods/	4
		Prairies/Grounds ATTEMPTS
750.81	Assault or Assault and Battery	2
		ATTEMPTS

Total	Prison	Probation	Jail*	Other**
Cases	30%	52%	13%	5%
44,678	14,475	22,007	5,958	2,238
6,814	932	4,630	955	297
1	1			
152	58	81	2	11
14	4	9	1	
986	308	520	77	81
155	25	104	16	10
9	1	5	2	1
2			1	1
2			2	
1		1		
9		7		2
3		3		
2		2		
2		2		
1				1
1		1		
1		1		
22	14	7		1
20	5	10	4	1
46	29	14	2	1
19	4	13	1	1
3	3			
1		1		
56	15	36	5	
13	5	7	1	
1		1		
1		1		
5	1	1	3	
4	2	1	1	
44	8	33	1	2
12		10	1	1
7	2	5		
1		1		
11		10	1	
2	1	1		
7		5	2	
4	1	2	1	
2			2	
17	2	13	2	
7	1	6		
1		1		
4	1	3		
1			1	

NOTE: Be sure to check for related offense codes when examining a particular type of crime. They may or may not be in sequential order or even on the same page.

A2 Criminal Court Dispositions by Offense and Type of Disposition for 2000

All Offenses

Page Twenty of Twenty-one

Compiled Laws	Offense	Maximum
	TOTAL COUNTS	VIOLATIONS
		ATTEMPTS
750.81A	Assault - Aggravated	1
	ATTEMPTS	
750.81A2	Domestic Violence - Aggravated	1
	ATTEMPTS	
750.81A3	Domestic Violence - Aggravated	2
	2nd Offense	ATTEMPTS
750.812	Domestic Violence	MISD
	ATTEMPTS	
750.813	Domestic Violence	1
	2nd Offense	ATTEMPTS
750.814	Domestic Violence	2
	3rd Offense	ATTEMPTS
750.82	Felonious Assault	4
	ATTEMPTS	
750.83	Asslt W/Int to Commit Murder	LIFE
	ATTEMPTS	
750.84	Asslt W/Int Gr Bod Hrm Less	10
	Murder	ATTEMPTS
750.86	Assault W/Intent to Maim	10
	ATTEMPTS	
750.87	Asslt W/Intent to Commit Felony	10
	ATTEMPTS	
750.88	Asslt W/Intent to Rob & Steal	15
	Unarmed	ATTEMPTS
750.89	Asslt W/Intent to Rob & Steal	LIFE
	Armed	ATTEMPTS
750.90	Sexual Intercourse, Under Pretext	10
	Medical Treatment	ATTEMPTS
750.90E	Pregnant Individual - Neg. Op. MV	2
	Cause Miscarriage/Stillbirth	ATTEMPTS
750.91	Attempt to Murder	LIFE
	ATTEMPTS	
750.92	Attempt Commit Crime	10
	ATTEMPTS	
752.1003	False Health Care Claims	4
	ATTEMPTS	
752.10031	Health Care Fraud - False Claim	4
	ATTEMPTS	
752.10033	Health Care Fraud - False Statement	4
	ATTEMPTS	
752.10034	Health Care Fraud - Conceal Info	4
	ATTEMPTS	
752.10542	Copy Audio/Video For Gain - Felony	5
	ATTEMPTS	
752.191	Felonious Driving	2
	ATTEMPTS	
752.542	Incite to Riot	10
	ATTEMPTS	
752.543	Unlawful Assembly	5
	ATTEMPTS	

Total	Prison	Probation	Jail*	Other**
Cases	30%	52%	13%	5%
44,678	14,475	22,007	5,958	2,238
6,814	932	4,630	955	297
2		2		
4		4		
35	5	24	6	
13	2	8	3	
2		1	1	
238	45	123	67	3
7		4	3	
1,681	493	881	226	81
393	42	275	59	17
162	156	4	2	
3	1	2		
523	361	138	15	9
36	15	18	2	1
3	2	1		
1		1		
9	5	1	3	
53	37	10	4	2
4	2	2		
160	141	16	1	2
1		1		
1	1			
2		2		
3	3			
1	1			
1	1			
2		2		
9		8		1
7		7		
2		1	1	
1	1			
2	1	1		
3		3		
40	9	25	4	2
2		2		
2		1		1
3	2			1

NOTE: Be sure to check for related offense codes when examining a particular type of crime. They may or may not be in sequential order or even on the same page.

A2 Criminal Court Dispositions by Offense and Type of Disposition for 2000 All Offenses

Page Twenty-one of Twenty-one

Compiled Laws	Offense	Maximum
TOTAL COUNTS	VIOLATIONS ATTEMPTS	
752.795	Computers - Alter, Damage, Destroy ATTEMPTS	10
752.795-D	Computers - Alter, Damage, Destroy Betw \$1K & <\$20K ATTEMPTS	5
752.811	Break & Enter Coin Operated Device ATTEMPTS	3
752.811A	Break & Enter - Coin-Operated Device ATTEMPTS	3
752.811B	Break & Enter - Poss Tool to Open Coin-Operated Device ATTEMPTS	3
752.861	Weapons - Firearms, Careless Use Causing Injury/Death ATTEMPTS	2
767A.91B	Perjury - Prosecutor's Investigative Subpeona ATTEMPTS	LIFE
767.61A	Offense by Sexually Delinquent ATTEMPTS	LIFE
769.10	Habitual Offender Second Felony ATTEMPTS	LIFE
800.2811	Prisons - Furnish Contraband to Prisoner in Prison ATTEMPTS	5
800.2813	Prisons - Bringing Contraband Into ATTEMPTS	5
800.2814	Prisons - Prisoner Possessing Contraband ATTEMPTS	5
800.2834	Prisons - Prisoner Possessing Weapon ATTEMPTS	5
801.2631	Jails - Furnish Contraband to Prisoners ATTEMPTS	5
801.2632	Jails - Prisoner Possessing Contraband ATTEMPTS	5

Total	Prison	Probation	Jail*	Other**
Cases	30%	52%	13%	5%
44,678	14,475	22,007	5,958	2,238
6,814	932	4,630	955	297
2		1		1
1		1		
4		3	1	
2		1		1
33	5	16	7	5
9		5	2	2
2	1	1		
25	3	21	1	
1		1		
1			1	
1	1			
2	1	1		
1			1	
8	2	3	1	2
1		1		
36	28	2	6	
7	7			
26	23	2	1	
11	11			
1	1			
4	1	1	2	

NOTES: Be sure to check for related offense codes when examining a particular type of crime. They may or may not be in sequential order or even on the same page.

Includes multiple dispositions per offender.

* Includes Fine, Restitution, and Costs.

** Includes Delayed and Suspended Sentences and HYTA Probation.

SOURCE: Basic Information Reports (BIR).

A2a Criminal Court Dispositions by Offense and Type of Disposition for 2000

Non-Assaultive Offenses

Page One of Twelve

Compiled Laws	Offense	Maximum
TOTAL COUNTS		VIOLATIONS
		ATTEMPTS
19.142	State Property Violations	MISD
		ATTEMPTS
21.154	Public Officer - Embezzle/Divert	5
	Tax/Public Monies	ATTEMPTS
28.293	State ID Card - Illegal Use	15
		ATTEMPTS
28.2931	State ID Card - False Application	5
		ATTEMPTS
28.2951A	State ID Card - Alter/Forged Use in	4
	Felony	ATTEMPTS
28.729	Sex Offender - Fail to Register	4
		ATTEMPTS
28.7292	Sex Offender - Fail Comply with	MISD
	Reporting Duty	ATTEMPTS
168.932F	Election Law - Absentee Ballot -	5
	Improper Poss/Return	ATTEMPTS
205.27	Taxes - Defraud/Evade Payment of	15
		ATTEMPTS
205.271A	Taxes - Fail to File/False Return	5
		ATTEMPTS
205.271B	Taxes - Aid/Abet Tax Evasion/File	5
	False Returns	ATTEMPTS
205.271C	Taxes - Making/Permit False Returns	5
		ATTEMPTS
205.4282	Tobacco Products Tax Act Violations	5
	Felony	ATTEMPTS
205.4286	Tobacco Products Tax Act - Unauth	10
	Tax Stamps	ATTEMPTS
257.222	Motor Vehicles - Use/Production of	10
	Counterfeited Cert. of Title	ATTEMPTS
257.254	MV Code - Intent to Pass False	10
	Title	ATTEMPTS
257.256	License Plate/Registration/Title -	MISD
	Unlawful Use	ATTEMPTS
257.257	License Documents/Plates Forgery	5
		ATTEMPTS
257.329	Insurance Certificates - Poss/Sale of	15
	Stolen/Counterfeit	ATTEMPTS
257.602	Disobey Police Traffic Order	MISD
		ATTEMPTS
257.617	Fail to Stop at Accident — Serious	5
	Impairment/Death Rslt	ATTEMPTS
257.624A	Alcohol - Open Container in Motor	MISD
	Vehicle	ATTEMPTS
257.625	Operating Motor Vehicle -	20
	Addict or Into	ATTEMPTS
257.6251	Operate - Addict or Into	5
		ATTEMPTS

Total	Prison	Probation	Jail*	Other**
Cases	26%	53%	15%	7%
22,121	6,025	11,385	3,217	1,494
3,536	519	2,255	553	209
2	2			
1		1		
3	2		1	
7	2	2	3	
1			1	
121	23	48	50	
45	3	29	12	1
1			1	
1			1	
4	1	3		
2		2		
1		1		
1		1		
8		7		1
1		1		
2	1	1		
1		1		
65	14	34	16	1
7	4	3		
1	1			
23	2	11	7	3
8		6	2	
1		1		
2		2		
2	1	1		
48	23	21	2	2
3		3		
1			1	
237	55	167	13	2
1		1		
3		1	2	

NOTE: Be sure to check for related offense codes when examining a particular type of crime. They may or may not be in sequential order or even on the same page.

A2a Criminal Court Dispositions by Offense and Type of Disposition for 2000

Non-Assaultive Offenses

Page Two of Twelve

Compiled Laws	Offense	Maximum
	TOTAL COUNTS	VIOLATIONS
		ATTEMPTS
257.6251-A	Operating — OUIL/Per Se	MISD
	ATTEMPTS	
257.62510C	Operating - OWI - 3rd Offense	5
	ATTEMPTS	
257.6253-A	Operating Impaired	MISD
	ATTEMPTS	
257.6256	Operating — OUIL/Per Se 3rd (Felony)	5
	ATTEMPTS	
257.6256-A	Operating a Vehicle — Minor	MISD
	ATTEMPTS	
257.6256B	Operating — OUIL/Per Se/OWI - 2nd Offense	1
	ATTEMPTS	
257.6256D	Operating — OUII/Per Se/OWI - 3rd Offense	5
	ATTEMPTS	
257.6257A1	Operating OUIL/Occupant < 16	1
	ATTEMPTS	
257.6257A2	Operating OUIL/Occupant < 16, 2nd Offense	5
	ATTEMPTS	
257.626	Reckless Driving	MISD
	ATTEMPTS	
257.902	Poss & Display of License-Violation	5
	ATTEMPTS	
257.903	Motor Vehicle Code, False ID	15
	ATTEMPTS	
257.9032	Motor Vehicle Code, False ID - 2nd Offense	7
	ATTEMPTS	
257.904	Operate - License Suspended, Revoked	15
	ATTEMPTS	
257.9041B	Operate - Allow Suspend, Revoked to Operate	MISD
	ATTEMPTS	
257.9041C	Operate - Allow Suspend, Revoked to Operate - 2nd Offense	1
	ATTEMPTS	
328.232	Funeral Contracts - Conversion	5
	ATTEMPTS	
333.16294	Health Prof - Unauthorized Practice Felony	4
	ATTEMPTS	
400.60	Welfare Fraud	4
	ATTEMPTS	
400.601-A	Welfare Fraud - \$500 or Less	MISD
	ATTEMPTS	
400.601-B	Welfare Fraud - Over \$500	4
	ATTEMPTS	
400.602	Welfare Fraud Fail to Inform	4
	ATTEMPTS	
400.602-A	Welfare Fraud Fail to Inform < \$500	MISD
	ATTEMPTS	
400.602-B	Welfare Fraud - Fail to Inform \$500 or More	4
	ATTEMPTS	

Total Cases	Prison 26%	Probation 53%	Jail* 15%	Other** 7%
22,121	6,025	11,385	3,217	1,494
3,536	519	2,255	553	209
15	6	7	2	
6		5	1	
2			1	1
160	36	109	13	2
1			1	
1			1	
3,216	695	2,315	187	19
8	1	7		
1		1		
52	5	44	3	
2	1		1	
1	1			
33	10	14	9	
1		1		
1			1	
1		1		
5	2		3	
1		1		
2		2		
7	1	3	2	1
4		4		
1			1	
24	3	12	8	1
8		8		
7		7		
2			2	
145	5	125	13	2
24	1	18	2	3

NOTE: Be sure to check for related offense codes when examining a particular type of crime. They may or may not be in sequential order or even on the same page.

A2a Criminal Court Dispositions by Offense and Type of Disposition for 2000

Non-Assaultive Offenses

Page Three of Twelve

Compiled Laws	Offense	Maximum
TOTAL COUNTS	VIOLATIONS	
	ATTEMPTS	
400.6071	Medicaid Fraud - False Claim	4
	ATTEMPTS	
432.2182	Gambling Activity-Felony Violations	10
	ATTEMPTS	
432.30	Lottery - Forging/Counterfeiting a Ticket	5
	ATTEMPTS	
436.17011-A	Alcohol - Sell/Furnish to Minor	MISD
	ATTEMPTS	
436.17031A	Alcohol-Buy/Consume/Possess by Minor	MISD
	ATTEMPTS	
436.17031B	Alcohol-Buy/Consume/Possess by Minor 2nd Offense	MISD
	ATTEMPTS	
436.17031C	Alcohol-Buy/Consume/Possess by Minor 3rd Offense	MISD
	ATTEMPTS	
445.1538	Franchise Investment Law Penalty	7
	ATTEMPTS	
451.501	Blue Sky Laws - Fraudulent Schemes/Statements	10
	ATTEMPTS	
451.604A1	Blue Sky Laws - Unauthorized Use of Customer Funds	10
	ATTEMPTS	
500.45111	Insurance - Fraudulent Acts	4
	ATTEMPTS	
500.45112	Insurance Fraud - Conspiracies	10
	ATTEMPTS	
500.5252	Insurance - Improper Personal Interest in Transactions	5
	ATTEMPTS	
570.1110-B	False Sworn Statement by Contractor > \$100	4
	ATTEMPTS	
570.152	Contractor - Fraudulent Use of Building Contract Fund	3
	ATTEMPTS	
600.2907A2	Real Property - Encumbering w/o Lawful Cause	3
	ATTEMPTS	
722.642	Tobacco Possession/Use by Minor	MISD
	ATTEMPTS	
750.110-A	Break & Enter - Unoccup. Bldg. w/Intent	10
	ATTEMPTS	
750.110-B	Break & Enter Occup Bldg. w/Intent	15
	ATTEMPTS	
750.110A3	Home Invasion - 2nd Degree	15
	ATTEMPTS	
750.110A4	Home Invasion - 3rd Degree	5
	ATTEMPTS	
750.111	Entering w/o Breaking	5
	ATTEMPTS	
750.115	Illegal Entry (w/o Owners Permission)	MISD
	ATTEMPTS	
750.116	Possession of Burglars Tools	10
	ATTEMPTS	

Total Cases	Prison 26%	Probation 53%	Jail* 15%	Other** 7%
22,121	6,025	11,385	3,217	1,494
3,536	519	2,255	553	209
6	1	3	2	
5		5		
5	1	4		
4		3	1	
4	1	2		1
1			1	
54		6	35	13
8		3	1	4
6			5	1
2		2		
1	1			
1	1			
60	1	51	4	4
17		15	2	
12	2	9	1	
2	2			
1			1	
1		1		
13		9	2	2
2		2		
1				1
1			1	
1,391	510	606	136	139
296	72	159	42	23
102	53	32	12	5
7	3	4		
1,317	674	431	106	106
164	55	88	12	9
107	18	68	10	11
15	2	12	1	
139	32	83	14	10
15	5	8	2	
1	1			
56	24	17	10	5
10	1	6	3	

NOTE: Be sure to check for related offense codes when examining a particular type of crime. They may or may not be in sequential order or even on the same page.

A2a Criminal Court Dispositions by Offense and Type of Disposition for 2000

Non-Assaultive Offenses

Page Four of Twelve

Compiled Laws	Offense	Maximum
TOTAL COUNTS	VIOLATIONS	
	ATTEMPTS	
750.117	Bribery of Public Officer	4
	ATTEMPTS	
750.131	Check - Non-Sufficient Funds	2
	ATTEMPTS	
750.131A	Checks w/o Account or w/o Suff Funds	2
	ATTEMPTS	
750.131A1	Check - No Account	2
	ATTEMPTS	
750.131A2	Check - 3 Non-Sufficient Funds Within 10 Days	2
	ATTEMPTS	
750.1313	Check w/o Suff Funds	2
	ATTEMPTS	
750.1313A1	Check Non-Sufficient Funds <\$100	MISD
	ATTEMPTS	
750.1313B1	Checks Non-Sufficient Funds Between \$100 - <\$500	1
	ATTEMPTS	
750.1313C	Check - Non-Sufficient Funds - \$500 or More	2
	ATTEMPTS	
750.145D2	Computers-Commit Proscribed Conduct	20
	ATTEMPTS	
750.147B	Ethnic Intimidation	2
	ATTEMPTS	
750.157A	Conspiracy	5
	ATTEMPTS	
750.157N	Financial Transaction Device, Steal/Retain/Poss	4
	ATTEMPTS	
750.157N1	Financial Transaction Device - Steal/Retain w/o Consent	4
	ATTEMPTS	
750.157N2	Financial Transaction Device - Poss Fraudulent One	4
	ATTEMPTS	
750.157P	Financial Transaction Device - Poss w/Intent to Use/Sell	4
	ATTEMPTS	
750.157Q	Financial Transaction Device - Illegal Sale/Use	4
	ATTEMPTS	
750.157R	Financial Transaction Device - Forge/Alter/Counterfeiting	4
	ATTEMPTS	
750.157T	Financial Trans Device - Sale of Goods or Services	4
	ATTEMPTS	
750.157U	Financial Transaction Device - Overcharging	4
	ATTEMPTS	
750.157V	Financial Transaction Device - False ID	4
	ATTEMPTS	
750.157W	Financial Trans Device - Fraudulent Withdrawals/Transfers	10
	ATTEMPTS	
750.157W1C1	Financial Trans Device-Fraud Betw \$1K & <\$20K	5
	ATTEMPTS	
750.159I1	Criminal Enterprise - Conducting	20
	ATTEMPTS	

Total Cases	Prison 26%	Probation 53%	Jail* 15%	Other** 7%
22,121	6,025	11,385	3,217	1,494
3,536	519	2,255	553	209
6	1	4	1	
2			2	
3	2	1		
93	11	65	15	2
3		3		
246	38	145	53	10
14		8	5	1
129	18	86	17	8
3		3		
1			1	
1		1		
1		1		
17	2	11	2	2
12	1	10	1	
1		1		
12	3	5	4	
1		1		
3		3		
45	8	29	7	1
6		4	1	1
460	56	236	96	72
48	3	34	10	1
42	7	24	9	2
5		5		
72	5	46	15	6
19	2	14	2	1
113	12	70	19	12
19	2	16	1	
3		3		
3		2		1
2		1		1
13	2	6	1	4
43	7	27	6	3
14		11	2	1
3	2	1		
1		1		
7	2	3	1	1
19	10	8	1	
2	1	1		

NOTE: Be sure to check for related offense codes when examining a particular type of crime. They may or may not be in sequential order or even on the same page.

A2a Criminal Court Dispositions by Offense and Type of Disposition for 2000 Non-Assaultive Offenses

Page Five of Twelve

Compiled Laws	Offense	Maximum
TOTAL COUNTS		VIOLATIONS
		ATTEMPTS
750.15913	Criminal Enterprise - Racketeering Proceeds	20
750.15914-A	Criminal Enterprise - Conspiracy	20
750.160	Dead Bodies - Disinterment & Mutilation	10
750.161	Desertion & Non Support	3
750.165	Refusing to Support Spouse or Children	4
750.174	Embezzle - Agt, Serv, Emp, Trustee	10
750.174-A	Embezzlement - Agent or Trustee Under \$100	MISD
750.174-B	Embezzlement - Agent or Trustee Over \$100	10
750.1743A	Embezzlement - Agent or Trustee Betw \$200 and <\$1K	1
750.1744A	Embezzlement - Agent or Trustee Betw \$1K and <\$20K	5
750.1744B	Embezzlement - Agent or Trustee Betw \$200 & <\$1K, 2nd Offense	5
750.1745A	Embezzlement - Agent or Trustee \$20K or More	10
750.1745B	Embezzlement - Agent or Trustee Betw \$1K & <\$20K, 3rd Offense	10
750.175	Embezzle - Public Officer, Agent, Servant Over \$50	10
750.177A	Embezzle, Chattel Mortgage Over \$100	2
750.180	Embezzlement - Financial Institutions	20
750.181	Embezzlement - Jointly Held Property	10
750.1814B	Embezzlement - Jointly Held Prop Betw \$200 & <\$1K, 2nd Offense	5
750.183	Aid Escape of & Rescue Prisoner	7
750.183-A	Escape-Aiding Prisoner-Felony	7
750.186A	Escape from Juvenile Facility	4
750.193	Break, Escape or Attempt to Break, Escape Prison	5
750.1951	Escape from Misdemeanor Jail Sentence	2
750.1952	Escape - From Felony Jail Sentence	4

Total Cases	Prison 26%	Probation 53%	Jail* 15%	Other** 7%
22,121	6,025	11,385	3,217	1,494
3,536	519	2,255	553	209
1	1			
1		1		
5	5			
50	2	26	17	5
68	1	64	1	2
41	2	32	3	4
9	2	4	1	2
80	19	40	18	3
8		8		
3		2		1
2		1	1	
147	36	65	39	7
35	6	17	10	2
19		15	3	1
1		1		
332	15	248	5	64
78	5	65	3	5
17	1	10	1	5
46	9	33	1	3
12	2	10		
3	2	1		
1		1		
6	3	3		
1		1		
8		4		4
1		1		
3	1	2		
1		1		
2		1	1	
3	1	1	1	
19	6	6	7	
5	2	3		
122	110		11	1
14	9	3	2	
15	1	6	8	
42	14	5	23	
8	2		5	1

NOTE: Be sure to check for related offense codes when examining a particular type of crime. They may or may not be in sequential order or even on the same page.

A2a Criminal Court Dispositions by Offense and Type of Disposition for 2000

Non-Assaultive Offenses

Page Six of Twelve

Compiled Laws	Offense	Maximum
TOTAL COUNTS		VIOLATIONS ATTEMPTS
750.1971	Escape Awaiting Trial For Misdemeanor	2
750.1972	Escape - Awaiting Trial for Felony	4
750.199A	Absconding or Forfeiting Bond	4
750.218	False Pretenses w/Int to Defraud	10
750.218A	False Pretenses - \$100 or Less, 4th	1
750.218-B	False Pretenses - Over \$100	10
750.2183A	False Pretenses - Betw \$200 & <\$1K	1
750.2184A	False Pretenses - \$1,000 or More, Less Than \$20,000	5
750.2185A	False Pretenses - \$20K or More	10
750.219AB	Telephone-Obtain Serv False ID Over \$100	4
750.219A2C1	Telephone - Avoid Payment Betw \$1K & <\$20K	5
750.219E	Financial Institution, Unauthorized Credit Application	4
750.2234	Weapon, Firearm, Sale to Felon	10
750.224	Weapons, Dangerous Weapon Sale/Poss	5
750.224A	Weapon, Taser, Poss or Sale	4
750.224B	Weapon, Short-Barrel Shotgun/ Rifle	5
750.224F	Weapon-Firearm, Poss by Felon	5
750.2241-A	Weapon, Dangerous Weapon - Misc	5
750.2241-B	Weapon, Dangerous Weapon - Gas Eject Dev	5
750.226	Carry Weapon W/Unlawful Intent	5
750.227	Carrying Concealed Weapons	5
750.227B	Felony Firearm	10
750.227B-A	Weapons - Felony Firearm	2
750.227C	Poss of Loaded Firearm in Vehicle	2

Total Cases	Prison 26%	Probation 53%	Jail* 15%	Other** 7%
22,121	6,025	11,385	3,217	1,494
3,536	519	2,255	553	209
7	2	3	2	
37	25	3	9	
2	2			
122	41	32	48	1
16	5	4	7	
32	9	16	7	
3	1	1	1	
1			1	
77	23	43	7	4
22	7	10	5	
1		1		
113	19	81	6	7
36	5	26	3	2
28	15	11	1	1
7	2	5		
1		1		
3		3		
2		2		
3		2		1
1		1		
17	8	3	6	
3	1	1		1
27	4	15	4	4
9		6	2	1
77	19	38	14	6
17	5	8	4	
448	286	103	57	2
16	1	12	3	
22	1	8	3	10
11	1	8	1	1
3	2	1		
1				1
62	22	25	10	5
4	1	1		2
1,485	363	788	209	125
431	28	308	61	34
9	9			
44	43	1		
58	9	40	9	
5		4		1

NOTE: Be sure to check for related offense codes when examining a particular type of crime. They may or may not be in sequential order or even on the same page.

A2a Criminal Court Dispositions by Offense and Type of Disposition for 2000

Non-Assaultive Offenses

Page Seven of Twelve

Compiled Laws	Offense	Maximum
TOTAL COUNTS		VIOLETIONS ATTEMPTS
750.227D	Poss of Firearm in Motor Vehicle	MISD
	ATTEMPTS	
750.227F	Body Armor - Wear During	4
	Violent Crime	ATTEMPTS
750.230	Weapons - Firearms, Altering	2
	ID Marks	ATTEMPTS
750.232A3	Weapons - Firearms, False App	4
	ATTEMPTS	
750.248	Forgery of Records, Other	14
	Instruments	ATTEMPTS
750.248A	Financial Transaction Device -	4
	Utter & Publish	ATTEMPTS
750.249	Uttering & Publishing	14
	ATTEMPTS	
750.249A	Financial Transaction Device -	4
	Forgery	ATTEMPTS
750.250	Forgery of State Warrant	7
	ATTEMPTS	
750.251	Forgery of Bank Bills/Promisory	7
	Notes	ATTEMPTS
750.252	Counterfeit Notes Poss w/Int to	7
	Utter & Publish	ATTEMPTS
750.253	Uttering & Publishing Counterfeit	5
	Bills or Notes	ATTEMPTS
750.254	Forged Bills, Notes, Possession w/Int	5
	to Utter & Publish	ATTEMPTS
750.261	Counterfeiting - Coins/Poss of	10
	Less than 5	ATTEMPTS
750.273	Signature, Obtain w/ Int to Defraud	10
	ATTEMPTS	
750.279	Fraudulent Disposition of	4
	Exhausted Property	ATTEMPTS
750.280	Gross Frauds & Cheats at	10
	Common Law	ATTEMPTS
750.282	Public Utility - Fraudulent Use	4
	ATTEMPTS	
750.30	Adultery	4
	ATTEMPTS	
750.300A1C	Food Stamps - Fraud Over \$1,000	10
	ATTEMPTS	
750.301	Gambling - Taking Bets	1
	ATTEMPTS	
750.356	Larceny	10
	ATTEMPTS	
750.356-A	Larceny - Over \$100	5
	ATTEMPTS	
750.356A	Larceny, Motor Vehicle	10
	ATTEMPTS	

Total Cases	Prison 26%	Probation 53%	Jail* 15%	Other** 7%
22,121	6,025	11,385	3,217	1,494
3,536	519	2,255	553	209
1	1			
5	5			
3	1		1	1
2		1	1	
1				1
278	63	166	28	21
34	2	24	6	2
5	3	1	1	
1		1		
1,609	387	901	223	98
461	54	325	62	20
2		1	1	
5		3	1	1
4	1	1	1	1
1		1		
14	4	4		6
5		2		3
1		1		
24	3	16	4	1
1		1		
16	2	6	2	6
1			1	
6	1	4		1
1		1		
2	2			
1		1		
4	2	2		
1		1		
1		1		
4	1	3		
1		1		
47	11	22	13	1
15	4	10	1	
71	28	18	23	2
18	7	10	1	
141	29	58	40	14
31	3	13	10	5

NOTE: Be sure to check for related offense codes when examining a particular type of crime. They may or may not be in sequential order or even on the same page.

A2a Criminal Court Dispositions by Offense and Type of Disposition for 2000 Non-Assaultive Offenses

Page Eight of Twelve

Compiled Laws	Offense	Maximum
TOTAL COUNTS		VIOLETIONS ATTEMPTS
750.356A-A	Larceny - From a Motor Vehicle ATTEMPTS	5
750.356A-B	Breaking and Entering - A Vehicle Steal Prop. Over \$5 ATTEMPTS	5
750.356A-C	Breaking and Entering - A Vehicle (with Damage) ATTEMPTS	5
750.356A1	Larceny - From a Motor Vehicle ATTEMPTS	5
750.356A2A	Breaking and Entering - A Vehicle Steal Prop. <\$200 ATTEMPTS	MISD
750.356A2C1	Breaking and Entering - A Vehicle Steal Prop. \$1K - <\$20K ATTEMPTS	5
750.356A2D1	Breaking and Entering - A Vehicle Steal Prop. \$20K+ ATTEMPTS	10
750.356A3	Breaking and Entering - A Vehicle (with Damage) ATTEMPTS	5
750.356B	B & E Coin Operated Telephone ATTEMPTS	4
750.356C	Retail Fraud - 1st Degree ATTEMPTS	5
750.356D	Retail Fraud - 2nd Degree ATTEMPTS	1
750.3562A	Larceny - \$20,000 or More ATTEMPTS	10
750.3563A	Larceny - \$1,000 Or More But Less Than \$20,000 ATTEMPTS	5
750.3563B	Larceny - \$200 Or More But Less Than \$1,000 - 2nd Offense ATTEMPTS	5
750.3564A	Larceny - \$200 Or More But Less Than \$1000 ATTEMPTS	1
750.3565	Larceny Less than \$200 ATTEMPTS	MISD
750.357	Larceny from Person ATTEMPTS	10
750.357A	Larceny Livestock ATTEMPTS	4
750.357B	Firearms, Stealing of Another ATTEMPTS	5
750.360	Larceny in Building ATTEMPTS	4
750.362	Larceny By Conversion ATTEMPTS	10
750.362-A	Larceny - By Conversion Over 100 ATTEMPTS	5
750.362A	Fail to Return Rented Property ATTEMPTS	10
750.362AA	Failure to Return Rented Property Over \$100 ATTEMPTS	2

Total Cases	Prison 26%	Probation 53%	Jail* 15%	Other** 7%
22,121	6,025	11,385	3,217	1,494
3,536	519	2,255	553	209
22	5	5	11	1
6	2	1	2	1
76	25	12	39	0
16	1	6	9	0
54	30	7	14	3
5	2	1	2	0
185	26	107	14	38
44	8	27	6	3
1			1	
39	10	20	4	5
11		8	2	1
2		2		
164	33	83	15	33
37	7	24	4	2
4	1	2	1	
4	1	2	1	
841	193	304	315	29
52	6	26	18	2
9	4	2	3	
10	3	7		
1	1			
151	40	84	4	23
38	2	29	4	3
15	6	6	2	1
1		1		
2		1	1	
1		1		
298	118	138	32	10
59	17	32	5	5
2		2		
91	42	26	17	6
7	2	3	1	1
1,211	259	612	221	119
352	23	215	90	24
33	8	17	4	4
4	1	2	1	
29	8	12	9	
9	3	4	2	
23	7	6	8	2
1		1		
11	1	6	4	
5		5		

NOTE: Be sure to check for related offense codes when examining a particular type of crime. They may or may not be in sequential order or even on the same page.

A2a Criminal Court Dispositions by Offense and Type of Disposition for 2000

Non-Assaultive Offenses

Page Nine of Twelve

Compiled Laws	Offense	Maximum
TOTAL COUNTS	VIOLATIONS	
	ATTEMPTS	
750.362A3A	Failure to Return Rented Property Betw \$1K & <\$20K	5
750.3622A	Larceny by Conversion \$20K+	10
	ATTEMPTS	
750.3623A	Larceny - By Conversion Betw \$1K and <\$20K	5
	ATTEMPTS	
750.363	Larceny by False Personation	10
	ATTEMPTS	
750.362	Larceny by Conversion	10
	ATTEMPTS	
750.367A	Larceny - Trees & Shrubs Over \$100	5
	ATTEMPTS	
750.377	Malicious Destruction of Animal Of Another	4
	ATTEMPTS	
750.377A	Malicious Destruction of Personal Property	10
	ATTEMPTS	
750.377AA	Malicious Destruction of Personal Property Over \$100	4
	ATTEMPTS	
750.377A1A1	Malicious Destruction of Personal Property \$20K+	10
	ATTEMPTS	
750.377A1B1	Mal Destr. of Personal Property Betw \$1K & <\$20K	5
	ATTEMPTS	
750.377A1C1	Mal Destr. of Personal Property Betw \$200 & <\$1K	1
	ATTEMPTS	
750.377A1D	Malicious Destruction of Personal Property <\$200	MISD
	ATTEMPTS	
750.379	Malicious Destruction of Bridges/ Railroads/Locks	4
	ATTEMPTS	
750.380	Malicious Destruction of Building	10
	ATTEMPTS	
750.380A	Malicious Destruction of Building Over \$100	4
	ATTEMPTS	
750.3802A	Malicious Destruction of Building Over \$20K	10
	ATTEMPTS	
750.3803A	Malicious Destruction of Building Betw \$1K & <\$20K	5
	ATTEMPTS	
750.3803B	Mal Destr. of Building Betw \$200 and <\$1K, 2nd Offense	5
	ATTEMPTS	
750.3804A	Malicious Destruction of Building Betw \$200 & <\$1K	1
	ATTEMPTS	
750.3821C1	Malicious Destr. - Trees, etc. Betw \$1K & <\$20K	5
	ATTEMPTS	
750.383A	Malicious Destruction of Utility Property	4
	ATTEMPTS	
750.3872	Malicious Destr. Tombs/Memorials Felony	5
	ATTEMPTS	
750.3875A	Malicious Destr. Tombs/Memorials Betw \$1K & <\$20K	5
	ATTEMPTS	

Total Cases	Prison 26%	Probation 53%	Jail* 15%	Other** 7%
22,121	6,025	11,385	3,217	1,494
3,536	519	2,255	553	209
26	4	16	6	
6	1	5		
8	1	6	1	
1		1		
29	11	14	1	3
5		4	1	
3	2		1	
2		1	1	
1	1			
1		1		
1			1	
1	1			
28	8	13	7	
9	3	4	2	
87	24	22	38	3
24	4	9	10	1
4	1	1		2
196	24	128	20	24
19		16	3	
3	2	1		
1		1		
2		1		1
1			1	
2		2		
50	14	13	22	1
8	5	1	2	
5	3	2		
1		1		
49	7	31		11
14	2	12		
1			1	
6	4	2		
4		2		2
2	1		1	
1			1	
4	1	3		
1				1

NOTE: Be sure to check for related offense codes when examining a particular type of crime. They may or may not be in sequential order or even on the same page.

A2a Criminal Court Dispositions by Offense and Type of Disposition for 2000

Non-Assaultive Offenses

Page Ten of Twelve

Compiled Laws	Offense	Maximum
TOTAL COUNTS		VIOLETIONS
		ATTEMPTS
750.411A	False Report of a Crime	10
		ATTEMPTS
750.411A1B	False Report of a Felony	4
		ATTEMPTS
750.411A2	False Bomb Threat	10
		ATTEMPTS
750.413	Unlawfully Driving Away an Automobile	5
		ATTEMPTS
750.414	Unlawful Use Auto w/o Intent to Steal	2
		ATTEMPTS
750.415	MV Conceal or Misrep ID w/Intent (Misd. or Felony)	10
		ATTEMPTS
750.4152	MV Conceal or Misrep ID w/Intent to Mislead (Felony)	4
		ATTEMPTS
750.422	Perjury, Court Proceeding	15
		ATTEMPTS
750.423	Perjury - Wilfully Swear Falsely (Not Court Proceeding)	15
		ATTEMPTS
750.425	Incite or Procure to Commit Perjury	5
		ATTEMPTS
750.439	Polygamy	4
		ATTEMPTS
750.451	Prostitution	2
		ATTEMPTS
750.451-B	Prostitution - 3rd Offense	2
		ATTEMPTS
750.452	Keeping House of Ill Fame	5
		ATTEMPTS
750.457	Accept Earnings of Prostitute	20
		ATTEMPTS
750.478	Public Officer, Wilful Neglect Duty	1
		ATTEMPTS
750.49	Animals - Fighting/Shooting/Baiting	4
		ATTEMPTS
750.49-A	Animals - Fighting	4
		ATTEMPTS
750.49-B	Animals, Attending Fight	4
		ATTEMPTS
750.492A1A	Medical Records - False Info on Charts - Care Provider	4
		ATTEMPTS
750.50B	Animals, Killing/Torturing	4
		ATTEMPTS
750.505	Common Law Offense, No Express Penalty	5
		ATTEMPTS
750.505-A	Obstruction of Justice	5
		ATTEMPTS
750.505-B	Accessory After the Fact to Felony	5
		ATTEMPTS

Total Cases	Prison 26%	Probation 53%	Jail* 15%	Other** 7%
22,121	6,025	11,385	3,217	1,494
3,536	519	2,255	553	209
1			1	
198	12	123	28	35
69	2	55	7	5
36	5	12	6	13
8		4	1	3
828	305	340	110	73
154	39	76	28	11
474	68	248	126	32
25		19	6	
3		2	1	
38	5	25	7	1
4	1	3		
8	6		2	
3		3		
1		1		
1			1	
3	1	2		
2	1	1		
7			6	1
69	9	18	41	1
3		2	1	
1		1		
3		2	1	
1		1		
1		1		
7		3	3	1
4		3		1
4	1	3		
4		4		
2		2		
22	2	13	5	2
6	1	3	1	1
6	1	3	1	1
3		1	2	
31	13	9	8	1
5	2	2		1
79	17	41	11	10
4		4		

NOTE: Be sure to check for related offense codes when examining a particular type of crime. They may or may not be in sequential order or even on the same page.

A2a Criminal Court Dispositions by Offense and Type of Disposition for 2000

Non-Assaultive Offenses

Page Eleven of Twelve

Compiled Laws	Offense	Maximum
TOTAL COUNTS		VIOLETIONS
		ATTEMPTS
750.535	Stolen Property - Receiving and Concealing	10
750.535-A	Stolen Property - Receiving & Concealing Over \$100	5
750.535-B	Stolen Property - Receiving & Concealing \$100 or Less	MISD
750.535A	Motor Vehicles - Operating a Chop Shop	10
750.535A2	Motor Vehicles - Operating a Chop Shop	10
750.535A3	Motor Vehicles - Operating a Chop Shop 2nd Offense	10
750.535B	Weapons, Firearms - Receiving & Concealing	10
750.5352	Stolen Property - Receiving/Concealing	10
750.5352A	Stolen Property - Rec & Conc \$20K+	10
750.5353A	Stolen Property - Rec & Conc Betw \$1K & <\$20K	5
750.5353B	Stolen Prop - Rec & Conc Betw \$200 & <\$1K, 2nd Offense	5
750.5354A	Stolen Prop - Rec & Conc Betw \$200 & <\$1K	1
750.539C	Eavesdropping Upon Private Conversation	2
750.539D	Eavesdropping - Installing Device	2
750.540	Cut, Break, Tap Wire or Cable	2
750.540C1	Telephone - Counterfeit Device Avoid Payment	4
750.552B	Trespass - State Correctional Facility	4
750.92	Attempt Commit Crime	10
752.1003	False Health Care Claims	4
752.10031	Health Care Fraud - False Claim	4
752.10033	Health Care Fraud - False Statement	4
752.10034	Health Care Fraud - Conceal Info	4
752.10542	Copy Audio/Video For Gain - Felony	5
752.543	Unlawful Assembly	5

Total Cases	Prison 26%	Probation 53%	Jail* 15%	Other** 7%
22,121	6,025	11,385	3,217	1,494
3,536	519	2,255	553	209
88	19	36	32	1
7	2	4		1
227	75	75	71	6
41	9	18	13	1
1		1		
59	24	14	19	2
11	5	2	3	1
7	4	3		
1		1		
79	24	36	13	6
21	3	12	5	1
1	1			
152	58	81	2	11
14	4	9	1	
986	308	520	77	81
155	25	104	16	10
9	1	5	2	1
2			1	1
2			2	
1		1		
9		7		2
3		3		
2		2		
2		2		
1				1
1		1		
1		1		
1	1			
2		2		
9		8		1
7		7		
2		1	1	
1	1			
2	1	1		
3		3		
3	2			1

NOTE: Be sure to check for related offense codes when examining a particular type of crime. They may or may not be in sequential order or even on the same page.

A2a Criminal Court Dispositions by Offense and Type of Disposition for 2000

Non-Assaultive Offenses

Page Twelve of Twelve

Compiled Laws	Offense	Maximum
TOTAL COUNTS		VIOLATIONS
		ATTEMPTS
752.795	Computers - Alter, Damage, Destroy	10
		ATTEMPTS
752.795-D	Computers - Alter, Damage, Destroy	5
		Betw \$1K & <\$20K
		ATTEMPTS
752.811	Break & Enter Coin Operated Device	3
		ATTEMPTS
752.811A	Break & Enter - Coin-Operated	3
		Device
		ATTEMPTS
752.811B	Break & Enter - Poss Tool to Open	3
		Coin-Operated Device
		ATTEMPTS
767.A91B	Perjury - Prosecutor's Investigative	LIFE
		Subpeona
		ATTEMPTS
769.10	Habitual Offender	LIFE
		Second Felony
		ATTEMPTS
800.2811	Prisons - Furnish Contraband to	5
		Prisoner in Prison
		ATTEMPTS
800.2813	Prisons - Bringing Contraband Into	5
		ATTEMPTS
800.2814	Prisons - Prisoner Possessing	5
		Contraband
		ATTEMPTS
800.2834	Prisons - Prisoner Possessing	5
		Weapon
		ATTEMPTS
801.2631	Jails - Furnish Contraband to	5
		Prisoners
		ATTEMPTS
801.2632	Jails - Prisoner Possessing	5
		Contraband
		ATTEMPTS

Total	Prison	Probation	Jail*	Other**
Cases	26%	53%	15%	7%
22,121	6,025	11,385	3,217	1,494
3,536	519	2,255	553	209
2		1		1
1		1		
4		3	1	
2		1		1
33	5	16	7	5
9		5	2	2
2	1	1		
1		1		
1	1			
2	1	1		
1			1	
8	2	3	1	2
1		1		
36	28	2	6	
7	7			
26	23	2	1	
11	11			
1	1			
4	1	1	2	

NOTES: Be sure to check for related offense codes when examining a particular type of crime. They may or may not be in sequential order or even on the same page.

Includes multiple dispositions per offender.

* Includes Fine, Restitution, and Costs.

** Includes Delayed and Suspended Sentences and HYTA Probation.

SOURCE: Basic Information Reports (BIR).

A2b Criminal Court Dispositions by Offense and Type of Disposition for 2000 Drug Offenses

Page One of Three

Compiled Laws	Offense	Maximum
TOTAL COUNTS		VIOLATIONS
		ATTEMPTS
333.17766A3	Controlled Sub, Steroids - Delivery	7
333.17766A4	Controlled Sub, Steroids/Imitation Delivery	7
333.7341	Controlled Sub, Imitation Use, Mfg. or Distribution	2
333.73413	Controlled Sub, Imitation Mfg. or Distribution	2
333.7401	Controlled Sub, Mfg, Del, Poss	LIFE
333.74011	Controlled Sub, Mfg, Del, Poss	LIFE
333.74012A	Controlled Sub, Mfg, Del, Poss (Narcotic or Cocaine)	LIFE
333.74012A1	Controlled Sub, Mfg, Del, Poss - 650 or More Grams	LIFE
333.74012A2	Controlled Sub, Mfg, Del, Poss 225-649g	30
333.74012A3	Controlled Sub, Mfg, Del, Poss 50-224g	20
333.74012A4	Controlled Sub, Mfg, Del, Poss <50 Grams	20
333.74012B	Contr. Sub, Mfg, Del, Poss, Sch 1-3 or Methamphetamine	20
333.74012B-A	Contr. Sub, Mfg, Del, Poss (Sch 1,2,3 ex Marij & Cocaine)	7
333.74012C	Contr. Sub, Mfg, Del, Poss, (Sch 4, or Added by Rule)	4
333.74012C-A	Controlled Sub, Mfg, Del, Poss, (Sch 4)	4
333.74012C-B	Contr. Sub, Mfg, Del, Poss (Added to Sch 4 by Board Rule)	4
333.74012D	Controlled Sub, Mfg, Del, Poss (Sch 5)	2
333.74012D1	Controlled Sub, Mfg, Del, Poss, 45 Kg+ Marijuana	15
333.74012D2	Controlled Sub, Mfg, Del, Poss Marijuana 5 - <45 Kg	7
333.74012D3	Controlled Sub, Mfg, Del, Poss, Marijuana <5 Kg	4
333.74012E	Prescrip Forms/Official Unlawful Mfg, Del, Poss	20
333.74012F	Prescription Forms Mfg, Del, Poss	7
333.74022A	Contr. Sub. - Mfg, Del, Poss Counterfeit (Narc or Methamphet.)	10
333.74022B	Contr. Sub. - Mfg, Del, Poss Counterfeit (Sch. 1, 2, 3)	5
333.74022D	Contr. Sub. - Mfg, Del, Poss Counterfeit (Sch 5)	2

Total Cases	Prison 20%	Probation 63%	Jail* 13%	Other** 4%
10,201	2,290	6,068	1,463	380
1,774	132	1,462	142	38
2		2		
1		1		
6	3	1	2	
2		1	1	
132	17	57	53	5
8		6	2	
1			1	
1		1		
5	2	3		
1		1		
8	6	1	1	
29	29			
118	98	15	4	1
6	2	4		
2,639	1,121	1,428	79	11
606	82	492	20	12
58	6	36	8	8
9		6	2	1
115	19	65	8	23
17	1	14	1	1
51	12	29	9	1
5		4		1
24	1	13	8	2
3	1	2		
9		5	4	
2	1	1		
25	3	17	1	4
10		8	2	
27	6	12	8	1
1		1		
101	13	65	18	5
10	1	8	1	
1,732	230	1,091	247	164
265	8	217	29	11
1				1
5		4	1	
2		2		
2		1	1	
2		2		
4	2	1	1	
3	1	1	1	

NOTE: Be sure to check for related offense codes when examining a particular type of crime. They may or may not be in sequential order or even on the same page.

A2b Criminal Court Dispositions by Offense and Type of Disposition for 2000 Drug Offenses

Page Two of Three

Compiled Laws	Offense	Maximum
TOTAL COUNTS		VIOLATIONS
		ATTEMPTS
333.74022E	Contr. Sub. - Mfg, Del, Poss Analogue	15
		ATTEMPTS
333.74032A	Controlled Sub, Possession	LIFE
	Narc. or Cocaine	ATTEMPTS
333.74032A1	Controlled Sub - Poss 650g+	LIFE
	Narc. or Cocaine	ATTEMPTS
333.74032A2	Controlled Sub - Poss 225-649g	30
	Narc. or Cocaine	ATTEMPTS
333.74032A3	Controlled Sub - Poss 50-224g	20
	Narc. or Cocaine	ATTEMPTS
333.74032A4	Controlled Sub - Poss 25-49g	4
	Narc. or Cocaine	ATTEMPTS
333.74032A5	Controlled Sub - Poss Less 25g	4
	Narc. or Cocaine	ATTEMPTS
333.74032B	Controlled Sub - Poss Analogues,	10
	Sch 1-4 or Methamphet.	ATTEMPTS
333.74032B-A	Controlled Sub - Possession/	2
	Analogues	ATTEMPTS
333.74032B-B	Contr. Sub - Poss (Sub Added to	2
	Sch 1-4, by Rule)	ATTEMPTS
333.74032C-A	Controlled Sub - Possession (LSD	1
	& Schedule 5)	ATTEMPTS
333.74032D	Controlled Sub - Poss Marijuana	1
		ATTEMPTS
333.74042A	Contr. Sub Use (Narcotic, Cocaine,	1
	Methamphetamine)	ATTEMPTS
333.74042B	Controlled Sub, Use	1
		ATTEMPTS
333.7405	Contr. Sub. - Licensee Prescription	2
	Violations	ATTEMPTS
333.7405D	Contr. Sub - Maintain or Keep	2
	Drug House	ATTEMPTS
333.7407	Controlled Substances, Fraud	4
		ATTEMPTS
333.74071A	Controlled Sub. Licensee Distribute	4
	w/o Order Form	ATTEMPTS
333.74071C	Controlled Sub - Obtain by Fraud	4
		ATTEMPTS
333.74071CA	Controlled Sub - Obtain by Fraud	4
	(Attempt)	ATTEMPTS
333.74071G	Controlled Sub - Counterfeit	4
	Prescription Form	ATTEMPTS
333.7407A-A	Controlled Sub - Induce Person	LIFE
	to Commit Felony	ATTEMPTS
333.7407A1-A	Controlled Sub - Attempted Felony	LIFE
		ATTEMPTS
333.7410	Contr. Sub - Delivery to Minor/Poss	60
	on School Property	ATTEMPTS
333.7410A	Contr. Sub - Delivery/Poss in Park	2
		ATTEMPTS

Total	Prison	Probation	Jail*	Other**
Cases	20%	63%	13%	4%
10,201	2,290	6,068	1,463	380
1,774	132	1,462	142	38
4	1	3		
1			1	
4	4			
3	2	1		
10	10			
56	26	21	8	1
3		3		
3,983	543	2,544	798	98
716	33	606	70	7
65	3	42	9	11
5		5		
143	15	93	22	13
13		13		
13	2	9	2	
1		1		
1		1		
33	4	16	11	2
1		1		
3		1	2	
1		1		
3	1	2		
289	23	199	55	12
4		3	1	
1			1	
1			1	
13	2	10	1	
14		8	3	3
19	1	14	3	1
1		1		
1				1
107	11	69	19	8
29	1	23	4	1
3		2	1	
30	1	22	5	2
4		4		
1		1		
1		1		

NOTE: Be sure to check for related offense codes when examining a particular type of crime. They may or may not be in sequential order or even on the same page.

A2b Criminal Court Dispositions by Offense and Type of Disposition for 2000 Drug Offenses

Page Three of Three

Compiled Laws	Offense	Maximum
TOTAL COUNTS	VIOLATIONS	ATTEMPTS
333.74101-B	Contr. Sub - Delivery to Minor (Sch 1-3 ex Marij/Cocaine)	14 ATTEMPTS
333.74101-D	Contr. Sub - Delivery to Minor (Sch. 4 & Marijuana)	8 ATTEMPTS
333.74102-A	Contr. Sub - Del on School Prop (Narc. or Cocaine) <50 Grams	60 ATTEMPTS
333.74104-A	Contr. Sub - Poss on School Prop (Narc. or Cocaine <25 Grams	8 ATTEMPTS
333.74104-B	Controlled Sub - Poss on School Prop (Sch 1,2,3,4)	4 ATTEMPTS
333.74104-C	Controlled Sub - Poss on School Prop (Sch 5)	2 ATTEMPTS
333.74104-D	Controlled Sub - Possess Marijuana on School Property	2 ATTEMPTS
333.7413	Controlled Sub - Second Offense	LIFE ATTEMPTS
333.74131	Controlled Sub - Second Offense	LIFE ATTEMPTS
333.74132	Controlled Sub - Second Offense - Double Penalty	LIFE ATTEMPTS

Total Cases	Prison 20%	Probation 63%	Jail* 13%	Other** 4%
10,201	2,290	6,068	1,463	380
1,774	132	1,462	142	38
2	1		1	
4	1	3		
2	2			
3	1	2		
1		1		
2		1		1
12		7	2	3
6		3	3	
1			1	
313	69	174	68	2
1		1		

NOTE: Be sure to check for related offense codes when examining a particular type of crime. They may or may not be in sequential order or even on the same page.

Includes multiple dispositions per offender.

* Includes Fine, Restitution, and Costs.

** Includes Delayed and Suspended Sentences and HYTA Probation.

SOURCE: Basic Information Reports (BIR).

A2c Criminal Court Dispositions by Offense and Type of Disposition for 2000

Assaultive Offenses

Page One of Eight

Compiled Laws	Offense	Maximum
TOTAL COUNTS		VIOLATIONS ATTEMPTS
257.602A	Peace Officer - Fleeing Vehicle Code	15
257.602A2	Peace Officer - Fleeing/Vehicle CD 4th Degree	2
257.602A3	Peace Officer - Fleeing/Vehicle CD 2nd Offense	5
257.602A3-A	Peace Officer - Fleeing/Vehicle CD 3rd Degree	5
257.602A4	Peace Officer - Fleeing/Vehicle CD Serious Body Injury	10
257.602A4-A	Peace Officer - Fleeing - 2nd Degree - Vehicle Code	10
257.6254	Operating — Under the Influence Causing Death	15
257.6255	OUIL - Causing Incapacitating Injury	5
257.6255-A	Operating — Under the Influence Causing Serious Injury	5
257.9044	Operate - License Suspend, Revoked Cause Death	15
257.9045	Operate - License Susp/Rev Cause Serious Injury	5
257.9047-B	Operate - Allow Suspend to Cause Death	5
324.51510	Fires - Willfully Set Forests	10
324.801765	Marine Safety, OUIL Cause Serious Injury	5
333.5210	AIDS - Sexual Penetration with Uninformed Partner	4
436.17012	Alcohol - Sell/Furnish to Minor, Death Resulting	10
722.675	Distributing Obscene Matter to Minor	2
750.10A	Sexually Delinquent	LIFE
750.11	Abduction, Compel Woman to Marry	LIFE
750.110A2	Home Invasion - 1st Degree	20
750.135	Child Abuse - Abandonment	10
750.136	Cruelty to Children	4
750.136A	Child Abuse, Torture	10
750.136B	Child Abuse	15
750.136B2	Child Abuse, 1st Degree	15

Total Cases	Prison 47%	Probation 39%	Jail* 11%	Other** 3%
12,356	6,160	4,554	1,538	414
1,504	281	913	260	50
6		4	2	
1		1		
272	31	175	57	9
25	1	15	9	
70	26	35	6	3
3		2	1	
357	133	180	36	8
25	1	21	2	1
2	2			
5	1	4		
75	63	11		1
3	1	2		
22	6	16		
100	35	63	2	
2		2		
6	5	1		
3	1	2		
1		1		
2	2			
1		1		
1	1			
2	1	1		
3		3		
7	3	3	1	
57	30	12	12	3
1			1	
536	401	92	18	25
78	27	41	7	3
2		2		
1		1		
1	1			
5		5		
42	32	8	1	1
6	5	1		

NOTE: Be sure to check for related offense codes when examining a particular type of crime. They may or may not be in sequential order or even on the same page.

A2c Criminal Court Dispositions by Offense and Type of Disposition for 2000

Assaultive Offenses

Page Two of Eight

Compiled Laws	Offense	Maximum
TOTAL COUNTS		VIOLATIONS
		ATTEMPTS
750.136B3	Child Abuse, 2nd Degree	4
		ATTEMPTS
750.136B4	Child Abuse, 3rd Degree	2
		ATTEMPTS
750.136B5	Child Abuse, 4th Degree	1
		ATTEMPTS
750.145	Contributing To Delinquency of Minor	MISD
		ATTEMPTS
750.145B	Accost, Solic Child-Immoral Purposes 2nd Offense	4
		ATTEMPTS
750.145C	Child Abusive Commercial Activity	20
		ATTEMPTS
750.145C2	Child Sexually Abusive Activity	20
		ATTEMPTS
750.145C3	Child Sex Abuse Activity - Distribute or Promote	7
		ATTEMPTS
750.145N1	Abuse Vulnerable Adult - 1st Degree	15
		ATTEMPTS
750.145N3	Abuse Vulnerable Adult - 3rd Degree	2
		ATTEMPTS
750.157B	Solicit to Murder, Other Felony	LIFE
		ATTEMPTS
750.157C	Solicit, Minor to Commit Felony	LIFE
		ATTEMPTS
750.158	Sodomy	15
		ATTEMPTS
750.170	Disturbing the Peace in a Public Location	MISD
		ATTEMPTS
750.197C	Assault Employee and/or Escape Jail Through Violence	4
		ATTEMPTS
750.204A	Explosive, Sending w/Int to Frighten	5
		ATTEMPTS
750.2042B	Explosive, Send w/Int Injure/Destroy Property Damage	20
		ATTEMPTS
750.205A	Explosive, Delivery w/Intent to Frighten	4
		ATTEMPTS
750.2072B	Explosives, Place Near Prop, Cause Property Damage	20
		ATTEMPTS
750.209A	Explosives - Poss w/Intent to Terrorize	10
		ATTEMPTS
750.209-B	Explosives - Place Offensive Subs w/Int To Alarm	5
		ATTEMPTS
750.210	Explosives - Possession of a Bomb w/Unlawful Intent	LIFE
		ATTEMPTS
750.211	Explosives - Manufacture With Unlawful Intent	5
		ATTEMPTS
750.211A	Explosives - Poss & Use	LIFE
		ATTEMPTS
750.211A2A	Explosives - Poss of Molotov Cocktail/Other Expl.	15
		ATTEMPTS

Total Cases	Prison 47%	Probation 39%	Jail* 11%	Other** 3%
12,356	6,160	4,554	1,538	414
1,504	281	913	260	50
42	12	29	1	
3		2	1	
113	8	88	13	4
6		4	2	
3		3		
1	1			
2		2		
5	5			
27	25	2		
4	2	2		
15	1	12	2	
1	1			
5		5		
1			1	
1		1		
1	1			
1		1		
85	64	9	12	
12	10	1		1
3	3			
2		2		
1	1			
2	1	1		
2		1	1	
3		2		1
2	2			
2				2
8		2		6
1		1		
1		1		
3	1	2		
1	1			
3		2		1
2	1	1		

NOTE: Be sure to check for related offense codes when examining a particular type of crime. They may or may not be in sequential order or even on the same page.

A2c Criminal Court Dispositions by Offense and Type of Disposition for 2000

Assaultive Offenses

Page Three of Eight

Compiled Laws	Offense	Maximum
TOTAL COUNTS		VIOLATIONS
		ATTEMPTS
750.211A2B	Explosives - Poss Molotov Cocktail Causing Property Damage	20 ATTEMPTS
750.213	Extortion	20 ATTEMPTS
750.224D2	Weapon, Chemical Type	2 ATTEMPTS
750.234	Firearm, Discharge/Aim w/o Malice	1 ATTEMPTS
750.234A	Firearm, Discharge from a Vehicle	4 ATTEMPTS
750.234B	Firearm, Discharge In/At Dwelling	4 ATTEMPTS
750.2411	Fireman - Obstructing	4 ATTEMPTS
750.316	First Degree Murder	LIFE ATTEMPTS
750.316-A	Murder - 1st Degree - Premeditated	LIFE ATTEMPTS
750.316-B	Murder - Felony	LIFE ATTEMPTS
750.316-C	Murder - Open - Statutory Short Form	LIFE ATTEMPTS
750.317	Second Degree Murder	LIFE ATTEMPTS
750.321	Manslaughter	15 ATTEMPTS
750.321-A	Manslaughter - Statutory Short Form	15 ATTEMPTS
750.321-C	Manslaughter - Involuntary	15 ATTEMPTS
750.321-E	Manslaughter with Motor Vehicle	15 ATTEMPTS
750.324	Negligent Homicide	2 ATTEMPTS
750.329	Death, Firearm without Malice	15 ATTEMPTS
750.335A	Indecent Exposure (Sexually Delinquent Person)	LIFE ATTEMPTS
750.338	Gross Indecency Between Males - Commit/Procure	5 ATTEMPTS
750.338A	Gross Indecency Between Females - Commit/Procure	5 ATTEMPTS
750.338B	Gross Indecency Male and Female - Commit/Procure	5 ATTEMPTS
750.349	Kidnapping	LIFE ATTEMPTS
750.349A	Prisoner Taking a Hostage	LIFE ATTEMPTS
750.350	Kidnapping - Child Enticement	LIFE ATTEMPTS

Total Cases	Prison 47%	Probation 39%	Jail* 11%	Other** 3%
12,356	6,160	4,554	1,538	414
1,504	281	913	260	50
2	1	1		
2		2		
17	16		1	
8	3	3	2	
5		3	2	
1			1	
1	1			
26	15	6	4	1
96	50	37	6	3
7	1	4	2	
3	1	2		
2		2		
28	27	1		
52	52			
47	47			
18	18			
249	247		1	1
1	1			
44	36	8		
2		2		
25	23	1		1
2		1	1	
29	24	5		
19	12	5		2
2		2		
108	11	86	3	8
11		8	3	
2	1		1	
1			1	
27	2	21	4	
10		10		
2		2		
30	10	15	2	3
5		2	1	2
55	53	2		
14	6	5	1	2
2			2	
5	3	1		1

NOTE: Be sure to check for related offense codes when examining a particular type of crime. They may or may not be in sequential order or even on the same page.

A2c Criminal Court Dispositions by Offense and Type of Disposition for 2000

Assaultive Offenses

Page Four of Eight

Compiled Laws	Offense	Maximum
TOTAL COUNTS	VIOLATIONS ATTEMPTS	
750.350A1	Kidnapping - Custodial Interference ATTEMPTS	13 mo.
750.377B	Mal Destr. Police or Fire Dept Property ATTEMPTS	4
750.377C	Malicious Destruction of School Bus Intentional ATTEMPTS	5
750.397A	Food - Place Harmful Objects In ATTEMPTS	10
750.411H2B	Stalking a Minor ATTEMPTS	5
750.411I	Stalking, Aggravated ATTEMPTS	5
750.4361	Poison, Food/Drink/Medicine/Wells ATTEMPTS	5
750.455	Prostitution/Pandering ATTEMPTS	20
750.459	Prostitution - Transporting Female (perhaps compel) ATTEMPTS	20
750.479	Obstruct/Resist Public Officer Serving/Executing Process ATTEMPTS	2
750.479-A	Public Officer -Resist & Obstruct Serve Process/Order ATTEMPTS	2
750.479-B	Police Officer - Resist & Obstruct ATTEMPTS	2
750.479A	Police Officer - Fleeing ATTEMPTS	15
750.479A-B	Peace Officer - Resist Arrest Injury Inflicted ATTEMPTS	2
750.479A2	Police Officer - Fleeing - 4th Degree ATTEMPTS	2
750.479A3	Police Officer - Fleeing 3rd Degree ATTEMPTS	5
750.479A4	Police Officer - Fleeing - 2nd Offense ATTEMPTS	10
750.479A4-A	Police Officer - Fleeing (Penal Code) - 2nd Degree ATTEMPTS	10
750.479A5	Police Officer - Fleeing (Penal Code) Death Resulting ATTEMPTS	15
750.479A5-A	Police Officer - Fleeing (Penal Code - 1st Degree ATTEMPTS	15
750.479B	Peace Officer, Disarming ATTEMPTS	10
750.479B1	Peace Officer, Disarming Non-Firearm ATTEMPTS	4
750.479B2	Peace Officer - Disarming Firearm ATTEMPTS	10
750.50C	Police Animal - Cause Injury ATTEMPTS	5
750.50C2	Police Animal - Killing/Serious Injury ATTEMPTS	5

Total Cases	Prison 47%	Probation 39%	Jail* 11%	Other** 3%
12,356	6,160	4,554	1,538	414
1,504	281	913	260	50
1		1		
140	45	70	22	3
58	5	38	14	1
1				1
1		1		
4		3		1
176	58	92	23	3
13	3	9	1	
9	8			1
6		1	5	
1		1		
1		1		
445	96	225	107	17
41	2	24	13	2
5		2	3	
1			1	
878	197	422	221	38
147	3	82	60	2
3		1	2	
1			1	
40	6	23	10	1
6		4	2	
357	60	208	75	14
28	1	15	11	1
561	232	208	95	26
38	6	27	4	1
3			3	
20	15	3	2	
1		1		
2	1	1		
3	2	1		
107	16	55	30	6
16	1	6	9	
2	2			
6	3	2	1	
17	6	8	3	
1	1			
1			1	
1	1			

NOTE: Be sure to check for related offense codes when examining a particular type of crime. They may or may not be in sequential order or even on the same page.

A2c Criminal Court Dispositions by Offense and Type of Disposition for 2000

Assaultive Offenses

Page Five of Eight

Compiled Laws	Offense	Maximum
TOTAL COUNTS		VIOLATIONS ATTEMPTS
750.50C7	Police Animal - Injure/Harass While Commit Crime	2
750.511	Railroads - Block/Wreck Track	LIFE
750.520B	CSC - 1st Degree Multiple Variables	LIFE
750.520B1A	CSC - 1st Degree - Person Under 13	LIFE
750.520B1B	CSC - 1st Degree - Relationship	LIFE
750.520B1C	CSC - 1st Degree - During Felony	LIFE
750.520B1D	CSC - 1st Degree - Accomplices	LIFE
750.520B1E	CSC - 1st Degree - Weapon Used	LIFE
750.520B1F	CSC - 1st Degree - Personal Injury	LIFE
750.520B1G	CSC - 1st Degree - Injury to Incap. Victim	LIFE
750.520C	CSC, 2nd Degree Multiple Variables	15
750.520C1A	CSC - 2nd Degree - Person Under 13	15
750.520C1B	CSC - 2nd Degree - Relationship	15
750.520C1C	CSC - 2nd Degree - During Felony	15
750.520C1D	CSC - 2nd Degree - Accomplices	15
750.520C1E	CSC - 2nd Degree - Weapon Used	15
750.520C1F	CSC - 2nd Degree - Personal Injury	15
750.520C1G	CSC - 2nd Degree - Injury to Incap. Victim	15
750.520C1H	CSC - 2nd Degree - Mentally Disabled-Relation	15
750.520D	CSC, 3rd Degree Multiple Variables	15
750.520D1A	CSC - 3rd Degree - Person 13 Through 15	15
750.520D1B	CSC - 3rd Degree - Force or Coercion	15
750.520D1C	CSC - 3rd Degree - Incapacitated Victim	15
750.520D1D	CSC - 3rd Degree - Incest	15
750.520E	CSC, 4th Degree Multiple Variables	2

Total Cases	Prison 47%	Probation 39%	Jail* 11%	Other** 3%
12,356	6,160	4,554	1,538	414
1,504	281	913	260	50
1		1		
1	1			
123	122	1		
4	2	2		
157	157			
11	8	2		1
40	40			
3		3		
29	29			
8	7		1	
32	32			
1	1			
20	20			
2	1	1		
3	3			
1		1		
185	100	74	9	2
24	6	15	3	
343	217	115	10	1
48	12	30	5	1
47	27	17	3	
2	2			
10	8	1	1	
8	1	7		
2		2		
19	10	7	1	1
4	2	2		
1		1		
2		2		
134	112	16	4	2
35	10	24	1	
204	156	11	19	18
102	36	56	4	6
76	68	2	3	3
17	2	14		1
9	9			
5	1	3	1	
6	6			
1	1			
163	34	109	18	2
18	1	12	5	

NOTE: Be sure to check for related offense codes when examining a particular type of crime. They may or may not be in sequential order or even on the same page.

A2c Criminal Court Dispositions by Offense and Type of Disposition for 2000

Assaultive Offenses

Page Six of Eight

Compiled Laws	Offense	Maximum
TOTAL COUNTS		VIOLATIONS
		ATTEMPTS
750.520E1A	CSC - 4th Degree - Force or Coercion	2
750.520E1A-A	CSC - 4th Degree - Victim 13 Through 15	2
750.520E1B	CSC - 4th Degree - Incapacitated Victim	2
750.520E1C	CSC, 4th Degree - State Prisoner	2
750.520E1E	CSC, 4th Degree - County Prisoner	2
750.520E1F	CSC, 4th Degree - Detained Juvenile	2
750.520E1G	CSC - 4th Degree - Incest	2
750.520F	CSC - 2nd Offense	LIFE
750.520G	CSC - Assault with Intent to Commit CSC	10
750.520G1	CSC - Assault with Intent to Commit Sexual Penetration	10
750.520G2	CSC - Assault with intent to Commit CSC, 2nd Degree	5
750.529	Robbery Armed	LIFE
750.529A	Car Jacking	LIFE
750.530	Robbery Unarmed	15
750.531	Robbery, Bank/Safe/Vault	LIFE
750.531-A	Bank Robbery	LIFE
750.531-B	Safe Breaking	LIFE
750.532	Seduction	5
750.72	Burning Dwelling House	20
750.72-A	Arson - Dwelling House	20
750.72-B	Arson - Dwelling House Curtilage	20
750.73	Arson - Real Property	10
750.74	Arson - Personal Property	10
750.74B	Arson - Personal Property Over \$50	4
750.741C1	Arson - Real/Personal Property Betw \$1K & <\$20K	5

Total Cases	Prison 47%	Probation 39%	Jail* 11%	Other** 3%
12,356	6,160	4,554	1,538	414
1,504	281	913	260	50
209	49	123	23	14
9		6	2	1
86	17	62	6	1
6		3	2	1
40	4	31	5	
3		2	1	
2		1		1
1		1		
1		1		
10	4	6		
5	5			
7	5	1		1
1		1		
128	75	47	3	3
1	1			
56	26	27	3	
4	1	2	1	
696	682	11	3	
21	11	9		1
151	144	7		
4	3	1		
475	280	156	23	16
31	9	17	5	
19	15	4		
44	38	5	1	
1	1			
34	26	8		
4	3			1
3		2	1	
22	14	7		1
20	5	10	4	1
46	29	14	2	1
19	4	13	1	1
3	3			
1		1		
56	15	36	5	
13	5	7	1	
1		1		
1		1		
5	1	1	3	
4	2	1	1	
44	8	33	1	2
12		10	1	1

NOTE: Be sure to check for related offense codes when examining a particular type of crime. They may or may not be in sequential order or even on the same page.

A2c Criminal Court Dispositions by Offense and Type of Disposition for 2000

Assaultive Offenses

Page Seven of Eight

Compiled Laws	Offense	Maximum
TOTAL COUNTS		VIOLATIONS
		ATTEMPTS
750.741D1	Arson - Personal Property \$20K+	10
	ATTEMPTS	
750.75	Arson - Insured Property	10
	ATTEMPTS	
750.77	Arson - Preparing to Burn	10
	ATTEMPTS	
750.77-B	Arson - Prepare to Burn Real or Personal Prop >\$50	4
	ATTEMPTS	
750.771C1	Arson - Prepare to Burn Property Betw \$1K & <\$20K	5
	ATTEMPTS	
750.771D1	Arson - Prepare to Burn Prop \$20K+	10
	ATTEMPTS	
750.78	Arson - Setting Fire to Woods/ Prairies/Grounds	4
	ATTEMPTS	
750.81	Assault or Assault and Battery	2
	ATTEMPTS	
750.81A	Assault - Aggravated	1
	ATTEMPTS	
750.81A2	Domestic Violence - Aggravated	1
	ATTEMPTS	
750.81A3	Domestic Violence - Aggravated 2nd Offense	2
	ATTEMPTS	
750.812	Domestic Violence	MISD
	ATTEMPTS	
750.813	Domestic Violence 2nd Offense	1
	ATTEMPTS	
750.814	Domestic Violence 3rd Offense	2
	ATTEMPTS	
750.82	Felonious Assault	4
	ATTEMPTS	
750.83	Asslt W/Int to Commit Murder	LIFE
	ATTEMPTS	
750.84	Asslt W/Int Gr Bod Hrm Less Murder	10
	ATTEMPTS	
750.86	Assault W/Intent to Maim	10
	ATTEMPTS	
750.87	Asslt W/Intent to Commit Felony	10
	ATTEMPTS	
750.88	Asslt W/Intent to Rob & Steal Unarmed	15
	ATTEMPTS	
750.89	Asslt W/Intent to Rob & Steal Armed	LIFE
	ATTEMPTS	
750.90	Sexual Intercourse, Under Pretext Medical Treatment	10
	ATTEMPTS	
750.90E	Pregnant Individual - Neg. Op. MV Cause Miscarriage/Stillbirth	2
	ATTEMPTS	
750.91	Attempt to Murder	LIFE
	ATTEMPTS	
752.191	Felonious Driving	2
	ATTEMPTS	

Total Cases	Prison 47%	Probation 39%	Jail* 11%	Other** 3%
12,356	6,160	4,554	1,538	414
1,504	281	913	260	50
7	2	5		
1		1		
11		10	1	
2	1	1		
7		5	2	
4	1	2	1	
2			2	
17	2	13	2	
7	1	6		
1		1		
4	1	3		
1			1	
2		2		
4		4		
35	5	24	6	
13	2	8	3	
2		1	1	
238	45	123	67	3
7		4	3	
1,681	493	881	226	81
393	42	275	59	17
162	156	4	2	
3	1	2		
523	361	138	15	9
36	15	18	2	1
3	2	1		
1		1		
9	5	1	3	
53	37	10	4	2
4	2	2		
160	141	16	1	2
1		1		
1	1			
2		2		
3	3			
1	1			
40	9	25	4	2
2		2		

NOTE: Be sure to check for related offense codes when examining a particular type of crime. They may or may not be in sequential order or even on the same page.

A2c Criminal Court Dispositions by Offense and Type of Disposition for 2000

Assaultive Offenses

Page Eight of Eight

Compiled Laws	Offense	Maximum
TOTAL COUNTS		VIOLETIONS ATTEMPTS
752.542	Incite to Riot	10
		ATTEMPTS
752.861	Weapons - Firearms, Careless Use Causing Injury/Death	2
		ATTEMPTS
767.61A	Offense by Sexually Delinquent	LIFE
		ATTEMPTS

Total	Prison	Probation	Jail*	Other**
Cases	47%	39%	11%	3%
12,356	6,160	4,554	1,538	414
1,504	281	913	260	50
2		1		1
25	3	21	1	
1			1	

NOTES: Be sure to check for related offense codes when examining a particular type of crime. They may or may not be in sequential order or even on the same page.

Includes multiple dispositions per offender.

* Includes Fine, Restitution, and Costs.

** Includes Delayed and Suspended Sentences and HYTA Probation.

SOURCE: Basic Information Reports (BIR).

This section provides data on prison intake — the number and characteristics of new prisoners received into the Department’s institutions and camps.

Tables B1a and B1b exclude one category of intake, called *additional sentence imposed*. Additional sentence imposed is excluded from these tables because rather than new offenders admitted into the system, these are prisoners who are already incarcerated and then receive an additional sentence, either because of a crime committed while incarcerated or because of later sentencing on a previous pending charge.

All of the other tables and charts in this section *include* the additional sentence imposed category.

Tables B1a through B1c compare prison intake for 2000 with intake and various other data for past years.

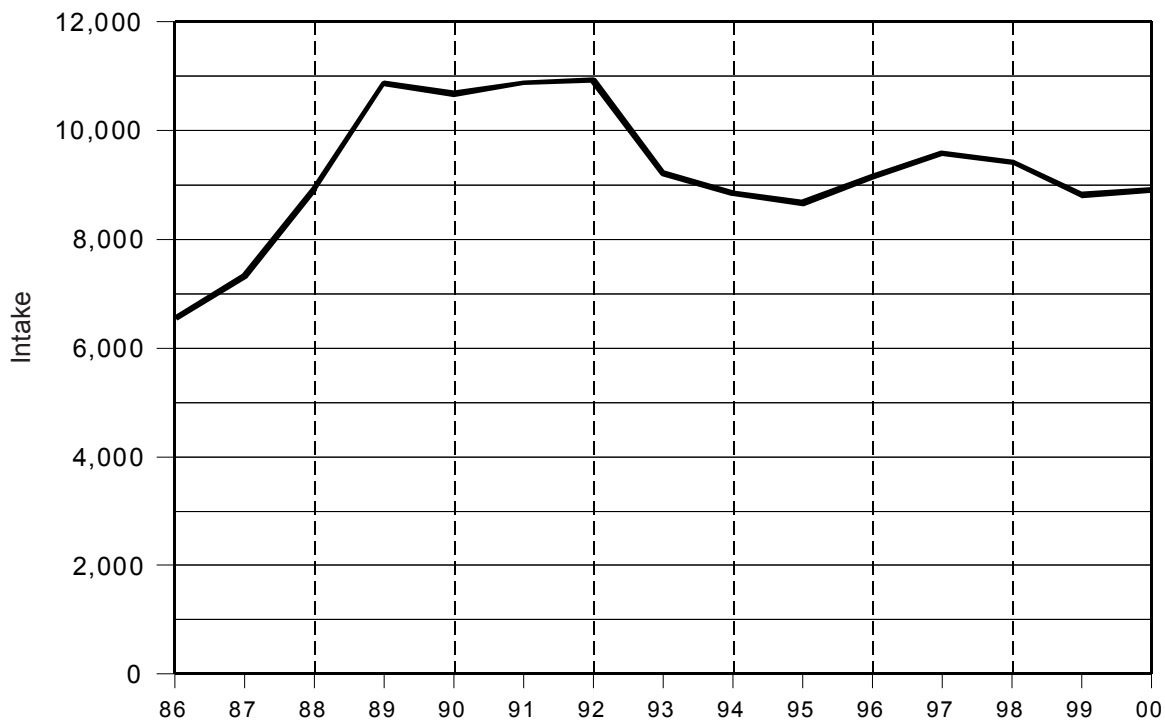
Table B2 shows all 2000 prison intake broken down by minimum sentence and offense. Tables B2a through B2c show the information in Table B2 broken down by major crime categories (i.e., non-assaultive, drug and assaultive). Table B3 shows *female* intake broken down by minimum sentence and offense.

The crimes in the B2 series of tables and the B3 table are sorted by Michigan Compiled Law (MCL) numbers and Prosecuting Attorney’s Coordinating Council (PACC) codes (the sort order used since 1999). Since this sort order keeps related codes together, similar crimes that have identical maximum penalties are no longer consolidated. This level of detail provides much richer information, but the reader must be careful to watch for related codes when attempting to examine the frequency and disposition pattern for a particular type of crime. For example, nine separate offense codes appear for the crime of first degree criminal sexual conduct (750.520B) because each code represents a specific characteristic of the offense.

Tables B4a through B7 summarize commitments to prison broken down by various other characteristics — including age, race, gender, commitment type, and major crime type.

B1a Annual Prison Intake (Excluding "Additional Sentence Imposed") Calendar Years 1986 - 2000

Year	Admissions to Prison	Numerical Change	Percent Change
1986	6,543	---	---
1987	7,320	777	11.9
1988	8,940	1,620	22.1
1989	10,870	1,930	21.6
1990	10,674	(196)	(1.8)
1991	10,883	209	2.0
1992	10,943	60	0.6
1993	9,219	(1,724)	(15.8)
1994	8,845	(374)	(4.1)
1995	8,667	(178)	(2.0)
1996	9,169	502	5.8
1997	9,584	415	4.5
1998	9,424	(160)	(1.7)
1999	8,809	(615)	(6.5)
2000	8,922	113	1.3

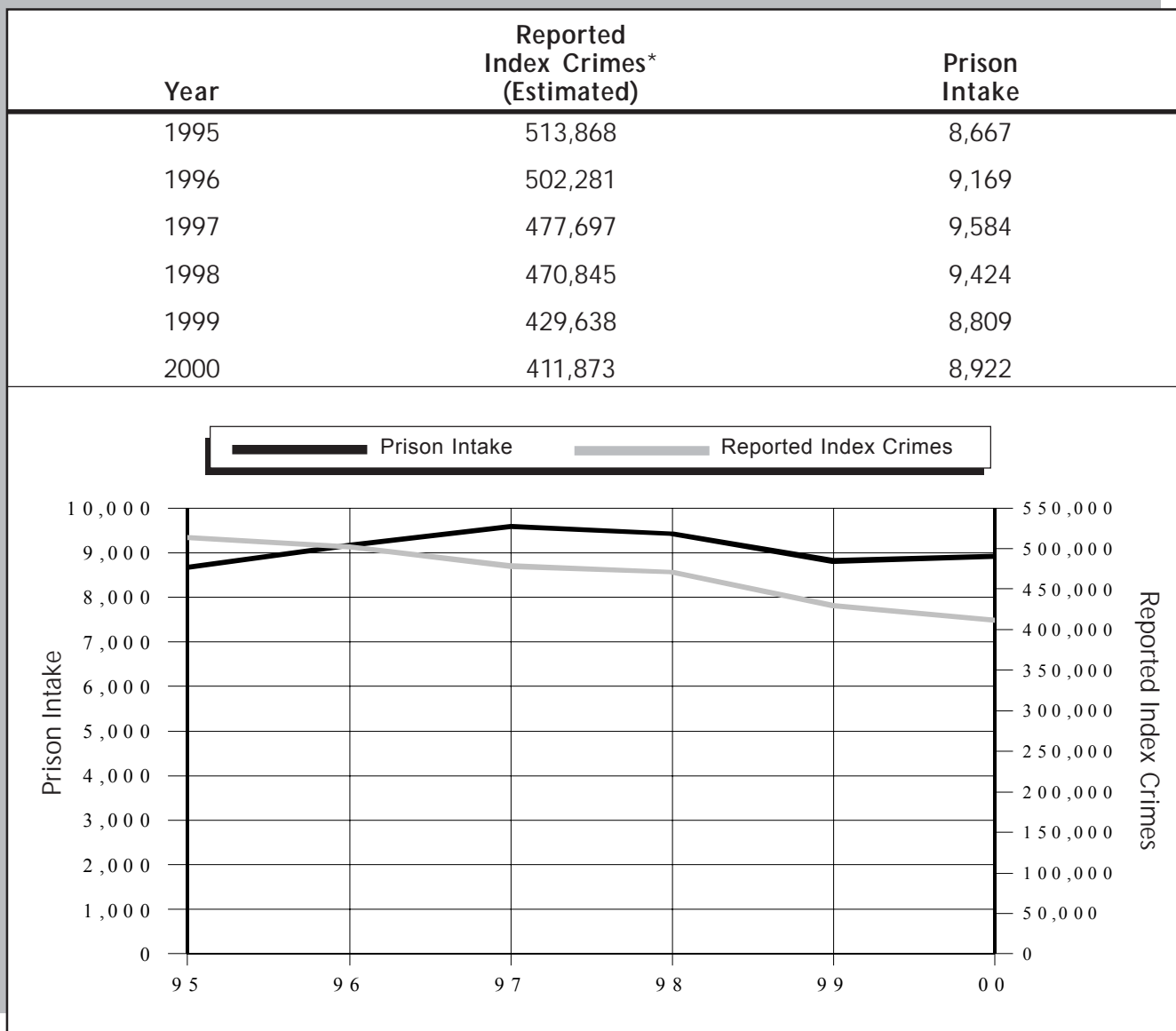


Source: Corrections Management Information System (CMIS).

Note: 1999 figures adjusted slightly due to lag in data reporting.

B1b Reported Index Crimes and Prison Intake (Excluding "Additional Sentence Imposed") Calendar Years 1995 - 2000

This chart has been modified from previous years to accommodate a change in reporting from the Michigan State Police. The MSP changed its process for reporting index crimes in the 1999 UCR report and generated estimates back through 1995 for continuity. State index crime totals are now calculated by combining actual figures with estimates of missing data, using an estimation process adapted from that used by the FBI. The MSP's estimation process is designed to help ensure an accurate portrayal of crime trends, and minimize fluctuations due to reporting discrepancies. The MSP adjusted the 1995-1999 figures in the 2000 UCR report.



[Sources] Reported Index Crimes: Michigan State Police (MSP) 2000 Uniform Crime Report (UCR). Prison Intake: Corrections Management Information System (CMIS)

*Index crimes include murder, rape, robbery, aggravated assault, burglary, larceny, motor vehicle theft, and arson.

Note: 1999 prison intake figure adjusted slightly due to lag in data reporting.

B1c Total Prisoner Population, Prison Commitments, and Michigan Census: 1941 - 2000

Year	Total Prisoner Population*	Prison Commitments (Inc. Add. Sentence Imposed)	Michigan Census
1941	7,556	2,236	5,437,546
1942	7,511	2,338	5,538,857
1943	7,397	2,229	5,377,329
1944	7,506	2,205	5,377,329
1945	7,391	2,353	5,435,092
1946	7,830	2,460	5,708,415
1947	8,239	2,529	6,069,000
1948	8,124	2,588	6,195,000
1949	8,519	3,165	6,352,000
1950	8,727	3,061	6,371,766
1951	9,176	3,041	6,545,000
1952	8,774	2,779	6,708,000
1953	8,870	3,530	6,852,000
1954	8,912	3,386	7,024,000
1955	9,571	3,270	7,236,000
1956	9,547	3,601	7,516,000
1957	10,071	3,588	7,803,000
1958	10,138	3,890	7,866,000
1959	10,334	3,667	7,960,000
1960	9,622	3,706	7,823,194
1961	9,550	4,123	7,903,000
1962	9,197	3,832	7,939,000
1963	8,338	3,990	8,030,000
1964	8,264	3,741	8,100,000
1965	7,345	3,280	8,199,283
1966	6,754	3,088	8,314,070
1967	7,037	3,719	8,615,000
1968	7,743	3,950	8,675,000
1969	8,409	4,169	8,734,000
1970	9,079	4,907	8,875,083
1971	9,547	5,446	8,996,000
1972	8,471	4,734	9,013,475
1973	7,874	4,114	9,061,000
1974	8,630	5,172	9,094,000
1975	10,855	6,218	9,092,000
1976	11,737	6,596	9,100,000
1977	13,824	7,071	9,138,000
1978	14,944	6,681	9,181,000
1979	15,063	5,843	9,207,000
1980	15,148	6,212	9,262,078
1981	14,923	6,138	9,270,000
1982	15,082	6,409	9,227,300
1983	14,508	6,897	9,050,282
1984	14,658	7,154	9,262,044
1985	17,744	7,767	9,170,000
1986	20,739	8,289	9,143,600
1987	23,977	9,092	9,205,800
1988	27,720	10,759	9,300,100
1989	31,834	12,760	9,273,300
1990	34,209	12,099	9,295,287
1991	36,293	12,179	9,395,022
1992	38,628	12,191	9,470,323
1993	38,942	10,299	9,529,240
1994	40,501	9,751	9,584,481
1995	41,112	9,523	9,659,871
1996	42,349	10,047	9,739,184
1997	44,771	10,575	9,785,450
1998	45,879	10,433	9,820,231
1999	46,617	9,656	9,863,775
2000	47,718	9,743	9,938,444

[Source] Prisoner Population: Prisoner Census Report. Commitments: Corrections Management Information System (CMIS). Michigan Census: DMB.

*Total Prisoner Population includes prisoners in the institutions and camps, the SAI - Prison program and Community Residential Programs.

NOTE: Adjustment was made to 1999 commitment figure due to lag in data reporting.

B2 Commitments by Minimum Term Distribution for Men and Women — All Offenses

Includes Additional Sentences Imposed
Page One of Seventeen

55

GRAND TOTALS* VIOLATIONS ATTEMPTS Max. Penalty		
28.2931	State ID Card - False Application	5 ATTEMPTS
28.729	Sex Offender - Fail to Register	4 ATTEMPTS
205.27	Income Tax: Fail to File w/Int To Defraud	5 ATTEMPTS
205.4286	Tobacco Products Tax Act - Unauth Tax Stamps	10 ATTEMPTS
257.254	MV Code - Intent to Pass False Title	10 ATTEMPTS
257.311	Driving w/o License in Possession	MISD ATTEMPTS
257.324	Operating License - Forged/ Altered/False	MISD ATTEMPTS
257.602A2	Peace Officer - Fleeing/ Vehicle CD - 4th Deg	2 ATTEMPTS
257.602A3	Peace Officer - Fleeing/ Vehicle CD 2nd Off	5 ATTEMPTS
257.602A3-A	Peace Officer - Fleeing/ Vehicle CD - 3rd Deg	5 ATTEMPTS
257.602A4-A	Peace Officer - Fleeing - 2nd Deg - Vehicle CD	10 ATTEMPTS
257.617	Fail to Stop at Accident - Serious Impairment/Death Rslt	5 ATTEMPTS
257.625	Operating Motor Vehicle - Addict or Intox	20 ATTEMPTS
257.6251-A	Operating - OUIL/Per Se	MISD ATTEMPTS
257.62510C	Operating - OWI - 3rd Offense	5 ATTEMPTS
257.6253-A	Operating Impaired	MISD ATTEMPTS
257.6254	Operating - Under the Influence Causing Death	15 ATTEMPTS
257.6255	OUIL - Causing Incapacitating Injury	5 ATTEMPTS
257.6255-A	Operating - Under the Influence Causing Serious Injury	5 ATTEMPTS

TOTAL	.5	1	1.5	2	2.5	3	3.5	4	4.5	5	10	15	20	25	>25	LIFE	AVG
9,743	297	1,554	1,809	1,992	697	851	292	317	106	363	776	246	129	66	77	136	3.4
9,182	247	1,449	1,642	1,878	654	825	274	315	106	362	776	246	129	66	77	136	3.5
526	50	105	167	114	43	26	18	2		1							1.5
4		2	1	1													1.3
16		2	8	2	1	3											1.7
1	1																0.1
1			1														1.5
1			1														1.5
5	1		2		2												1.5
1					1												2.5
1			1														1.3
1		1															1.0
16	1	6	8		1												1.1
1			1														1.5
80	2	25	22	13	3	10	2	3									1.6
3				1		1		1									3.0
10			2	4	1	2	1										2.2
1			1														1.4
40	2	8	10	9	3	3	4		1								1.8
1				1													2.0
1			1														1.3
56		1	1	3	9	5	2	7	2	8	17	1					4.7
1			1														1.5
1																	1.5
27		3	4	10	5	2	3										2.0

NOTE: Be sure to check for related offense codes when examining a particular type of crime. They may or may not be in sequential order or even on the same page.

B2 Commitments by Minimum Term Distribution for Men and Women — All Offenses

Includes Additional Sentences Imposed
Page Two of Seventeen

56

GRAND TOTALS*		5
VIOLATIONS		
ATTEMPTS		
Max. Penalty		
257.6256	Operating - OUIL/Per Se 3rd (Felony)	5 ATTEMPTS
257.6256-A	Operating a Vehicle - Minor	MISD ATTEMPTS
257.6256B	Operating - OUIL/Per Se/OWI - 2nd Offense	1 ATTEMPTS
257.6256D	Operating - OUIL/Per Se/OWI - 3rd Offense	5 ATTEMPTS
257.6257A2	Operating OUIL/Occupant < 16, 2nd Offense	5 ATTEMPTS
257.903	Motor Vehicle Code, False ID	15 ATTEMPTS
257.9041B	Operate - Allow Suspend, Revoked to Operate	MISD ATTEMPTS
257.9041C	Operate - Allow Suspend/Revoked 1 Operate, 2nd	1 ATTEMPTS
257.9044	Operate - License Suspend, Revoked Cause Death	15 ATTEMPTS
257.9045	Operate - License Susp/Rev Cause Serious Injury	5 ATTEMPTS
324.51510	Fires - Willfully Set Forests	10 ATTEMPTS
333.5210	AIDS - Sexual Penetration with Uninformed Partner	4 ATTEMPTS
333.73413	Contr. Sub, Imitation Mfg. or Distribution	2 ATTEMPTS
333.74012A1	Contr. Sub, Mfg, Del, Poss 650 or More Grams	LIFE ATTEMPTS
333.74012A2	Contr. Sub, Mfg, Del, Poss 225-649g	30 ATTEMPTS
333.74012A3	Contr. Sub, Mfg, Del, Poss 50-224g	20 ATTEMPTS
333.74012A4	Contr. Sub, Mfg, Del, Poss <50 Grams	20 ATTEMPTS
333.74012B	Contr. Sub, Mfg, Del, Poss, Sch 1-3 or Methamphet	20 ATTEMPTS
333.74012B-A	Contr. Sub, Mfg, Del, Poss (Sch 1,2,3 ex Marij & Coc)	7 ATTEMPTS

TOTAL	.5	1	1.5	2	2.5	3	3.5	4	4.5	5	10	15	20	25	>25	LIFE	AVG
9,743	297	1,554	1,809	1,992	697	851	292	317	106	363	776	246	129	66	77	136	3.4
9,182	247	1,449	1,642	1,878	654	825	274	315	106	362	776	246	129	66	77	136	3.5
526	50	105	167	114	43	26	18	2		1							1.5
1							1										3.3
1			1														1.3
1		1															1.0
642	5	91	138	232	79	54	26	8	1	5	3						1.9
4		1	1	1	1												1.7
2				1	1												2.1
1		1															1.0
1				1													2.0
3					1						1		1				10.6
1						1											3.0
1				1													2.0
1		1								1							4.8
1																	1.0
14	2	4	7	1													1.1
3													1	1		1	22.5
22						2				3	4	3	9		1		14.0
79			2	4		4	1	3		12	50	2			1		7.2
825	16	368	177	146	33	40	4	13	3	15	10						1.6
53	7	29	6	6	1	3				1							1.2
9			1	4	1	2	1										2.3
12		3	5	3		1											1.5
1					1												2.5

NOTE: Be sure to check for related offense codes when examining a particular type of crime. They may or may not be in sequential order or even on the same page.

B2 Commitments by Minimum Term Distribution for Men and Women — All Offenses

Includes Additional Sentences Imposed
 Page Three of Seventeen

57

GRAND TOTALS*		4
VIOLATIONS		
ATTEMPTS		
Max. Penalty		
333.74012C	Contr. Sub, Mfg, Del, Poss, (Sch 4, or Add by Rule) ATTEMPTS	4
333.74012C-A	Controlled Sub, Mfg, Del, Poss, (Sch 4) ATTEMPTS	4
333.74012D	Controlled Sub, Mfg, Del, Poss (Sch 5) ATTEMPTS	2
333.74012D1	Controlled Sub, Mfg, Del, Poss, 45 Kg+ Marijuana ATTEMPTS	15
333.74012D2	Controlled Sub, Mfg, Del, Poss Marijuana 5 - <45 Kg ATTEMPTS	7
333.74012D3	Controlled Sub, Mfg, Del, Poss, Marijuana <5 Kg ATTEMPTS	4
333.74022B	Contr. Sub. - Mfg, Del, Poss Counterfeit (Sch. 1,2,3) ATTEMPTS	5
333.74022E	Contr. Sub. - Mfg, Del, Poss Analogue ATTEMPTS	15
333.74032A	Controlled Sub, Possession Narc. or Cocaine ATTEMPTS	LIFE
333.74032A1	Controlled Sub - Poss 650g+ Narc. or Cocaine ATTEMPTS	LIFE
333.74032A2	Controlled Sub - Poss 225-649g Narc. or Cocaine ATTEMPTS	30
333.74032A3	Controlled Sub - Poss 50-224g Narc. or Cocaine ATTEMPTS	20
333.74032A4	Controlled Sub - Poss 25-49g Narc. or Cocaine ATTEMPTS	4
333.74032A5	Controlled Sub - Poss Less 25g Narc. or Cocaine ATTEMPTS	4
333.74032B	Contr. Sub - Poss Analogues, Sch 1-4 or Methamphet. ATTEMPTS	10
333.74032B-A	Controlled Sub - Possession/ Analogues ATTEMPTS	2
333.74032D	Controlled Sub - Poss Marijuana ATTEMPTS	1
333.74042A	Contr. Sub Use (Narcotic, Coc, Methamphet) ATTEMPTS	1
333.7405D	Contr. Sub - Maintain or Keep Drug House ATTEMPTS	2

TOTAL	.5	1	1.5	2	2.5	3	3.5	4	4.5	5	10	15	20	25	>25	LIFE	AVG
9,743	297	1,554	1,809	1,992	697	851	292	317	106	363	776	246	129	66	77	136	3.4
9,182	247	1,449	1,642	1,878	654	825	274	315	106	362	776	246	129	66	77	136	3.5
526	50	105	167	114	43	26	18	2		1							1.5
2				1		1											2.3
1		1															0.8
1	1																0.5
3						1	2										3.3
10		2	5	1	1	1											1.6
1		1															1.0
139	12	24	43	41	8	9	1			1							1.5
6	2	1	3														1.0
1				1													2.0
1										1							5.0
1		1															1.0
3																3	
2								1		1							4.5
7				1				1		2	3						6.2
12	1	5	1	3		2											1.5
1				1													2.0
341	37	94	79	71	29	29		1		1							1.5
14	4	4	5	1													0.9
5	1	2	1		1												1.2
4		1	2	1													1.4
12		6	4	2													1.1
3		1	2														1.2
9	1	2	4	2													1.2

NOTE: Be sure to check for related offense codes when examining a particular type of crime. They may or may not be in sequential order or even on the same page.

B2 Commitments by Minimum Term Distribution for Men and Women — All Offenses

Includes Additional Sentences Imposed
Page Four of Seventeen

58

GRAND TOTALS*		
VIOLATIONS		
ATTEMPTS		
Max. Penalty		
333.7407A-A	Contr. Sub - Induce Person to Commit Felony	LIFE ATTEMPTS
333.7407A1-A	Controlled Sub - Att Felony	LIFE ATTEMPTS
333.74071C	Controlled Sub - Obtain by Fraud	4 ATTEMPTS
333.74101-B	Contr. Sub - Delivery to Minor (Sch 1-3 ex Marij/Coc)	14 ATTEMPTS
333.74101-D	Contr. Sub - Delivery to Minor (Sch. 4 & Marijuana)	8 ATTEMPTS
333.74102-A	Contr. Sub - Del on School Prop (Narc. or Coc) <50g	60 ATTEMPTS
400.60	Welfare Fraud	4 ATTEMPTS
400.601-B	Welfare Fraud - Over \$500	4 ATTEMPTS
400.602-B	Welfare Fraud - Fail to Inform \$500 or More	4 ATTEMPTS
400.6071	Medicaid Fraud - False Claim	4 ATTEMPTS
432.2182	Gambling Activity-Felony Violations	10 ATTEMPTS
451.501	Blue Sky Laws - Fraudulent Schemes/Statements	10 ATTEMPTS
451.604A1X	Blue Sky Law Unauthor Use Cust Funds	10 ATTEMPTS
500.45111	Insurance - Fraudulent Acts	4 ATTEMPTS
500.45112	Insurance Fraud - Conspiracies	10 ATTEMPTS
722.675	Distributing Obscene Matter to Minor	2 ATTEMPTS
750.10A	Sexually Delinquent	LIFE ATTEMPTS
750.110	Breaking & Entering	10 ATTEMPTS
750.110-A	Break & Enter - Unoccup. Bldg. w/Intent	10 ATTEMPTS

TOTAL	.5	1	1.5	2	2.5	3	3.5	4	4.5	5	10	15	20	25	>25	LIFE	AVG
9,743	297	1,554	1,809	1,992	697	851	292	317	106	363	776	246	129	66	77	136	3.4
9,182	247	1,449	1,642	1,878	654	825	274	315	106	362	776	246	129	66	77	136	3.5
526	50	105	167	114	43	26	18	2		1							1.5
4		1				2				1							2.9
1			1														1.5
1			1														1.5
9		2	2	3		1		1									1.9
1			1														1.3
1						1											3.0
1						1											3.0
1						1											3.0
1						1											3.0
1	1																0.3
1			1														1.5
3	3																0.2
1		1															1.0
1					1												2.5
1		1															1.0
1		1															0.8
1		1															1.0
1			1														1.5
2	1	1															0.7
2		1	1														1.2
3					1	2											2.8
338	6	32	62	102	36	44	16	22	3	8	7						2.2
38		8	7	11	2	4	6										1.9
6			1	3	1	1											2.0
1			1														1.5

NOTE: Be sure to check for related offense codes when examining a particular type of crime. They may or may not be in sequential order or even on the same page.

B2 Commitments by Minimum Term Distribution for Men and Women — All Offenses

Includes Additional Sentences Imposed
Page Five of Seventeen

59

GRAND TOTALS*		
VIOLATIONS		
ATTEMPTS		
Max. Penalty		
750.110-B	Break & Enter Occup Bldg. w/Intent	15 ATTEMPTS
750.110A2	Home Invasion - 1st Degree	20 ATTEMPTS
750.110A3	Home Invasion - 2nd Degree	15 ATTEMPTS
750.110A4	Home Invasion - 3rd Degree	5 ATTEMPTS
750.111	Entering w/o Breaking	5 ATTEMPTS
750.115	Illegal Entry (w/o Owners Permission)	MISD ATTEMPTS
750.116	Possession of Burglars Tools	10 ATTEMPTS
750.117	Bribery of Public Officer	4 ATTEMPTS
750.131A1	Check - No Account	2 ATTEMPTS
750.131A2	Check - 3 Non-Sufficient Funds Within 10 Days	2 ATTEMPTS
750.1313C	Check - Non-Sufficient Funds \$500 or More	2 ATTEMPTS
750.136A	Child Abuse, Torture	10 ATTEMPTS
750.136B	Child Abuse	15 ATTEMPTS
750.136B2	Child Abuse, 1st Degree	15 ATTEMPTS
750.136B3	Child Abuse, 2nd Degree	4 ATTEMPTS
750.136B4	Child Abuse, 3rd Degree	2 ATTEMPTS
750.145C2	Child Sexually Abusive Activity	20 ATTEMPTS
750.145N1	Abuse Vulnerable Adult - 1st Degree	15 ATTEMPTS
750.157B3	Solicit to Commit Felony	5 ATTEMPTS

TOTAL	.5	1	1.5	2	2.5	3	3.5	4	4.5	5	10	15	20	25	>25	LIFE	AVG
9,743	297	1,554	1,809	1,992	697	851	292	317	106	363	776	246	129	66	77	136	3.4
9,182	247	1,449	1,642	1,878	654	825	274	315	106	362	776	246	129	66	77	136	3.5
526	50	105	167	114	43	26	18	2		1							1.5
3				1		1					1						4.3
253	1	8	8	31	18	33	7	16	9	28	78	11	4	1			5.1
10		3	1	5	1												1.6
421	5	23	51	95	46	75	22	33	9	20	38	3	1				3.0
35	1	1	9	11	7	6											2.0
16		4	4	4	2	1				1							1.9
1			1														1.1
27	1	6	5	7	3	3	2										1.8
2	1	1															0.7
2						1				1							3.9
6		1	2	1		1	1										2.0
1		1															0.8
16		4	12														1.2
7		1	4	1		1											1.5
7		4	2	1													1.1
1						1											3.0
1										1							5.0
27		2	1	4	2	2	2	3		5	6						4.0
4				1	1		2										2.7
8		1	1	3		2					1						2.9
1			1														1.3
3		1	2														1.2
1			1														1.1
11	1				1	1	1			2	3	2					6.6
1				1													1.9
1						1											3.0
1			1														1.5

NOTE: Be sure to check for related offense codes when examining a particular type of crime. They may or may not be in sequential order or even on the same page.

B2 Commitments by Minimum Term Distribution for Men and Women — All Offenses

Includes Additional Sentences Imposed
Page Six of Seventeen

69

GRAND TOTALS*		
VIOLATIONS		
ATTEMPTS		
Max. Penalty		
750.157N	Financial Transaction Device, Steal/Retain/Poss	4 ATTEMPTS
750.157N1	Financial Transaction Device - Steal/Retain w/o Perm	4 ATTEMPTS
750.157N2	Financial Transaction Device - Poss Fraudulent One	4 ATTEMPTS
750.157P	Financial Transaction Device - Poss w/Int to Use/Sell	4 ATTEMPTS
750.157Q	Financial Transaction Device - Illegal Sale/Use	4 ATTEMPTS
750.157U	Financial Transaction Device - Overcharging	4 ATTEMPTS
750.157V	Financial Transaction Device - False ID	4 ATTEMPTS
750.157W	Financial Trans Device - Fraud Withdrawals/Transfers	10 ATTEMPTS
750.157W1C1	Financial Trans Device-Fraud Betw \$1K & <\$20K	5 ATTEMPTS
750.158	Sodomy	15 ATTEMPTS
750.159I1	Criminal Enterprise - Conducting	20 ATTEMPTS
750.161	Desertion & Non Support	3 ATTEMPTS
750.165	Refusing to Support Spouse or Children	4 ATTEMPTS
750.174	Embezzle - Agt, Serv, Emp, Trustee	10 ATTEMPTS
750.174-B	Embezzlement - Agent or Trustee Over \$100	10 ATTEMPTS
750.1744A	Embezzlement - Agent or Trustee Betw \$1K and <\$20K	5 ATTEMPTS
750.1744B	Embezzle - Agent or Trustee Betw \$200 & <\$1K, 2nd Off	5 ATTEMPTS
750.1745A	Embezzlement - Agent or Trustee \$20K or More	10 ATTEMPTS
750.175	Embezzle - Public Officer, Agent, Servant Over \$50	10 ATTEMPTS

TOTAL	.5	1	1.5	2	2.5	3	3.5	4	4.5	5	10	15	20	25	>25	LIFE	AVG
9,743	297	1,554	1,809	1,992	697	851	292	317	106	363	776	246	129	66	77	136	3.4
9,182	247	1,449	1,642	1,878	654	825	274	315	106	362	776	246	129	66	77	136	3.5
526	50	105	167	114	43	26	18	2		1							1.5
1			1														1.4
25		9	8	3	2	3											1.5
1			1														1.3
4		2	2														1.1
3	1			2													1.4
8	1	2	2		1	2											1.7
2			2														1.4
3		1	1	1													1.4
1			1														1.5
2				1	1												2.2
1				1													2.0
10		1	1	2			2	1		1	1	1					4.5
1				1													2.0
1		1															1.0
4		1		2	1												1.8
2			2														1.2
1	1																0.3
15		4	6	3		1		1									1.7
5	1		2	1		1											1.6
7			2	3		1	1										2.1
2		1		1													1.3
1			1														1.1
6				2	1	1			1	1							3.1
1	1																0.5
1									1								4.5

NOTE: Be sure to check for related offense codes when examining a particular type of crime. They may or may not be in sequential order or even on the same page.

B2 Commitments by Minimum Term Distribution for Men and Women — All Offenses

Includes Additional Sentences Imposed
 Page Seven of Seventeen

61

GRAND TOTALS*		
VIOLATIONS		
ATTEMPTS		
Max. Penalty		
750.181	Embezzlement - Jointly Held Property	10 ATTEMPTS
750.186A	Escape from Juvenile Facility	4 ATTEMPTS
750.193	Break, Escape or Attempt to Break, Escape Prison	5 ATTEMPTS
750.1952	Escape - From Felony Jail Sentence	4 ATTEMPTS
750.197C	Assault Employee and/or Escape Jail Through Violence	4 ATTEMPTS
750.1972	Escape - Awaiting Trial for Felony	4 ATTEMPTS
750.199A	Absconding or Forfeiting Bond	4 ATTEMPTS
750.204A	Explosive, Sending w/Int to Frighten	5 ATTEMPTS
750.2072A	Explosive, Place Near Prop w/Int Alarm/Injure/Damage	15 ATTEMPTS
750.2072B	Explosives, Place Near Prop, Cause Property Damage	20 ATTEMPTS
750.211A	Explosives - Poss & Use	LIFE ATTEMPTS
750.211A2A	Explosives - Poss of Molotov Cocktail/Other Expl.	15 ATTEMPTS
750.213	Extortion	20 ATTEMPTS
750.218	False Pretenses w/Int to Defraud	10 ATTEMPTS
750.218A	False Pretenses - \$100 or Less, 4th	1 ATTEMPTS
750.218-B	False Pretenses - Over \$100	10 ATTEMPTS
750.2183A	False Pretenses - Betw \$200 & <\$1,000	1 ATTEMPTS
750.2184A	False Pretenses - \$1,000 or More, Less Than \$20K	5 ATTEMPTS
750.2185A	False Pretenses - \$20K or More	10 ATTEMPTS

TOTAL	.5	1	1.5	2	2.5	3	3.5	4	4.5	5	10	15	20	25	>25	LIFE	AVG
9,743	297	1,554	1,809	1,992	697	851	292	317	106	363	776	246	129	66	77	136	3.4
9,182	247	1,449	1,642	1,878	654	825	274	315	106	362	776	246	129	66	77	136	3.5
526	50	105	167	114	43	26	18	2		1							1.5
1								1									4.0
6			3	2	1												1.7
2			2														1.4
104	5	50	27	17	2		1	2									1.3
9		5	3	1													1.1
13		3	7	2		1											1.5
1			1														1.3
51	4	17	11	15	1	1		1			1						1.5
8	2	3	3														0.9
18	3	9	2	1	1				1		1						1.7
2			2														1.3
23	3	2	9	4	3		1	1									1.6
4			4														1.3
2			1					1									2.7
1		1															1.0
1			1														1.5
1				1													2.0
1								1									4.0
1			1														1.5
10				1	1	4			1		3						4.5
1		1															1.0
2				1				1									3.0
1		1															1.0
18	2	1	2	7	1	3	1	1									2.0
4	1				2		1										2.1
1								1									3.8
14		2	2	4		1	3			1	1						2.6
4			1	1		1				1							2.8

NOTE: Be sure to check for related offense codes when examining a particular type of crime. They may or may not be in sequential order or even on the same page.

B2 Commitments by Minimum Term Distribution for Men and Women — All Offenses

Includes Additional Sentences Imposed
Page Eight of Seventeen

62

GRAND TOTALS*		
VIOLATIONS		
ATTEMPTS		
Max. Penalty		
750.224B	Weapon, Short-Barrel Shotgun/ Rifle	5 ATTEMPTS
750.224F	Weapon-Firearm, Poss by Felon	5 ATTEMPTS
750.226	Carry Weapon w/Unlawful Intent	5 ATTEMPTS
750.227	Carrying Concealed Weapons	5 ATTEMPTS
750.227B	Felony Firearm	10 ATTEMPTS
750.227B-A	Weapons - Felony Firearm	2 ATTEMPTS
750.227C	Poss of Loaded Firearm in Vehicle	2 ATTEMPTS
750.227D	Poss of Firearm in Motor Vehicle	MISD ATTEMPTS
750.227F	Body Armor - Wear During Violent Crime	4 ATTEMPTS
750.234A	Firearm, Discharge from a Vehicle	4 ATTEMPTS
750.234B	Firearm, Discharge In/At Dwelling	4 ATTEMPTS
750.237A1	Weapon Free School Zone, General Felony	1 ATTEMPTS
750.248	Forgery of Records, Other Instruments	14 ATTEMPTS
750.248A	Financial Transaction Device - Utter & Publish	4 ATTEMPTS
750.249	Uttering & Publishing	14 ATTEMPTS
750.250	Forgery of State Warrant	7 ATTEMPTS
750.251	Forgery of Bank Bills/Promisory Notes	7 ATTEMPTS
750.253	Uttering & Publishing Counterfeit Bills or Notes	5 ATTEMPTS
750.254	Forged Bills, Notes, Poss w/Int to Utter & Publish	5 ATTEMPTS

TOTAL	.5	1	1.5	2	2.5	3	3.5	4	4.5	5	10	15	20	25	>25	LIFE	AVG
9,743	297	1,554	1,809	1,992	697	851	292	317	106	363	776	246	129	66	77	136	3.4
9,182	247	1,449	1,642	1,878	654	825	274	315	106	362	776	246	129	66	77	136	3.5
526	50	105	167	114	43	26	18	2		1							1.5
8	1	2	1	1	1	1		1									1.9
3				3													1.7
91	7	20	17	25	11	6	1	1		2		1					1.8
1			1														1.3
5			2	1			1				1						2.8
2			2	2													1.8
158	3	40	35	43	17	12	4	1	1	2							1.7
12	3	3	3	3													1.1
28				27						1							2.1
20				20													2.0
1		1															1.0
2		1	1														1.0
1	1																0.3
2			2														1.5
1				1													2.0
13	2	5	3	1		2											1.3
1		1															1.0
1				1													2.0
36		3	10	13	2	4	1	2			1						2.1
1						1											3.0
1		1															1.0
238	7	43	70	62	20	14	3	12		5	2						1.8
33	3	6	12	4	2	3	3										1.6
1						1											3.0
4				1	1			2									3.0
2			2														1.3
1			1														1.3

NOTE: Be sure to check for related offense codes when examining a particular type of crime. They may or may not be in sequential order or even on the same page.

B2 Commitments by Minimum Term Distribution for Men and Women — All Offenses

Includes Additional Sentences Imposed
Page Nine of Seventeen

63

GRAND TOTALS*		
VIOLATIONS		
ATTEMPTS		
Max. Penalty		
750.261	Counterfeiting - Coins/Poss of Less than 5	10 ATTEMPTS
750.280	Gross Frauds & Cheats at Common Law	10 ATTEMPTS
750.316	First Degree Murder	LIFE ATTEMPTS
750.316-A	Murder - 1st Degree - Premeditated	LIFE ATTEMPTS
750.316-B	Murder - Felony	LIFE ATTEMPTS
750.316-C	Murder - Open - Statutory Short Form	LIFE ATTEMPTS
750.317	Second Degree Murder	LIFE ATTEMPTS
750.321	Manslaughter	15 ATTEMPTS
750.321-A	Manslaughter - Statutory Short Form	15 ATTEMPTS
750.321-C	Manslaughter - Involuntary	15 ATTEMPTS
750.321-E	Manslaughter with Motor Vehicle	15 ATTEMPTS
750.324	Negligent Homicide	2 ATTEMPTS
750.329	Death, Firearm without Malice	15 ATTEMPTS
750.335A	Indecent Exposure (Sexually Delinquent Person)	LIFE ATTEMPTS
750.338	Gross Indecency Betw Males Commit/Procure	5 ATTEMPTS
750.338B	Gross Indecency Betw Male/ Female Commit/Procure	5 ATTEMPTS
750.349	Kidnapping	LIFE ATTEMPTS
750.356	Larceny	10 ATTEMPTS
750.356-A	Larceny - Over \$100	5 ATTEMPTS

TOTAL	.5	1	1.5	2	2.5	3	3.5	4	4.5	5	10	15	20	25	>25	LIFE	AVG
9,743	297	1,554	1,809	1,992	697	851	292	317	106	363	776	246	129	66	77	136	3.4
9,182	247	1,449	1,642	1,878	654	825	274	315	106	362	776	246	129	66	77	136	3.5
526	50	105	167	114	43	26	18	2		1							1.5
1					1												2.3
2		1		1													1.5
5																5	
47						1										46	2.9
34																34	
20													1	1		18	20.5
197						2		1		1	26	42	42	30	38	15	20.4
6						1	1	2		1	1						4.5
38		1	3	3	3	4	1	6	1	4	11	1					4.7
22			1	7	2	2	1	1		1	7						4.2
6				1	1			1	2		1						3.9
3		1	2														1.2
1											1						10.0
1			1														1.5
3		2		1													1.3
7		2		2	3												1.9
25							2		2	1	8	6	5			1	11.0
3				1	2												2.2
2	1					1											1.6
1			1														1.5
31	1	3	8	4	9	3	2			1							2.1
4			1	3													1.6

NOTE: Be sure to check for related offense codes when examining a particular type of crime. They may or may not be in sequential order or even on the same page.

B2 Commitments by Minimum Term Distribution for Men and Women — All Offenses

Includes Additional Sentences Imposed
Page Ten of Seventeen

64

GRAND TOTALS*		
VIOLATIONS		
ATTEMPTS		
Max. Penalty		
750.356A	Larceny, Motor Vehicle	10 ATTEMPTS
750.356A-A	Larceny - From a Motor Vehicle	5 ATTEMPTS
750.356A-B	Break and Enter - A Vehicle	5 ATTEMPTS
750.356A-C	Steal Prop. Over \$5	ATTEMPTS
750.356A-C	Break and Enter - A Vehicle	5 ATTEMPTS
750.356A-C	(with Damage)	ATTEMPTS
750.356A1	Break and Enter - A Vehicle	5 ATTEMPTS
750.356A1	(w Damage)	ATTEMPTS
750.356A1	Larceny - From a Motor Vehicle	5 ATTEMPTS
750.356A2A	Break and Enter - Vehicle	MISD ATTEMPTS
750.356A2C1	Steal Prop. <\$200	ATTEMPTS
750.356A2C1	Break and Enter - Vehicle Steal Prop. \$1K - <\$20K	5 ATTEMPTS
750.356A3	Break and Enter - A Vehicle	5 ATTEMPTS
750.356A3	(with Damage)	ATTEMPTS
750.356B	B & E Coin Operated Telephone	4 ATTEMPTS
750.356C	Retail Fraud - 1st Degree	5 ATTEMPTS
750.356D	Retail Fraud - 2nd Degree	1 ATTEMPTS
750.3562A	Larceny - \$20,000 or More	10 ATTEMPTS
750.3563A	Larceny - \$1,000 Or More But < \$20,000	5 ATTEMPTS
750.3563B	Larceny - \$200 Or More But < \$1,000 - 2nd Off	5 ATTEMPTS
750.3564A	Larceny - \$200 Or More But < \$1,000	1 ATTEMPTS
750.357	Larceny from Person	10 ATTEMPTS
750.357B	Firearms, Stealing of Another	5 ATTEMPTS
750.360	Larceny in Building	4 ATTEMPTS

TOTAL	.5	1	1.5	2	2.5	3	3.5	4	4.5	5	10	15	20	25	>25	LIFE	AVG
9,743	297	1,554	1,809	1,992	697	851	292	317	106	363	776	246	129	66	77	136	3.4
9,182	247	1,449	1,642	1,878	654	825	274	315	106	362	776	246	129	66	77	136	3.5
526	50	105	167	114	43	26	18	2		1							1.5
3	1	1			1												1.2
3		1		1			1										2.1
15			6	3	3	1	2										2.1
2			1	1													1.6
8	1	2	2	1	1	1											1.5
2			1	1													1.5
3	1		1		1												1.5
19	1	6	8	4													1.2
1			1														1.4
1				1													1.9
5		1	2	2													1.5
32	1	13	9	6	2	1											1.3
4	1	1	2														1.1
1			1														1.3
1		1															1.0
141	8	41	42	28	10	10	2										1.5
4		1	2	1													1.4
2			1		1												1.8
1										1							5.0
27	1	5	5	7	2	4	1	2									1.9
2		1			1												1.7
5		1	1	1	1	1											1.9
2				2													1.8
94	1	12	16	35	8	12	4	2	1	2	1						2.1
10			3	3	3	1											2.0
8		1	3	2		2											1.8
135	4	23	47	36	11	13					1						1.7
17	1	2	14														1.1

NOTE: Be sure to check for related offense codes when examining a particular type of crime. They may or may not be in sequential order or even on the same page.

B2 Commitments by Minimum Term Distribution for Men and Women — All Offenses

Includes Additional Sentences Imposed
Page Eleven of Seventeen

65

GRAND TOTALS*		
VIOLATIONS		
ATTEMPTS		
Max. Penalty		
750.362	Larceny By Conversion	10 ATTEMPTS
750.362-A	Larceny - By Conversion Over \$100	5 ATTEMPTS
750.362AA	Failure to Return Rented Property Over \$100	2 ATTEMPTS
750.362A3A	Fail to Return Rented Property Betw \$1K & <\$20K	5 ATTEMPTS
750.3622A	Larceny by Conversion \$20K+	10 ATTEMPTS
750.3623A	Larceny - By Conversion Betw \$1K and <\$20K	5 ATTEMPTS
750.363	Larceny by False Personation	10 ATTEMPTS
750.377A	Malicious Destr. of Personal Property	10 ATTEMPTS
750.377AA	Malicious Destr. of Personal Property Over \$100	4 ATTEMPTS
750.377A1B1	Mal Destr. of Personal Property Betw \$1K & <\$20K	5 ATTEMPTS
750.377B	Mal Destr. Police or Fire Dept Property	4 ATTEMPTS
750.380	Malicious Destruction of Building	10 ATTEMPTS
750.380A	Malicious Destruction of Building Over \$100	4 ATTEMPTS
750.3802A	Malicious Destr. of Building Over \$20K	10 ATTEMPTS
750.3803A	Malicious Destr. of Building Betw \$1K & <\$20K	5 ATTEMPTS
750.411A1B	False Report of a Felony	4 ATTEMPTS
750.411A2	False Bomb Threat	10 ATTEMPTS
750.411I	Stalking, Aggravated	5 ATTEMPTS
750.413	Unlawfully Driving Away an Automobile	5 ATTEMPTS

TOTAL	.5	1	1.5	2	2.5	3	3.5	4	4.5	5	10	15	20	25	>25	LIFE	AVG
9,743	297	1,554	1,809	1,992	697	851	292	317	106	363	776	246	129	66	77	136	3.4
9,182	247	1,449	1,642	1,878	654	825	274	315	106	362	776	246	129	66	77	136	3.5
526	50	105	167	114	43	26	18	2		1							1.5
1			1														1.5
14		5	3	4	1	1											1.6
1		1															1.0
2			2														1.3
3		1				2											2.2
1			1														1.3
2			1			1											2.1
7			1	3	1	1	1										2.2
2				1	1												2.2
4		1	1	1	1												1.7
1			1														1.3
10		2	4	2	2												1.9
4	1		2	1													1.2
11		1	4	4	2												1.7
18		3	3	7	1	2	2										1.9
1			1														1.1
2	1		1														1.0
10		1	3	3	2	1											1.8
2			1	1													1.4
2					1	1											2.7
5		2	1	2													1.5
11		3	5	2		1											1.5
4			1	1	1	1											2.1
45		4	11	12	4	7	4	1		1	1						2.2
1			1														1.3
158	4	25	47	51	14	13	1	2		1							1.7
11	3	1		6		1											1.3

NOTE: Be sure to check for related offense codes when examining a particular type of crime. They may or may not be in sequential order or even on the same page.

B2 Commitments by Minimum Term Distribution for Men and Women — All Offenses

Includes Additional Sentences Imposed
Page Twelve of Seventeen

99

GRAND TOTALS*		
VIOLATIONS		
ATTEMPTS		
Max. Penalty		
750.414	Unlawful Use Auto w/o Intent to Steal	2 ATTEMPTS
750.4152	MV Conceal or Misrep ID w/Intent to Mislead (Felony)	4 ATTEMPTS
750.422	Perjury, Court Proceeding	15 ATTEMPTS
750.4361	Poison, Food/Drink/Medicine/Wells	5 ATTEMPTS
750.439	Polygamy	4 ATTEMPTS
750.451-B	Prostitution - 3rd Offense	2 ATTEMPTS
750.479	Obstruct/Resist Public Officer Serve/Execute Process	2 ATTEMPTS
750.479-B	Police Officer - Resist & Obstruct	2 ATTEMPTS
750.479A-B	Peace Officer - Resist Arrest Injury Inflicted	2 ATTEMPTS
750.479A2	Police Officer - Fleeing - 4th Degree	2 ATTEMPTS
750.479A3	Police Officer - Fleeing 3rd Degree	5 ATTEMPTS
750.479A4	Police Officer - Fleeing - 2nd Offense	10 ATTEMPTS
750.479A4-A	Police Officer - Fleeing (Penal Code) - 2nd Degree	10 ATTEMPTS
750.479A5-A	Police Officer - Fleeing (Penal Code) - 1st Degree	15 ATTEMPTS
750.479B	Peace Officer, Disarming	10 ATTEMPTS
750.479B2	Peace Officer - Disarming Firearm	10 ATTEMPTS
750.50C7	Police Animal - Injure/Harass While Commit Crime	2 ATTEMPTS
750.505-A	Obstruction of Justice	5 ATTEMPTS
750.505-B	Accessory After the Fact to Felony	5 ATTEMPTS

TOTAL	.5	1	1.5	2	2.5	3	3.5	4	4.5	5	10	15	20	25	>25	LIFE	AVG
9,743	297	1,554	1,809	1,992	697	851	292	317	106	363	776	246	129	66	77	136	3.4
9,182	247	1,449	1,642	1,878	654	825	274	315	106	362	776	246	129	66	77	136	3.5
526	50	105	167	114	43	26	18	2		1							1.5
33	2	7	22	1	1												1.2
2		1			1												1.7
1			1														1.4
1			1														1.2
2		1									1						3.3
1							1										3.3
1				1													2.0
1			1														1.3
5	1	1	3														1.1
3		1	2														1.2
87	4	20	42	12	2	6		1									1.4
3		1	1	1													1.4
22		6	15	1													1.2
123	3	17	39	34	14	12	1	1		1	1						1.8
4			1	3													1.5
1						1											2.6
4				1	1	1					1						3.5
1											1						6.0
1			1														1.5
5				1	1	2	1										2.6
1				1													2.0
1		1															1.0
6			3	3													1.7
10	1		2	4	1	1	1										1.9

NOTE: Be sure to check for related offense codes when examining a particular type of crime. They may or may not be in sequential order or even on the same page.

B2 Commitments by Minimum Term Distribution for Men and Women — All Offenses

Includes Additional Sentences Imposed
Page Thirteen of Seventeen

67

GRAND TOTALS*		
VIOLATIONS		
ATTEMPTS		
Max. Penalty		
750.520B	CSC - 1st Degree	LIFE
	Multiple Variables	ATTEMPTS
750.520B1A	CSC - 1st Degree -	LIFE
	Person Under 13	ATTEMPTS
750.520B1B	CSC - 1st Degree -	LIFE
	Relationship	ATTEMPTS
750.520B1C	CSC - 1st Degree -	LIFE
	During Felony	ATTEMPTS
750.520B1D	CSC - 1st Degree -	LIFE
	Accomplices	ATTEMPTS
750.520B1E	CSC - 1st Degree -	LIFE
	Weapon Used	ATTEMPTS
750.520B1F	CSC - 1st Degree -	LIFE
	Personal Injury	ATTEMPTS
750.520B1G	CSC - 1st Degree - Injury to	LIFE
	Incap. Victim	ATTEMPTS
750.520B1H	CSC - 1st Degree - Mentally	LIFE
	Disabled-Relation	ATTEMPTS
750.520C	CSC, 2nd Degree	15
	Multiple Variables	ATTEMPTS
750.520C1A	CSC - 2nd Degree -	15
	Person Under 13	ATTEMPTS
750.520C1B	CSC - 2nd Degree -	15
	Relationship	ATTEMPTS
750.520C1F	CSC - 2nd Degree -	15
	Personal Injury	ATTEMPTS
750.520C1G	CSC - 2nd Degree - Injury to	15
	Incap. Victim	ATTEMPTS
750.520C1H	CSC - 2nd Degree - Mentally	15
	Disabled-Relation	ATTEMPTS
750.520D	CSC, 3rd Degree	15
	Multiple Variables	ATTEMPTS
750.520D1A	CSC - 3rd Degree - Person	15
	13 Through 15	ATTEMPTS
750.520D1B	CSC - 3rd Degree -	15
	Force or Coercion	ATTEMPTS
750.520D1C	CSC - 3rd Degree - Incapaci-	15
	tated Victim	ATTEMPTS

TOTAL	.5	1	1.5	2	2.5	3	3.5	4	4.5	5	10	15	20	25	>25	LIFE	AVG
9,743	297	1,554	1,809	1,992	697	851	292	317	106	363	776	246	129	66	77	136	3.4
9,182	247	1,449	1,642	1,878	654	825	274	315	106	362	776	246	129	66	77	136	3.5
526	50	105	167	114	43	26	18	2		1							1.5
36				1	1			1		5	13	7	3	1	2	2	11.1
2			1	1													1.6
147		2		6	3	5	6	3	5	15	43	30	13	9	5	2	10.7
6				2		2	2										2.7
39				2		1	1	3		6	14	6	3	3			9.4
1				1													1.9
15						1					3	4	1	1	5		20.3
9					1		1	1			5			1			7.7
21				1	1				1		1	3	2	6	5	1	20.3
15		1		1		1	1				2	3	4	2			12.5
2												1	1				17.5
1							1										3.5
31	1	1	1	6	2	10		3		2	4		1				3.8
1					1												2.5
187	1	7	7	36	13	32	5	15	3	30	37	1					3.9
13		2	2	4	4		1										1.9
25			3	2	2	9	2	2	1	3	1						3.2
3			2		1												1.8
9		1		1	1	1	1			2	2						4.2
3				1	1						1						3.8
1										1							4.8
54	1	6	3	8	2	12	4	3		7	7	1					3.6
4		1	1		2												1.8
165	3	13	14	27	13	29	8	16	2	20	19		1				3.3
22			5	9	4	2	2										2.1
71		3	2	13	2	8	2	8	2	9	19	3					4.7
4		1	1		1			1									2.2
11		3	1	3	1	2					1						2.3
1				1													2.0

NOTE: Be sure to check for related offense codes when examining a particular type of crime. They may or may not be in sequential order or even on the same page.

B2 Commitments by Minimum Term Distribution for Men and Women — All Offenses

Includes Additional Sentences Imposed

Page Fourteen of Seventeen

69

GRAND TOTALS*		
VIOLATIONS		
ATTEMPTS		
Max. Penalty		
750.520D1D	CSC - 3rd Degree - Incest	15 ATTEMPTS
750.520E	CSC, 4th Degree Multiple Variables	2 ATTEMPTS
750.520E1A	CSC - 4th Degree - Force or Coercion	2 ATTEMPTS
750.520E1A-A	CSC - 4th Degree - Victim 13 Through 15	2 ATTEMPTS
750.520E1B	CSC - 4th Degree - Incapacitated Victim	2 ATTEMPTS
750.520E1G	CSC - 4th Degree - Incest	2 ATTEMPTS
750.520F	CSC - 2nd Offense	LIFE ATTEMPTS
750.520G	CSC - Assault w/Intent to Commit CSC	10 ATTEMPTS
750.520G1	CSC - Assault w/Intent to Commit Sexual Penetration	10 ATTEMPTS
750.520G2	CSC - Assault w/Intent to Commit CSC, 2nd Degree	5 ATTEMPTS
750.529	Robbery Armed	LIFE ATTEMPTS
750.529A	Car Jacking	LIFE ATTEMPTS
750.530	Robbery Unarmed	15 ATTEMPTS
750.531	Robbery, Bank/Safe/Vault	LIFE ATTEMPTS
750.531-A	Bank Robbery	LIFE ATTEMPTS
750.531-B	Safe Breaking	LIFE ATTEMPTS
750.535	Stolen Property - Receiving and Concealing	10 ATTEMPTS
750.535-A	Stolen Property - Rec & Conceal Over \$100	5 ATTEMPTS
750.535A2	Motor Vehicles - Operating a Chop Shop	10 ATTEMPTS

TOTAL	.5	1	1.5	2	2.5	3	3.5	4	4.5	5	10	15	20	25	>25	LIFE	AVG
9,743	297	1,554	1,809	1,992	697	851	292	317	106	363	776	246	129	66	77	136	3.4
9,182	247	1,449	1,642	1,878	654	825	274	315	106	362	776	246	129	66	77	136	3.5
526	50	105	167	114	43	26	18	2		1							1.5
7					1	2		1			3						4.9
2				1			1										2.5
12		1	9	1	1												1.4
34	1	4	27		1						1						1.4
7		1	5								1						2.0
4			4														1.4
4		1	3														1.2
1												1					14.0
2			1			1											2.2
62		2	3	21	3	10	4	4	1	3	10	1					3.3
4				3				1									2.4
14		2	1	4	1		6										2.4
434	1	6	5	26	40	33	24	23	20	36	140	50	17	5	7	1	7.1
3		1	1	1													1.4
81				3	6	7	4	5	7	5	28	14	2				6.9
3		1		2													1.6
203	3	11	13	45	16	21	11	22	6	21	29	3	2				3.7
4				2	1	1											2.3
3					1						2						6.8
39	1	3	1	5	3	4	1	2	1	5	8	2	2	1			6.0
1			1														1.5
17		1		2	2	2		4		1	3	1	1				5.1
1			1														1.5
1							1										3.3
1		1															0.6
73	5	17	20	17	5	6	3										1.6
8		1	4	3													1.5
2				1		1											2.5

NOTE: Be sure to check for related offense codes when examining a particular type of crime. They may or may not be in sequential order or even on the same page.

B2 Commitments by Minimum Term Distribution for Men and Women — All Offenses

Includes Additional Sentences Imposed
Page Fifteen of Seventeen

69

GRAND TOTALS*		
VIOLATIONS		
ATTEMPTS		
Max. Penalty		
ATTEMPTS		
750.535B	Weapons, Firearms - Receiving & Concealing	10
ATTEMPTS		
750.5352A	Stolen Property - Rec & Conc \$20K+	10
ATTEMPTS		
750.5353A	Stolen Property - Rec & Conc Betw \$1K & <\$20K	5
ATTEMPTS		
750.5353B	Stolen Prop - Rec & Conc Betw \$200 & <\$1K, 2nd Off	5
ATTEMPTS		
750.72	Burning Dwelling House	20
ATTEMPTS		
750.72-A	Arson - Dwelling House	20
ATTEMPTS		
750.72-B	Arson - Dwelling House Curtilage	20
ATTEMPTS		
750.73	Arson - Real Property	10
ATTEMPTS		
750.74B	Arson - Personal Property Over \$50	4
ATTEMPTS		
750.741C1	Arson - Real/Personal Property Betw \$1K & <\$20K	5
ATTEMPTS		
750.741D1	Arson - Personal Property \$20K+	10
ATTEMPTS		
750.75	Arson - Insured Property	10
ATTEMPTS		
750.77-B	Arson - Prepare to Burn Real or Personal Prop >\$50	4
ATTEMPTS		
750.771D1	Arson - Prepare to Burn Prop \$20K+	10
ATTEMPTS		
750.78	Arson - Setting Fire to Woods/Prairies/Grounds	4
ATTEMPTS		
750.81A	Assault - Aggravated	1
ATTEMPTS		
750.81A3	Domestic Violence - Aggravated 2nd Offense	1
ATTEMPTS		
750.812	Domestic Violence	MISD
ATTEMPTS		

TOTAL	.5	1	1.5	2	2.5	3	3.5	4	4.5	5	10	15	20	25	>25	LIFE	AVG
9,743	297	1,554	1,809	1,992	697	851	292	317	106	363	776	246	129	66	77	136	3.4
9,182	247	1,449	1,642	1,878	654	825	274	315	106	362	776	246	129	66	77	136	3.5
526	50	105	167	114	43	26	18	2		1							1.5
16		2	5	5		2	1	1									2.0
2			1	1													1.7
35	2	3	8	11	2	4		1		3	1						2.3
1			1														1.5
184	18	48	37	52	5	17	4	3									1.6
12		1	10	1													1.3
1		1															1.0
2				2													2.0
2	1	1															0.7
33		1	4	5	4	3		3	2		10	1					4.3
2					2												2.5
5					1					2	1				1		9.5
12			1	2		3	1	1		4							3.4
2	1		1														0.9
1			1														1.2
1			1														1.3
5		1	4														1.4
1				1													2.0
1			1														1.1
1				1													2.0
1											1						6.0
1				1													2.0
3		2		1													1.3
1	1																0.5
1			1														1.5
2		1	1														1.1

NOTE: Be sure to check for related offense codes when examining a particular type of crime. They may or may not be in sequential order or even on the same page.

B2 Commitments by Minimum Term Distribution for Men and Women — All Offenses

Includes Additional Sentences Imposed
Page Sixteen of Seventeen

70

		GRAND TOTALS*
VIOLATIONS		
ATTEMPTS		
Max. Penalty		
750.814	Domestic Violence 2	
	3rd Offense	ATTEMPTS
750.82	Felonious Assault 4	
		ATTEMPTS
750.822	Weapon-Free School - Assault w/ 4	
	Dangerous Weapon	ATTEMPTS
750.83	Asslt W/Int to Commit Murder LIFE	
		ATTEMPTS
750.84	Asslt W/Int Gr Bod Hrm Less 10	
	Murder	ATTEMPTS
750.86	Assault W/Intent to Maim 10	
		ATTEMPTS
750.87	Asslt W/Intent to Commit Felony 10	
		ATTEMPTS
750.88	Asslt W/Intent to Rob & Steal 15	
	Unarmed	ATTEMPTS
750.89	Asslt W/Intent to Rob & Steal LIFE	
	Armed	ATTEMPTS
750.90	Sexual Intercourse, Under Pretext 10	
	Medical Treatment	ATTEMPTS
750.91	Attempt to Murder LIFE	
		ATTEMPTS
752.1003	False Health Care Claims 4	
		ATTEMPTS
752.10542	Copy Audio/Video For Gain - 5	
	Felony	ATTEMPTS
752.191	Felonious Driving 2	
		ATTEMPTS
752.543	Unlawful Assembly 5	
		ATTEMPTS
752.811A	Break & Enter - Coin-Operated 3	
	Device	ATTEMPTS
752.861	Weapons - Firearms, Careless Use 2	
	Causing Injury/Death	ATTEMPTS
769.12	Habitual Offender LIFE	
	Fourth Felony	ATTEMPTS
800.281	Prisons - Contraband 5	
		ATTEMPTS

TOTAL	.5	1	1.5	2	2.5	3	3.5	4	4.5	5	10	15	20	25	>25	LIFE	AVG
9,743	297	1,554	1,809	1,992	697	851	292	317	106	363	776	246	129	66	77	136	3.4
9,182	247	1,449	1,642	1,878	654	825	274	315	106	362	776	246	129	66	77	136	3.5
526	50	105	167	114	43	26	18	2		1							1.5
33	3	4	17	6	2	1											1.4
289	22	51	83	93	15	17	1	4		2	1						1.6
25	1	7	17														1.1
1			1														1.4
85	1		2	2	1	3	2	1	2	1	12	31	11	4	8	4	13.4
1					1												2.4
245	2	23	21	47	18	37	23	16	4	20	32	2					3.2
11			2	7	1	1											2.0
1						1											3.0
3		1		1					1								2.4
35	1	3	1	7	6	7	1	1		4	4						3.1
79			1	4	6	8	8	2	9	8	21	8	1		3		6.7
1				1													2.0
3								1			1				1		21.0
1				1													1.9
1	1																0.3
4		1	3														1.2
2			1	1													1.7
2			2														1.2
1			1														1.5
3																3	
1	1																0.5

NOTE: Be sure to check for related offense codes when examining a particular type of crime. They may or may not be in sequential order or even on the same page.

B2 Commitments by Minimum Term Distribution for Men and Women — All Offenses

Includes Additional Sentences Imposed
Page Seventeen of Seventeen

GRAND TOTALS*		
VIOLATIONS		
ATTEMPTS		
Max. Penalty		
800.2811	Prisons - Prisoner Furnish Contraband to Prisoner	5 ATTEMPTS
800.2813	Prisons - Bringing Contraband Into	5 ATTEMPTS
800.2814	Prisons - Prisoner Possessing Contraband	5 ATTEMPTS
800.2834	Prisons - Prisoner Possessing Weapon	5 ATTEMPTS
801.2631	Jails - Furnish Contraband to Prisoners	5 ATTEMPTS
801.2632	Jails - Prisoner Possessing Contraband	5 ATTEMPTS

TOTAL	.5	1	1.5	2	2.5	3	3.5	4	4.5	5	10	15	20	25	>25	LIFE	AVG
9,743	297	1,554	1,809	1,992	697	851	292	317	106	363	776	246	129	66	77	136	3.4
9,182	247	1,449	1,642	1,878	654	825	274	315	106	362	776	246	129	66	77	136	3.5
526	50	105	167	114	43	26	18	2		1							1.5
1				1													1.8
2		1		1													1.3
25		14	6	3	1			1									1.3
5	3	2															0.6
24	1	13	4	4		1				1							1.4
15	9	5	1														0.6
3			3														1.3
1			1														1.4

NOTES: Be sure to check for related offense codes when examining a particular type of crime. They may or may not be in sequential order or even on the same page.

*Sentences with Insufficient Information = 35.

Largest minimum term is reported.

When minimum terms exceed maximum penalties, that may be due to anomalies in criminal justice practices, habitualized offenses, database errors, etc.

Each minimum term category is rounded up from the preceding category (for example, the ten-year category includes all minimums longer than five years up to exactly ten years).

Minimum term averages are based on raw data (with life sentences excluded from the calculations).

Source: Corrections Management Information System (CMIS)

B2a Commitments by Minimum Term Distribution for Men and Women — Non-Assaultive Offenses

Includes Additional Sentences Imposed
Page One of Nine

72

GRAND TOTALS		
VIOLATIONS		
ATTEMPTS		
Max. Penalty		
28.2931	State ID Card - False Application	5 ATTEMPTS
28.729	Sex Offender - Fail to Register	4 ATTEMPTS
205.27	Income Tax: Fail to File w/Int To Defraud	5 ATTEMPTS
205.4286	Tobacco Products Tax Act - Unauth Tax Stamps	10 ATTEMPTS
257.254	MV Code - Intent to Pass False Title	10 ATTEMPTS
257.311	Driving w/o License in Possession	MISD ATTEMPTS
257.324	Operating License - Forged/ Altered/False	MISD ATTEMPTS
257.617	Fail to Stop at Accident - Serious Impairment/Death Rslt	5 ATTEMPTS
257.625	Operating Motor Vehicle - Addict or Intox	20 ATTEMPTS
257.6251-A	Operating - OUIL/Per Se	MISD ATTEMPTS
257.62510C	Operating - OWI - 3rd Offense	5 ATTEMPTS
257.6253-A	Operating Impaired	MISD ATTEMPTS
257.6256	Operating - OUIL/Per Se 3rd (Felony)	5 ATTEMPTS
257.6256-A	Operating a Vehicle - Minor	MISD ATTEMPTS
257.6256B	Operating - OUIL/Per Se/OWI - 2nd Offense	1 ATTEMPTS
257.6256D	Operating - OUIL/Per Se/OWI - 3rd Offense	5 ATTEMPTS
257.6257A2	Operating OUIL/Occupant < 16, 2nd Offense	5 ATTEMPTS
257.903	Motor Vehicle Code, False ID	15 ATTEMPTS

TOTAL	.5	1	1.5	2	2.5	3	3.5	4	4.5	5	10	15	20	25	>25	LIFE	AVG
4,005	148	692	977	1,095	354	364	126	103	19	58	60	5	1			3	1.9
3,720	118	645	875	1,035	335	347	116	103	19	58	60	5	1			3	2.0
285	30	47	102	60	19	17	10										1.5
4		2	1	1													1.3
16		2	8	2	1	3											1.7
1	1																0.1
1			1														1.5
1			1														1.5
5	1		2		2												1.5
1					1												2.5
1			1														1.3
1		1															1.0
10			2	4	1	2	1										2.2
1			1														1.4
40	2	8	10	9	3	3	4		1								1.8
1				1													2.0
1			1														1.3
1							1										3.3
1			1														1.3
1		1															1.0
642	5	91	138	232	79	54	26	8	1	5	3						1.9
4		1	1	1	1												1.7
2				1	1												2.1

NOTE: Be sure to check for related offense codes when examining a particular type of crime. They may or may not be in sequential order or even on the same page.

B2a Commitments by Minimum Term Distribution for Men and Women—Non-Assaultive Offenses

Includes Additional Sentences Imposed
 Page Two of Nine

73

		GRAND TOTALS	
		VIOLATIONS	
		ATTEMPTS	
		Max. Penalty	
257.9041B	Operate - Allow Suspend, MISD Revoked to Operate	ATTEMPTS	
257.9041C	Operate - Allow Suspend/Revoked 1 Operate, 2nd	ATTEMPTS	
400.60	Welfare Fraud	4	
		ATTEMPTS	
400.601-B	Welfare Fraud - Over \$500	4	
		ATTEMPTS	
400.602-B	Welfare Fraud - Fail to Inform	4	
	\$500 or More	ATTEMPTS	
400.6071	Medicaid Fraud - False Claim	4	
		ATTEMPTS	
432.2182	Gambling Activity-Felony	10	
	Violations	ATTEMPTS	
451.501	Blue Sky Laws - Fraudulent	10	
	Schemes/Statements	ATTEMPTS	
451.604A1X	Blue Sky Law Unauthor Use	10	
	Cust Funds	ATTEMPTS	
500.45111	Insurance - Fraudulent Acts	4	
		ATTEMPTS	
500.45112	Insurance Fraud - Conspiracies	10	
		ATTEMPTS	
750.110	Breaking & Entering	10	
		ATTEMPTS	
750.110-A	Break & Enter - Unoccup. Bldg.	10	
	w/Intent	ATTEMPTS	
750.110-B	Break & Enter Occup Bldg.	15	
	w/Intent	ATTEMPTS	
750.110A3	Home Invasion - 2nd Degree	15	
		ATTEMPTS	
750.110A4	Home Invasion - 3rd Degree	5	
		ATTEMPTS	
750.111	Entering w/o Breaking	5	
		ATTEMPTS	
750.115	Illegal Entry (w/o Owners	MISD	
	Permission)	ATTEMPTS	

TOTAL	.5	1	1.5	2	2.5	3	3.5	4	4.5	5	10	15	20	25	>25	LIFE	AVG
4,005	148	692	977	1,095	354	364	126	103	19	58	60	5	1			3	1.9
3,720	118	645	875	1,035	335	347	116	103	19	58	60	5	1			3	2.0
285	30	47	102	60	19	17	10										1.5
1		1															1.0
1				1													2.0
1	1																0.3
1			1														1.5
3	3																0.2
1		1															1.0
1					1												2.5
1		1															1.0
1		1															0.8
1		1															1.0
1			1														1.5
2	1	1															0.7
338	6	32	62	102	36	44	16	22	3	8	7						2.2
38		8	7	11	2	4	6										1.9
6			1	3	1	1											2.0
1			1														1.5
3				1		1					1						4.3
421	5	23	51	95	46	75	22	33	9	20	38	3	1				3.0
35	1	1	9	11	7	6											2.0
16		4	4	4	2	1				1							1.9
1			1														1.1
27	1	6	5	7	3	3	2										1.8
2	1	1															0.7
2						1				1							3.9

NOTE: Be sure to check for related offense codes when examining a particular type of crime. They may or may not be in sequential order or even on the same page.

B2a Commitments by Minimum Term Distribution for Men and Women — Non-Assaultive Offenses

Includes Additional Sentences Imposed
Page Three of Nine

74

		GRAND TOTALS	
		VIOLATIONS	
		ATTEMPTS	
		Max. Penalty	
750.116	Possession of Burglars Tools	10	
	ATTEMPTS		
750.117	Bribery of Public Officer	4	
	ATTEMPTS		
750.131A1	Check - No Account	2	
	ATTEMPTS		
750.131A2	Check - 3 Non-Sufficient Funds	2	
	Within 10 Days	ATTEMPTS	
750.1313C	Check - Non-Sufficient Funds	2	
	\$500 or More	ATTEMPTS	
750.157B3	Solicit to Commit Felony	5	
	ATTEMPTS		
750.157N	Financial Transaction Device,	4	
	Steal/Retain/Poss	ATTEMPTS	
750.157N1	Financial Transaction Device -	4	
	Steal/Retain w/o Perm	ATTEMPTS	
750.157N2	Financial Transaction Device -	4	
	Poss Fraudulent One	ATTEMPTS	
750.157P	Financial Transaction Device -	4	
	Poss w/Int to Use/Sell	ATTEMPTS	
750.157Q	Financial Transaction Device -	4	
	Illegal Sale/Use	ATTEMPTS	
750.157U	Financial Transaction Device -	4	
	Overcharging	ATTEMPTS	
750.157V	Financial Transaction Device -	4	
	False ID	ATTEMPTS	
750.157W	Financial Trans Device - Fraud	10	
	Withdrawals/Transfers	ATTEMPTS	
750.157W1C1	Financial Trans Device-Fraud	5	
	Betw \$1K & <\$20K	ATTEMPTS	
750.159I1	Criminal Enterprise -	20	
	Conducting	ATTEMPTS	
750.161	Desertion & Non Support	3	
	ATTEMPTS		
750.165	Refusing to Support Spouse or	4	
	Children	ATTEMPTS	

TOTAL	.5	1	1.5	2	2.5	3	3.5	4	4.5	5	10	15	20	25	>25	LIFE	AVG
4,005	148	692	977	1,095	354	364	126	103	19	58	60	5	1			3	1.9
3,720	118	645	875	1,035	335	347	116	103	19	58	60	5	1			3	2.0
285	30	47	102	60	19	17	10										1.5
6		1	2	1		1	1										2.0
1		1															0.8
16		4	12														1.2
7		1	4	1		1											1.5
7		4	2	1													1.1
1			1														1.5
1			1														1.4
25		9	8	3	2	3											1.5
1			1														1.3
4		2	2														1.1
3	1			2													1.4
8	1	2	2		1	2											1.7
2			2														1.4
3		1	1	1													1.4
1			1														1.5
2				1	1												2.2
10		1	1	2			2	1		1	1	1					4.5
1				1													2.0
1		1															1.0
4		1		2	1												1.8
2			2														1.2

NOTE: Be sure to check for related offense codes when examining a particular type of crime. They may or may not be in sequential order or even on the same page.

B2a Commitments by Minimum Term Distribution for Men and Women—Non-Assaultive Offenses

Includes Additional Sentences Imposed

Page Four of Nine

75

		GRAND TOTALS
		VIOLATIONS
		ATTEMPTS
		Max. Penalty
750.174	Embezzle - Agt, Serv, Emp, 10 Trustee ATTEMPTS	
750.174-B	Embezzlement - Agent or 10 Trustee Over \$100 ATTEMPTS	
750.1744A	Embezzlement - Agent or Trustee 5 Betw \$1K and <\$20K ATTEMPTS	
750.1744B	Embezzle - Agent or Trustee Betw 5 \$200 & <\$1K, 2nd Off ATTEMPTS	
750.1745A	Embezzlement - Agent or Trustee 10 \$20K or More ATTEMPTS	
750.175	Embezzle - Public Officer, Agent, 10 Servant Over \$50 ATTEMPTS	
750.181	Embezzlement - Jointly Held 10 Property ATTEMPTS	
750.186A	Escape from Juvenile Facility 4 ATTEMPTS	
750.193	Break, Escape or Attempt to Break, 5 Escape Prison ATTEMPTS	
750.1952	Escape - From Felony Jail 4 Sentence ATTEMPTS	
750.1972	Escape - Awaiting Trial for Felony 4 ATTEMPTS	
750.199A	Absconding or Forfeiting Bond 4 ATTEMPTS	
750.218	False Pretenses w/Int to Defraud 10 ATTEMPTS	
750.218A	False Pretenses - \$100 or Less, 1 4th ATTEMPTS	
750.218-B	False Pretenses - Over \$100 10 ATTEMPTS	
750.2183A	False Pretenses - Betw \$200 & 1 <\$1,000 ATTEMPTS	
750.2184A	False Pretenses - \$1,000 or More, 5 Less Than \$20K ATTEMPTS	
750.2185A	False Pretenses - \$20K or More 10 ATTEMPTS	

TOTAL	.5	1	1.5	2	2.5	3	3.5	4	4.5	5	10	15	20	25	>25	LIFE	AVG
4,005	148	692	977	1,095	354	364	126	103	19	58	60	5	1			3	1.9
3,720	118	645	875	1,035	335	347	116	103	19	58	60	5	1			3	2.0
285	30	47	102	60	19	17	10										1.5
1	1																0.3
15		4	6	3		1		1									1.7
5	1		2	1		1											1.6
7			2	3		1	1										2.1
2		1		1													1.3
1			1														1.1
6				2	1	1			1	1							3.1
1	1																0.5
1									1								4.5
1								1									4.0
6			3	2	1												1.7
2			2														1.4
104	5	50	27	17	2		1	2									1.3
9		5	3	1													1.1
13		3	7	2		1											1.5
1			1														1.3
18	3	9	2	1	1				1		1						1.7
2			2														1.3
23	3	2	9	4	3		1	1									1.6
4			4														1.3
2				1				1									3.0
1		1															1.0
18	2	1	2	7	1	3	1	1									2.0
4	1				2		1										2.1
1								1									3.8
14		2	2	4		1	3			1	1						2.6
4			1	1		1				1							2.8

NOTE: Be sure to check for related offense codes when examining a particular type of crime. They may or may not be in sequential order or even on the same page.

B2a Commitments by Minimum Term Distribution for Men and Women — Non-Assaultive Offenses

Includes Additional Sentences Imposed
Page Five of Nine

76

		GRAND TOTALS	
		VIOLATIONS	
		ATTEMPTS	
		Max. Penalty	
750.224B	Weapon, Short-Barrel Shotgun/ Rifle	5 ATTEMPTS	
750.224F	Weapon-Firearm, Poss by Felon	5 ATTEMPTS	
750.226	Carry Weapon w/Unlawful Intent	5 ATTEMPTS	
750.227	Carrying Concealed Weapons	5 ATTEMPTS	
750.227B	Felony Firearm	10 ATTEMPTS	
750.227B-A	Weapons - Felony Firearm	2 ATTEMPTS	
750.227C	Poss of Loaded Firearm in Vehicle	2 ATTEMPTS	
750.227D	Poss of Firearm in Motor Vehicle	MISD ATTEMPTS	
750.227F	Body Armor - Wear During Violent Crime	4 ATTEMPTS	
750.237A1	Weapon Free School Zone, General Felony	1 ATTEMPTS	
750.248	Forgery of Records, Other Instruments	14 ATTEMPTS	
750.248A	Financial Transaction Device - Utter & Publish	4 ATTEMPTS	
750.249	Uttering & Publishing	14 ATTEMPTS	
750.250	Forgery of State Warrant	7 ATTEMPTS	
750.251	Forgery of Bank Bills/Promisory Notes	7 ATTEMPTS	
750.253	Uttering & Publishing Counterfeit Bills or Notes	5 ATTEMPTS	
750.254	Forged Bills, Notes, Poss w/Int to Utter & Publish	5 ATTEMPTS	
750.261	Counterfeiting - Coins/Poss of Less than 5	10 ATTEMPTS	

TOTAL	.5	1	1.5	2	2.5	3	3.5	4	4.5	5	10	15	20	25	>25	LIFE	AVG
4,005	148	692	977	1,095	354	364	126	103	19	58	60	5	1			3	1.9
3,720	118	645	875	1,035	335	347	116	103	19	58	60	5	1			3	2.0
285	30	47	102	60	19	17	10										1.5
8	1	2	1	1	1	1		1									1.9
3				3													1.7
91	7	20	17	25	11	6	1	1		2		1					1.8
1			1														1.3
5			2	1			1				1						2.8
2				2													1.8
158	3	40	35	43	17	12	4	1	1	2							1.7
12	3	3	3	3													1.1
28				27						1							2.1
20				20													2.0
1		1															1.0
2		1	1														1.0
1	1																0.3
2			2														1.5
1				1													2.0
36		3	10	13	2	4	1	2			1						2.1
1						1											3.0
1		1															1.0
238	7	43	70	62	20	14	3	12		5	2						1.8
33	3	6	12	4	2	3	3										1.6
1						1											3.0
4				1	1			2									3.0
2			2														1.3
1			1														1.3
1					1												2.3

NOTE: Be sure to check for related offense codes when examining a particular type of crime. They may or may not be in sequential order or even on the same page.

B2a Commitments by Minimum Term Distribution for Men and Women — Non-Assaultive Offenses

Includes Additional Sentences Imposed

Page Six of Nine

77

GRAND TOTALS		
VIOLATIONS		
ATTEMPTS		
Max. Penalty		
750.280	Gross Frauds & Cheats at Common Law	10 ATTEMPTS
750.356	Larceny	10 ATTEMPTS
750.356-A	Larceny - Over \$100	5 ATTEMPTS
750.356A	Larceny, Motor Vehicle	10 ATTEMPTS
750.356A-A	Larceny - From a Motor Vehicle	5 ATTEMPTS
750.356A-B	Break and Enter - A Vehicle Steal Prop. Over \$5	5 ATTEMPTS
750.356A-C	Break and Enter - A Vehicle (with Damage)	5 ATTEMPTS
750.356A-C	Break and Enter - A Vehicle (w Damage)	5 ATTEMPTS
750.356A1	Larceny - From a Motor Vehicle	5 ATTEMPTS
750.356A2A	Break and Enter - Vehicle Steal Prop. <\$200	MISD ATTEMPTS
750.356A2C1	Break and Enter - Vehicle Steal Prop. \$1K - <\$20K	5 ATTEMPTS
750.356A3	Break and Enter - A Vehicle (with Damage)	5 ATTEMPTS
750.356B	B & E Coin Operated Telephone	4 ATTEMPTS
750.356C	Retail Fraud - 1st Degree	5 ATTEMPTS
750.356D	Retail Fraud - 2nd Degree	1 ATTEMPTS
750.3562A	Larceny - \$20,000 or More	10 ATTEMPTS
750.3563A	Larceny - \$1,000 Or More But < \$20,000	5 ATTEMPTS
750.3563B	Larceny - \$200 Or More But < \$1,000 - 2nd Off	5 ATTEMPTS

TOTAL	.5	1	1.5	2	2.5	3	3.5	4	4.5	5	10	15	20	25	>25	LIFE	AVG
4,005	148	692	977	1,095	354	364	126	103	19	58	60	5	1			3	1.9
3,720	118	645	875	1,035	335	347	116	103	19	58	60	5	1			3	2.0
285	30	47	102	60	19	17	10										1.5
2		1		1													1.5
2	1					1											1.6
1			1														1.5
31	1	3	8	4	9	3	2			1							2.1
4			1	3													1.6
3	1	1			1												1.2
3		1		1			1										2.1
15			6	3	3	1	2										2.1
2			1	1													1.6
8	1	2	2	1	1	1											1.5
2			1	1													1.5
3	1		1		1												1.5
19	1	6	8	4													1.2
1			1														1.4
1				1													1.9
5		1	2	2													1.5
32	1	13	9	6	2	1											1.3
4	1	1	2														1.1
1			1														1.3
1		1															1.0
141	8	41	42	28	10	10	2										1.5
4		1	2	1													1.4
2			1		1												1.8
1										1							5.0
27	1	5	5	7	2	4	1	2									1.9
2		1			1												1.7
5		1	1	1	1	1											1.9

NOTE: Be sure to check for related offense codes when examining a particular type of crime. They may or may not be in sequential order or even on the same page.

B2a Commitments by Minimum Term Distribution for Men and Women — Non-Assaultive Offenses

Includes Additional Sentences Imposed
Page Seven of Nine

78

		GRAND TOTALS	
		VIOLATIONS	
		ATTEMPTS	
		Max. Penalty	
750.3564A	Larceny - \$200 Or More But	1	
	< \$1,000	ATTEMPTS	
750.357	Larceny from Person	10	
		ATTEMPTS	
750.357B	Firearms, Stealing of Another	5	
		ATTEMPTS	
750.360	Larceny in Building	4	
		ATTEMPTS	
750.362	Larceny By Conversion	10	
		ATTEMPTS	
750.362-A	Larceny - By Conversion Over	5	
	\$100	ATTEMPTS	
750.362AA	Failure to Return Rented Property	2	
	Over \$100	ATTEMPTS	
750.362A3A	Failure to Return Rented Property	5	
	Betw \$1K & <\$20K	ATTEMPTS	
750.3622A	Larceny by Conversion \$20K+	10	
		ATTEMPTS	
750.3623A	Larceny - By Conversion Betw	5	
	\$1K and <\$20K	ATTEMPTS	
750.363	Larceny by False Personation	10	
		ATTEMPTS	
750.377A	Malicious Destr. of Personal	10	
	Property	ATTEMPTS	
750.377AA	Malicious Destr. of Personal	4	
	Property Over \$100	ATTEMPTS	
750.377A1B1	Mal Destr. of Personal Property	5	
	Betw \$1K & <\$20K	ATTEMPTS	
750.380	Malicious Destruction of	10	
	Building	ATTEMPTS	
750.380A	Malicious Destr. of Building	4	
	Over \$100	ATTEMPTS	
750.3802A	Malicious Destr. of Building	10	
	Over \$20K	ATTEMPTS	
750.3803A	Malicious Destr. of Building	5	
	Betw \$1K & <\$20K	ATTEMPTS	

TOTAL	.5	1	1.5	2	2.5	3	3.5	4	4.5	5	10	15	20	25	>25	LIFE	AVG
4,005	148	692	977	1,095	354	364	126	103	19	58	60	5	1			3	1.9
3,720	118	645	875	1,035	335	347	116	103	19	58	60	5	1			3	2.0
285	30	47	102	60	19	17	10										1.5
2				2													1.8
94	1	12	16	35	8	12	4	2	1	2	1						2.1
10			3	3	3	1											2.0
8		1	3	2		2											1.8
135	4	23	47	36	11	13					1						1.7
17	1	2	14														1.1
1			1														1.5
14		5	3	4	1	1											1.6
1		1															1.0
2			2														1.3
3		1				2											2.2
1			1														1.3
2			1			1											2.1
7			1	3	1	1	1										2.2
2				1	1												2.2
4		1	1	1	1												1.7
1			1														1.3
10		2	4	2	2												1.9
4	1		2	1													1.2
11		1	4	4	2												1.7
2	1		1														1.0
10		1	3	3	2	1											1.8
2			1	1													1.4
2					1	1											2.7
5		2	1	2													1.5

NOTE: Be sure to check for related offense codes when examining a particular type of crime. They may or may not be in sequential order or even on the same page.

B2a Commitments by Minimum Term Distribution for Men and Women—Non-Assaultive Offenses

Includes Additional Sentences Imposed
Page Eight of Nine

79

		GRAND TOTALS	
		VIOLATIONS	
		ATTEMPTS	
		Max. Penalty	
750.411A1B	False Report of a Felony	4	
	ATTEMPTS		
750.411A2	False Bomb Threat	10	
	ATTEMPTS		
750.413	Unlawfully Driving Away an Automobile	5	
	ATTEMPTS		
750.414	Unlawful Use Auto w/o Intent to Steal	2	
	ATTEMPTS		
750.4152	MV Conceal or Misrep ID w/Intent to Mislead (Felony)	4	
	ATTEMPTS		
750.422	Perjury, Court Proceeding	15	
	ATTEMPTS		
750.439	Polygamy	4	
	ATTEMPTS		
750.451-B	Prostitution - 3rd Offense	2	
	ATTEMPTS		
750.505-A	Obstruction of Justice	5	
	ATTEMPTS		
750.505-B	Accessory After the Fact to Felony	5	
	ATTEMPTS		
750.535	Stolen Property - Receiving and Concealing	10	
	ATTEMPTS		
750.535-A	Stolen Property - Receiving & Concealing Over \$100	5	
	ATTEMPTS		
750.535A2	Motor Vehicles - Operating a Chop Shop	10	
	ATTEMPTS		
750.535B	Weapons, Firearms - Receiving & Concealing	10	
	ATTEMPTS		
750.5352A	Stolen Property - Rec & Conc \$20K+	10	
	ATTEMPTS		
750.5353A	Stolen Property - Rec & Conc Betw \$1K & <\$20K	5	
	ATTEMPTS		
750.5353B	Stolen Prop - Rec & Conc Betw \$200 & <\$1K, 2nd Off	5	
	ATTEMPTS		
752.1003	False Health Care Claims	4	
	ATTEMPTS		

TOTAL	.5	1	1.5	2	2.5	3	3.5	4	4.5	5	10	15	20	25	>25	LIFE	AVG
4,005	148	692	977	1,095	354	364	126	103	19	58	60	5	1			3	1.9
3,720	118	645	875	1,035	335	347	116	103	19	58	60	5	1			3	2.0
285	30	47	102	60	19	17	10										1.5
11		3	5	2		1											1.5
4			1	1	1	1											2.1
158	4	25	47	51	14	13	1	2		1							1.7
11	3	1		6		1											1.3
33	2	7	22	1	1												1.2
2		1			1												1.7
1			1														1.4
1			1														1.2
2		1									1						3.3
1				1													2.0
1			1														1.3
5	1	1	3														1.1
6			3	3													1.7
10	1		2	4	1	1	1										1.9
1							1										3.3
1		1															0.6
73	5	17	20	17	5	6	3										1.6
8		1	4	3													1.5
2				1		1											2.5
16		2	5	5		2	1	1									2.0
2			1	1													1.7
35	2	3	8	11	2	4		1		3	1						2.3
1			1														1.5
184	18	48	37	52	5	17	4	3									1.6
12		1	10	1													1.3
1		1															1.0
1				1													1.9

NOTE: Be sure to check for related offense codes when examining a particular type of crime. They may or may not be in sequential order or even on the same page.

B2a Commitments by Minimum Term Distribution for Men and Women — Non-Assaultive Offenses

Includes Additional Sentences Imposed
Page Nine of Nine

08

		GRAND TOTALS	
		VIOLATIONS	
		ATTEMPTS	
		Max. Penalty	
752.10542	Copy Audio/Video For Gain - Felony	5 ATTEMPTS	
752.543	Unlawful Assembly	5 ATTEMPTS	
752.811A	Break & Enter - Coin-Operated Device	3 ATTEMPTS	
769.12	Habitual Offender Fourth Felony	LIFE ATTEMPTS	
800.281	Prisons - Contraband	5 ATTEMPTS	
800.2811	Prisons - Prisoner Furnish Contraband to Prisoner	5 ATTEMPTS	
800.2813	Prisons - Bringing Contraband Into	5 ATTEMPTS	
800.2814	Prisons - Prisoner Possessing Contraband	5 ATTEMPTS	
800.2834	Prisons - Prisoner Possessing Weapon	5 ATTEMPTS	
801.2631	Jails - Furnish Contraband to Prisoners	5 ATTEMPTS	
801.2632	Jails - Prisoner Possessing Contraband	5	

TOTAL	.5	1	1.5	2	2.5	3	3.5	4	4.5	5	10	15	20	25	>25	LIFE	AVG
4,005	148	692	977	1,095	354	364	126	103	19	58	60	5	1			3	1.9
3,720	118	645	875	1,035	335	347	116	103	19	58	60	5	1			3	2.0
285	30	47	102	60	19	17	10										1.5
1	1																0.3
2			1	1													1.7
2			2														1.2
3																3	
1	1																0.5
1				1													1.8
2		1		1													1.3
25		14	6	3	1			1									1.3
5	3	2															0.6
24	1	13	4	4		1				1							1.4
15	9	5	1														0.6
3			3														1.3
1			1														1.4

NOTES: Be sure to check for related offense codes when examining a particular type of crime. They may or may not be in sequential order or even on the same page.

Largest minimum term is reported.

When minimum terms exceed maximum penalties, that may be due to anomalies in criminal justice practices, habitualized offenses, database errors, etc.

Each minimum term category is rounded up from the preceding category (for example, the ten-year category includes all minimums longer than five years up to exactly ten years).

Minimum term averages are based on raw data (with life sentences excluded from the calculations).

Source: Corrections Management Information System (CMIS)

B2b Commitments by Minimum Term Distribution for Men and Women—Drug Offenses

Includes Additional Sentences Imposed
Page One of Two

81

GRAND TOTALS		
VIOLATIONS		
ATTEMPTS		
Max. Penalty		
333.73413	Contr. Sub, Imitation Mfg. or Distribution	2 ATTEMPTS
333.74012A1	Contr. Sub, Mfg, Del, Poss 650 or More Grams	LIFE ATTEMPTS
333.74012A2	Contr. Sub, Mfg, Del, Poss 225-649g	30 ATTEMPTS
333.74012A3	Contr. Sub, Mfg, Del, Poss 50-224g	20 ATTEMPTS
333.74012A4	Contr. Sub, Mfg, Del, Poss <50 Grams	20 ATTEMPTS
333.74012B	Contr. Sub, Mfg, Del, Poss, Sch 1-3 or Methamphet	20 ATTEMPTS
333.74012B-A	Contr. Sub, Mfg, Del, Poss (Sch 1,2,3 ex Marij & Coc)	7 ATTEMPTS
333.74012C	Contr. Sub, Mfg, Del, Poss, (Sch 4, or Add by Rule)	4 ATTEMPTS
333.74012C-A	Controlled Sub, Mfg, Del, Poss, (Sch 4)	4 ATTEMPTS
333.74012D	Controlled Sub, Mfg, Del, Poss (Sch 5)	2 ATTEMPTS
333.74012D1	Controlled Sub, Mfg, Del, Poss, 45 Kg+ Marijuana	15 ATTEMPTS
333.74012D2	Controlled Sub, Mfg, Del, Poss Marijuana 5 - <45 Kg	7 ATTEMPTS
333.74012D3	Controlled Sub, Mfg, Del, Poss, Marijuana <5 Kg	4 ATTEMPTS
333.74022B	Contr. Sub. - Mfg, Del, Poss Counterfeit (Sch. 1,2,3)	5 ATTEMPTS
333.74022E	Contr. Sub. - Mfg, Del, Poss Analogue	15 ATTEMPTS
333.74032A	Controlled Sub, Possession Narc. or Cocaine	LIFE ATTEMPTS
333.74032A1	Controlled Sub - Poss 650g+ Narc. or Cocaine	LIFE ATTEMPTS
333.74032A2	Controlled Sub - Poss 225-649g Narc. or Cocaine	30 ATTEMPTS
333.74032A3	Controlled Sub - Poss 50-224g Narc. or Cocaine	20 ATTEMPTS

TOTAL	.5	1	1.5	2	2.5	3	3.5	4	4.5	5	10	15	20	25	>25	LIFE	AVG
1,616	84	552	352	293	75	101	9	20	3	38	67	5	10	1	2	4	2.0
1,537	70	517	336	285	73	98	9	20	3	37	67	5	10	1	2	4	2.1
79	14	35	16	8	2	3				1							1.2
14	2	4	7	1													1.1
3													1	1		1	22.5
22						2				3	4	3	9		1		14.0
79			2	4		4	1	3		12	50	2			1		7.2
825	16	368	177	146	33	40	4	13	3	15	10						1.6
53	7	29	6	6	1	3				1							1.2
9			1	4	1	2	1										2.3
12		3	5	3		1											1.5
1					1												2.5
2				1		1											2.3
1		1															0.8
1	1																0.5
3						1	2										3.3
10		2	5	1	1	1											1.6
1		1															1.0
139	12	24	43	41	8	9	1			1							1.5
6	2	1	3														1.0
1				1													2.0
1										1							5.0
1		1															1.0
3																3	
2								1		1							4.5
7				1				1		2	3						6.2

NOTE: Be sure to check for related offense codes when examining a particular type of crime. They may or may not be in sequential order or even on the same page.

B2b Commitments by Minimum Term Distribution for Men and Women — Drug Offenses

Includes Additional Sentences Imposed
Page Two of Two

82

GRAND TOTALS		
VIOLATIONS		
ATTEMPTS		
Max. Penalty		
333.74032A4	Controlled Sub - Poss 25-49g Narc. or Cocaine	4 ATTEMPTS
333.74032A5	Controlled Sub - Poss Less 25g Narc. or Cocaine	4 ATTEMPTS
333.74032B	Contr. Sub - Poss Analogues, Sch 1-4 or Methamphet.	10 ATTEMPTS
333.74032B-A	Controlled Sub - Possession/ Analogues	2 ATTEMPTS
333.74032D	Controlled Sub - Poss Marijuana	1 ATTEMPTS
333.74042A	Contr. Sub Use (Narcotic, Coc, Methamphet)	1 ATTEMPTS
333.7405D	Contr. Sub - Maintain or Keep Drug House	2 ATTEMPTS
333.7407A-A	Contr. Sub - Induce Person to Commit Felony	LIFE ATTEMPTS
333.7407A1-A	Controlled Sub - Att Felony	LIFE ATTEMPTS
333.74071C	Controlled Sub - Obtain by Fraud	4 ATTEMPTS
333.74101-B	Contr. Sub - Delivery to Minor (Sch 1-3 ex Marij/Coc)	14 ATTEMPTS
333.74101-D	Contr. Sub - Delivery to Minor (Sch. 4 & Marijuana)	8 ATTEMPTS
333.74102-A	Contr. Sub - Del on School Prop (Narc. or Coc) <50g	60

TOTAL	.5	1	1.5	2	2.5	3	3.5	4	4.5	5	10	15	20	25	>25	LIFE	AVG
1,616	84	552	352	293	75	101	9	20	3	38	67	5	10	1	2	4	2.0
1,537	70	517	336	285	73	98	9	20	3	37	67	5	10	1	2	4	2.1
79	14	35	16	8	2	3				1							1.2
12	1	5	1	3		2											1.5
1				1													2.0
341	37	94	79	71	29	29		1		1							1.5
14	4	4	5	1													0.9
5	1	2	1		1												1.2
4		1	2	1													1.4
12		6	4	2													1.1
3		1	2														1.2
9	1	2	4	2													1.2
4		1				2				1							2.9
1			1														1.5
1			1														1.5
9		2	2	3		1		1									1.9
1			1														1.3
1						1											3.0
1						1											3.0
1						1											3.0

NOTES: Be sure to check for related offense codes when examining a particular type of crime. They may or may not be in sequential order or even on the same page.

Largest minimum term is reported.

When minimum terms exceed maximum penalties, that may be due to anomalies in criminal justice practices, habitualized offenses, database errors, etc.

Each minimum term category is rounded up from the preceding category (for example, the ten-year category includes all minimums longer than five years up to exactly ten years).

Minimum term averages are based on raw data (with life sentences excluded from the calculations).

Source: Corrections Management Information System (CMIS)

B2c Commitments by Minimum Term Distribution for Men and Women—Assaultive Offenses

Includes Additional Sentences Imposed
Page One of Seven

83

GRAND TOTALS		
VIOLATIONS		
ATTEMPTS		
Max. Penalty		
257.602A2	Peace Officer - Fleeing/ Vehicle CD - 4th Deg	2 ATTEMPTS
257.602A3	Peace Officer - Fleeing/ Vehicle CD 2nd Off	5 ATTEMPTS
257.602A3-A	Peace Officer - Fleeing/ Vehicle CD - 3rd Deg	5 ATTEMPTS
257.602A4-A	Peace Officer - Fleeing - 2nd Deg - Vehicle CD	10 ATTEMPTS
257.6254	Operating - Under the Influence Causing Death	15 ATTEMPTS
257.6255	OUIL - Causing Incapacitating Injury	5 ATTEMPTS
257.6255-A	Operating - Under the Influence Causing Serious Injury	5 ATTEMPTS
257.9044	Operate - License Suspend, Revoked Cause Death	15 ATTEMPTS
257.9045	Operate - License Susp/Rev Cause Serious Injury	5 ATTEMPTS
324.51510	Fires - Willfully Set Forests	10 ATTEMPTS
333.5210	AIDS - Sexual Penetration with Uninformed Partner	4 ATTEMPTS
722.675	Distributing Obscene Matter to Minor	2 ATTEMPTS
750.10A	Sexually Delinquent	LIFE ATTEMPTS
750.110A2	Home Invasion - 1st Degree	20 ATTEMPTS
750.136A	Child Abuse, Torture	10 ATTEMPTS
750.136B	Child Abuse	15 ATTEMPTS
750.136B2	Child Abuse, 1st Degree	15 ATTEMPTS
750.136B3	Child Abuse, 2nd Degree	4 ATTEMPTS
750.136B4	Child Abuse, 3rd Degree	2 ATTEMPTS

TOTAL	.5	1	1.5	2	2.5	3	3.5	4	4.5	5	10	15	20	25	>25	LIFE	AVG
4,087	65	310	480	604	268	386	157	194	84	267	649	236	118	65	75	129	5.4
3,925	59	287	431	558	246	380	149	192	84	267	649	236	118	65	75	129	5.5
162	6	23	49	46	22	6	8	2									1.5
16	1	6	8		1												1.1
1			1														1.5
80	2	25	22	13	3	10	2	3									1.6
3				1		1		1									3.0
56		1	1	3	9	5	2	7	2	8	17	1					4.7
1			1														1.5
1			1														1.5
27		3	4	10	5	2	3										2.0
3					1						1		1				10.6
1						1											3.0
1				1													2.0
1										1							4.8
1		1															1.0
2		1	1														1.2
3					1	2											2.8
253	1	8	8	31	18	33	7	16	9	28	78	11	4	1			5.1
10		3	1	5	1												1.6
1						1											3.0
1										1							5.0
27		2	1	4	2	2	2	3		5	6						4.0
4				1	1		2										2.7
8		1	1	3		2					1						2.9
1			1														1.3
3		1	2														1.2
1			1														1.1

NOTE: Be sure to check for related offense codes when examining a particular type of crime. They may or may not be in sequential order or even on the same page.

B2c Commitments by Minimum Term Distribution for Men and Women—Assaultive Offenses

Includes Additional Sentences Imposed
Page Two of Seven

84

		GRAND TOTALS	
		VIOLATIONS	
		ATTEMPTS	
		Max. Penalty	
750.145C2	Child Sexually Abusive Activity	20 ATTEMPTS	
750.145N1	Abuse Vulnerable Adult - 1st Degree	15 ATTEMPTS	
750.158	Sodomy	15 ATTEMPTS	
750.197C	Assault Employee and/or Escape Jail Through Violence	4 ATTEMPTS	
750.204A	Explosive, Sending w/Int to Frighten	5 ATTEMPTS	
750.2072A	Explosive, Place Near Prop w/Int Alarm/Injure/Damage	15 ATTEMPTS	
750.2072B	Explosives, Place Near Prop, Cause Property Damage	20 ATTEMPTS	
750.211A	Explosives - Poss & Use	LIFE ATTEMPTS	
750.211A2A	Explosives - Poss of Molotov Cocktail/Other Expl.	15 ATTEMPTS	
750.213	Extortion	20 ATTEMPTS	
750.234A	Firearm, Discharge from a Vehicle	4 ATTEMPTS	
750.234B	Firearm, Discharge In/At Dwelling	4 ATTEMPTS	
750.316	First Degree Murder	LIFE ATTEMPTS	
750.316-A	Murder - 1st Degree - Premeditated	LIFE ATTEMPTS	
750.316-B	Murder - Felony	LIFE ATTEMPTS	
750.316-C	Murder - Open - Statutory Short Form	LIFE ATTEMPTS	
750.317	Second Degree Murder	LIFE ATTEMPTS	
750.321	Manslaughter	15 ATTEMPTS	
750.321-A	Manslaughter - Statutory Short Form	15 ATTEMPTS	

TOTAL	.5	1	1.5	2	2.5	3	3.5	4	4.5	5	10	15	20	25	>25	LIFE	AVG
4,087	65	310	480	604	268	386	157	194	84	267	649	236	118	65	75	129	5.4
3,925	59	287	431	558	246	380	149	192	84	267	649	236	118	65	75	129	5.5
162	6	23	49	46	22	6	8	2									1.5
11	1				1	1	1			2	3	2					6.6
1				1		1											1.9
1																	3.0
1				1													2.0
51	4	17	11	15	1	1		1			1						1.5
8	2	3	3														0.9
2			1					1									2.7
1		1															1.0
1			1														1.5
1				1													2.0
1								1									4.0
1			1														1.5
10				1	1	4			1		3						4.5
1		1															1.0
1				1													2.0
13	2	5	3	1		2											1.3
1		1															1.0
5																5	
47						1										46	2.9
34																34	
20													1	1		18	20.5
197						2		1		1	26	42	42	30	38	15	20.4
6						1	1	2		1	1						4.5
38		1	3	3	3	4	1	6	1	4	11	1					4.7

NOTE: Be sure to check for related offense codes when examining a particular type of crime. They may or may not be in sequential order or even on the same page.

B2c Commitments by Minimum Term Distribution for Men and Women—Assaultive Offenses

Includes Additional Sentences Imposed
Page Three of Seven

85

GRAND TOTALS		
VIOLATIONS		
ATTEMPTS		
Max. Penalty		
750.321-C	Manslaughter - Involuntary	15
	ATTEMPTS	
750.321-E	Manslaughter with Motor Vehicle	15
	ATTEMPTS	
750.324	Negligent Homicide	2
	ATTEMPTS	
750.329	Death, Firearm without Malice	15
	ATTEMPTS	
750.335A	Indecent Exposure (Sexually Delinquent Person)	LIFE
	ATTEMPTS	
750.338	Gross Indecency Betw Males Commit/Procure	5
	ATTEMPTS	
750.338B	Gross Indecency Betw Male/Female Commit/Procure	5
	ATTEMPTS	
750.349	Kidnapping	LIFE
	ATTEMPTS	
750.377B	Mal Destr. Police or Fire Dept Property	4
	ATTEMPTS	
750.411I	Stalking, Aggravated	5
	ATTEMPTS	
750.436I	Poison, Food/Drink/Medicine/Wells	5
	ATTEMPTS	
750.479	Obstruct/Resist Public Officer Serve/Execute Process	2
	ATTEMPTS	
750.479-B	Police Officer - Resist & Obstruct	2
	ATTEMPTS	
750.479A-B	Peace Officer - Resist Arrest Injury Inflicted	2
	ATTEMPTS	
750.479A2	Police Officer - Fleeing - 4th Degree	2
	ATTEMPTS	
750.479A3	Police Officer - Fleeing 3rd Degree	5
	ATTEMPTS	
750.479A4	Police Officer - Fleeing - 2nd Offense	10
	ATTEMPTS	
750.479A4-A	Police Officer - Fleeing (Penal Code) - 2nd Degree	10
	ATTEMPTS	
750.479A5-A	Police Officer - Fleeing (Penal Code) - 1st Degree	15
	ATTEMPTS	

TOTAL	.5	1	1.5	2	2.5	3	3.5	4	4.5	5	10	15	20	25	>25	LIFE	AVG
4,087	65	310	480	604	268	386	157	194	84	267	649	236	118	65	75	129	5.4
3,925	59	287	431	558	246	380	149	192	84	267	649	236	118	65	75	129	5.5
162	6	23	49	46	22	6	8	2									1.5
22			1	7	2	2	1	1		1	7						4.2
6				1	1			1	2		1						3.9
3		1	2														1.2
1										1							10.0
1			1														1.5
3		2		1													1.3
7		2		2	3												1.9
25							2		2	1	8	6	5			1	11.0
3				1	2												2.2
18		3	3	7	1	2	2										1.9
1			1														1.1
45		4	11	12	4	7	4	1		1	1						2.2
1			1														1.3
1							1										3.3
3		1	2														1.2
87	4	20	42	12	2	6		1									1.4
3		1	1	1													1.4
22		6	15	1													1.2
123	3	17	39	34	14	12	1	1		1	1						1.8
4			1	3													1.5
1						1											2.6
4				1	1	1					1						3.5
1											1						6.0

NOTE: Be sure to check for related offense codes when examining a particular type of crime. They may or may not be in sequential order or even on the same page.

B2c Commitments by Minimum Term Distribution for Men and Women—Assaultive Offenses

Includes Additional Sentences Imposed
Page Four of Seven

96

GRAND TOTALS		
VIOLATIONS		
ATTEMPTS		
Max. Penalty		
750.479B	Peace Officer, Disarming	10
	ATTEMPTS	
750.479B2	Peace Officer - Disarming	10
	Firearm	ATTEMPTS
750.50C7	Police Animal - Injure/Harass	2
	While Commit Crime	ATTEMPTS
750.520B	CSC - 1st Degree	LIFE
	Multiple Variables	ATTEMPTS
750.520B1A	CSC - 1st Degree -	LIFE
	Person Under 13	ATTEMPTS
750.520B1B	CSC - 1st Degree -	LIFE
	Relationship	ATTEMPTS
750.520B1C	CSC - 1st Degree -	LIFE
	During Felony	ATTEMPTS
750.520B1D	CSC - 1st Degree -	LIFE
	Accomplices	ATTEMPTS
750.520B1E	CSC - 1st Degree -	LIFE
	Weapon Used	ATTEMPTS
750.520B1F	CSC - 1st Degree -	LIFE
	Personal Injury	ATTEMPTS
750.520B1G	CSC - 1st Degree - Injury to	LIFE
	Incap. Victim	ATTEMPTS
750.520B1H	CSC - 1st Degree - Mentally	LIFE
	Disabled-Relation	ATTEMPTS
750.520C	CSC, 2nd Degree	15
	Multiple Variables	ATTEMPTS
750.520C1A	CSC - 2nd Degree -	15
	Person Under 13	ATTEMPTS
750.520C1B	CSC - 2nd Degree -	15
	Relationship	ATTEMPTS
750.520C1F	CSC - 2nd Degree -	15
	Personal Injury	ATTEMPTS
750.520C1G	CSC - 2nd Degree - Injury to	15
	Incap. Victim	ATTEMPTS
750.520C1H	CSC - 2nd Degree - Mentally	15
	Disabled-Relation	ATTEMPTS
750.520D	CSC, 3rd Degree	15
	Multiple Variables	ATTEMPTS

TOTAL	.5	1	1.5	2	2.5	3	3.5	4	4.5	5	10	15	20	25	>25	LIFE	AVG
4,087	65	310	480	604	268	386	157	194	84	267	649	236	118	65	75	129	5.4
3,925	59	287	431	558	246	380	149	192	84	267	649	236	118	65	75	129	5.5
162	6	23	49	46	22	6	8	2									1.5
1			1														1.5
5				1	1	2	1										2.6
1				1													2.0
1		1															1.0
36				1	1			1		5	13	7	3	1	2	2	11.1
2			1	1													1.6
147		2		6	3	5	6	3	5	15	43	30	13	9	5	2	10.7
6				2		2	2										2.7
39				2		1	1	3		6	14	6	3	3			9.4
1				1													1.9
15						1					3	4	1	1	5		20.3
9					1		1	1			5			1			7.7
21				1	1				1		1	3	2	6	5	1	20.3
15		1		1		1	1				2	3	4	2			12.5
2												1	1				17.5
1							1										3.5
31	1	1	1	6	2	10		3		2	4		1				3.8
1					1												2.5
187	1	7	7	36	13	32	5	15	3	30	37	1					3.9
13		2	2	4	4		1										1.9
25			3	2	2	9	2	2	1	3	1						3.2
3			2		1												1.8
9		1		1	1	1	1			2	2						4.2
3				1	1						1						3.8
1										1							4.8
54	1	6	3	8	2	12	4	3		7	7	1					3.6
4		1	1		2												1.8

NOTE: Be sure to check for related offense codes when examining a particular type of crime. They may or may not be in sequential order or even on the same page.

B2c Commitments by Minimum Term Distribution for Men and Women—Assaultive Offenses

Includes Additional Sentences Imposed
Page Five of Seven

87

GRAND TOTALS		
VIOLATIONS		
ATTEMPTS		
Max. Penalty		
750.520D1A	CSC - 3rd Degree - Person	15
	13 Through 15	ATTEMPTS
750.520D1B	CSC - 3rd Degree -	15
	Force or Coercion	ATTEMPTS
750.520D1C	CSC - 3rd Degree - Incapaci-	15
	tated Victim	ATTEMPTS
750.520D1D	CSC - 3rd Degree -	15
	Incest	ATTEMPTS
750.520E	CSC, 4th Degree	2
	Multiple Variables	ATTEMPTS
750.520E1A	CSC - 4th Degree -	2
	Force or Coercion	ATTEMPTS
750.520E1A-A	CSC - 4th Degree - Victim	2
	13 Through 15	ATTEMPTS
750.520E1B	CSC - 4th Degree - Incapaci-	2
	tated Victim	ATTEMPTS
750.520E1G	CSC - 4th Degree -	2
	Incest	ATTEMPTS
750.520F	CSC - 2nd Offense	LIFE
		ATTEMPTS
750.520G	CSC - Assault w/Intent to Commit	10
	CSC	ATTEMPTS
750.520G1	CSC - Assault w/Intent to Commit	10
	Sexual Penetration	ATTEMPTS
750.520G2	CSC - Assault w/Intent to Commit	5
	CSC, 2nd Degree	ATTEMPTS
750.529	Robbery Armed	LIFE
		ATTEMPTS
750.529A	Car Jacking	LIFE
		ATTEMPTS
750.530	Robbery Unarmed	15
		ATTEMPTS
750.531	Robbery, Bank/Safe/Vault	LIFE
		ATTEMPTS
750.531-A	Bank Robbery	LIFE
		ATTEMPTS
750.531-B	Safe Breaking	LIFE
		ATTEMPTS

TOTAL	.5	1	1.5	2	2.5	3	3.5	4	4.5	5	10	15	20	25	>25	LIFE	AVG
4,087	65	310	480	604	268	386	157	194	84	267	649	236	118	65	75	129	5.4
3,925	59	287	431	558	246	380	149	192	84	267	649	236	118	65	75	129	5.5
162	6	23	49	46	22	6	8	2									1.5
165	3	13	14	27	13	29	8	16	2	20	19		1				3.3
22			5	9	4	2	2										2.1
71		3	2	13	2	8	2	8	2	9	19	3					4.7
4		1	1		1			1									2.2
11		3	1	3	1	2					1						2.3
1				1													2.0
7					1	2		1			3						4.9
2				1			1										2.5
12		1	9	1	1												1.4
34	1	4	27		1						1						1.4
7		1	5								1						2.0
4			4														1.4
4		1	3														1.2
1												1					14.0
2			1			1											2.2
62		2	3	21	3	10	4	4	1	3	10	1					3.3
4				3				1									2.4
14		2	1	4	1		6										2.4
434	1	6	5	26	40	33	24	23	20	36	140	50	17	5	7	1	7.1
3		1	1	1													1.4
81				3	6	7	4	5	7	5	28	14	2				6.9
3		1		2													1.6
203	3	11	13	45	16	21	11	22	6	21	29	3	2				3.7
4				2	1	1											2.3
3					1						2						6.8
39	1	3	1	5	3	4	1	2	1	5	8	2	2	1			6.0
1			1														1.5
17		1		2	2	2		4		1	3	1	1				5.1
1			1														1.5

NOTE: Be sure to check for related offense codes when examining a particular type of crime. They may or may not be in sequential order or even on the same page.

B2c Commitments by Minimum Term Distribution for Men and Women—Assaultive Offenses

Includes Additional Sentences Imposed
Page Six of Seven

88

GRAND TOTALS		
VIOLATIONS		
ATTEMPTS		
Max. Penalty		
750.72	Burning Dwelling House	20
	ATTEMPTS	
750.72-A	Arson - Dwelling House	20
	ATTEMPTS	
750.72-B	Arson - Dwelling House Curtilage	20
	ATTEMPTS	
750.73	Arson - Real Property	10
	ATTEMPTS	
750.74B	Arson - Personal Property	4
	Over \$50	ATTEMPTS
750.741C1	Arson - Real/Personal Property	5
	Betw \$1K & <\$20K	ATTEMPTS
750.741D1	Arson - Personal Property	10
	\$20K+	ATTEMPTS
750.75	Arson - Insured Property	10
	ATTEMPTS	
750.77-B	Arson - Prepare to Burn Real or	4
	Personal Prop >\$50	ATTEMPTS
750.771D1	Arson - Prepare to Burn Prop	10
	\$20K+	ATTEMPTS
750.78	Arson - Setting Fire to Woods/	4
	Prairies/Grounds	ATTEMPTS
750.81A	Assault - Aggravated	1
	ATTEMPTS	
750.81A3	Domestic Violence - Aggravated	1
	2nd Offense	ATTEMPTS
750.812	Domestic Violence	MISD
	ATTEMPTS	
750.814	Domestic Violence	2
	3rd Offense	ATTEMPTS
750.82	Felonious Assault	4
	ATTEMPTS	
750.822	Weapon-Free School - Assault w/	4
	Dangerous Weapon	ATTEMPTS
750.83	Asslt W/Int to Commit Murder	LIFE
	ATTEMPTS	
750.84	Asslt W/Int Gr Bod Hrm Less	10
	Murder	ATTEMPTS

TOTAL	.5	1	1.5	2	2.5	3	3.5	4	4.5	5	10	15	20	25	>25	LIFE	AVG
4,087	65	310	480	604	268	386	157	194	84	267	649	236	118	65	75	129	5.4
3,925	59	287	431	558	246	380	149	192	84	267	649	236	118	65	75	129	5.5
162	6	23	49	46	22	6	8	2									1.5
2				2													2.0
2	1	1															0.7
33		1	4	5	4	3		3	2		10	1					4.3
2					2												2.5
5					1					2	1				1		9.5
12			1	2		3	1	1		4							3.4
2	1		1														0.9
1			1														1.2
1			1														1.3
5		1	4														1.4
1				1													2.0
1			1														1.1
1				1													2.0
1											1						6.0
1				1													2.0
3		2		1													1.3
1	1																0.5
1			1														1.5
2		1	1														1.1
33	3	4	17	6	2	1											1.4
289	22	51	83	93	15	17	1	4		2	1						1.6
25	1	7	17														1.1
1			1														1.4
85	1		2	2	1	3	2	1	2	1	12	31	11	4	8	4	13.4
1					1												2.4
245	2	23	21	47	18	37	23	16	4	20	32	2					3.2
11			2	7	1	1											2.0

NOTE: Be sure to check for related offense codes when examining a particular type of crime. They may or may not be in sequential order or even on the same page.

B2c Commitments by Minimum Term Distribution for Men and Women—Assaultive Offenses

Includes Additional Sentences Imposed
Page Seven of Seven

69

GRAND TOTALS VIOLATIONS ATTEMPTS Max. Penalty		
750.86	Assault W/Intent to Maim	10 ATTEMPTS
750.87	Asslt W/Intent to Commit Felony	10 ATTEMPTS
750.88	Asslt W/Intent to Rob & Steal Unarmed	15 ATTEMPTS
750.89	Asslt W/Intent to Rob & Steal Armed	LIFE ATTEMPTS
750.90	Sexual Intercourse, Under Pretext Medical Treatment	10 ATTEMPTS
750.91	Attempt to Murder	LIFE ATTEMPTS
752.191	Felonious Driving	2
752.861	Weapons - Firearms, Careless Use Causing Injury/Death	2

TOTAL	.5	1	1.5	2	2.5	3	3.5	4	4.5	5	10	15	20	25	>25	LIFE	AVG
4,087	65	310	480	604	268	386	157	194	84	267	649	236	118	65	75	129	5.4
3,925	59	287	431	558	246	380	149	192	84	267	649	236	118	65	75	129	5.5
162	6	23	49	46	22	6	8	2									1.5
1						1											3.0
3		1		1					1								2.4
35	1	3	1	7	6	7	1	1		4	4						3.1
79			1	4	6	8	8	2	9	8	21	8	1		3		6.7
1				1													2.0
3								1			1				1		21.0
4		1	3														1.2
1			1														1.5

NOTES: Be sure to check for related offense codes when examining a particular type of crime. They may or may not be in sequential order or even on the same page.

Largest minimum term is reported.

When minimum terms exceed maximum penalties, that may be due to anomalies in criminal justice practices, habitualized offenses, database errors, etc.

Each minimum term category is rounded up from the preceding category (for example, the ten-year category includes all minimums longer than five years up to exactly ten years).

Minimum term averages are based on raw data (with life sentences excluded from the calculations).

Source: Corrections Management Information System (CMIS)

B3 Commitments by Minimum Term Distribution for Women — All Offenses

Includes Additional Sentences Imposed
Page One of Seven

06

GRAND TOTALS		
VIOLATIONS		
ATTEMPTS		
Max. Penalty		
28.2931	State ID Card - False Application	5
	ATTEMPTS	
257.254	MV Code - Intent to Pass False Title	10
	ATTEMPTS	
257.602A2	Peace Officer - Fleeing/ Vehicle CD - 4th Deg	2
	ATTEMPTS	
257.602A3-A	Peace Officer - Fleeing/ Vehicle CD - 3rd Deg	5
	ATTEMPTS	
257.617	Fail to Stop at Accident - Serious Impairment/Death Rslt	5
	ATTEMPTS	
257.625	Operating Motor Vehicle - Addict or Intox	20
	ATTEMPTS	
257.6251-A	Operating - OUIL/Per Se	MISD
	ATTEMPTS	
257.6254	Operating - Under the Influence Causing Death	15
	ATTEMPTS	
257.6255-A	Operating - Under the Influence Causing Serious Injury	5
	ATTEMPTS	
257.6256D	Operating - OUII/Per Se/OWI - 3rd Offense	5
	ATTEMPTS	
257.6257A2	Operating OUIL/Occupant < 16, 2nd Offense	5
	ATTEMPTS	
257.903	Motor Vehicle Code, False ID	15
	ATTEMPTS	
333.73413	Contr. Sub, Imitation Mfg. or Distribution	2
	ATTEMPTS	
333.74012A2	Contr. Sub, Mfg, Del, Poss 225-649g	30
	ATTEMPTS	
333.74012A3	Contr. Sub, Mfg, Del, Poss 50-224g	20
	ATTEMPTS	
333.74012A4	Contr. Sub, Mfg, Del, Poss <50 Grams	20
	ATTEMPTS	
333.74012B	Contr. Sub, Mfg, Del, Poss, Sch 1-3 or Methamphet	20
	ATTEMPTS	
333.74012B-A	Contr. Sub, Mfg, Del, Poss (Sch 1,2,3 ex Marij & Coc)	7
	ATTEMPTS	
333.74012C-A	Controlled Sub, Mfg, Del, Poss, (Sch 4)	4
	ATTEMPTS	

TOTAL	.5	1	1.5	2	2.5	3	3.5	4	4.5	5	10	15	20	25	>25	LIFE	AVG
728	25	162	163	138	57	66	17	22	8	16	30	6	6	3	3	6	2.5
686	20	151	149	131	56	64	15	22	8	16	30	6	6	3	3	6	2.5
42	5	11	14	7	1	2	2										1.4
1				1													1.9
1					1												2.4
1			1														1.5
2		1	1														1.2
2			1			1											2.2
1			1														1.4
1						1											2.7
7					2	2			2		1						3.8
1		1															1.0
31		5	7	11	3	2	3										1.9
1					1												2.5
1					1												2.3
1				1													1.7
2										1	1						6.0
3								1		1	1						6.3
73		42	12	12	2	3		1			1						1.4
1		1															1.0
1				1													1.7
3		1	2														1.3
1		1															0.8

NOTE: Be sure to check for related offense codes when examining a particular type of crime. They may or may not be in sequential order or even on the same page.

B3 Commitments by Minimum Term Distribution for Women — All Offenses

Includes Additional Sentences Imposed
Page Two of Seven

91

GRAND TOTALS		
VIOLATIONS		
ATTEMPTS		
Max. Penalty		
333.74012D3	Controlled Sub, Mfg, Del, Poss, Marijuana <5 Kg	4 ATTEMPTS
333.74022E	Contr. Sub. - Mfg, Del, Poss Analogue	15 ATTEMPTS
333.74032A2	Controlled Sub - Poss 225-649g Narc. or Cocaine	30 ATTEMPTS
333.74032A4	Controlled Sub - Poss 25-49g Narc. or Cocaine	4 ATTEMPTS
333.74032A5	Controlled Sub - Poss Less 25g Narc. or Cocaine	4 ATTEMPTS
333.74032B-A	Controlled Sub - Possession/ Analogues	2 ATTEMPTS
333.74042A	Contr. Sub Use (Narcotic, Coc, Methamphet)	1 ATTEMPTS
333.7405D	Contr. Sub - Maintain or Keep Drug House	2 ATTEMPTS
333.7407A-A	Contr. Sub - Induce Person to Commit Felony	LIFE ATTEMPTS
333.74071C	Controlled Sub - Obtain by Fraud	4 ATTEMPTS
333.74101-B	Contr. Sub - Delivery to Minor (Sch 1-3 ex Marij/Coc)	14 ATTEMPTS
400.60	Welfare Fraud	4 ATTEMPTS
400.601-B	Welfare Fraud - Over \$500	4 ATTEMPTS
400.602-B	Welfare Fraud - Fail to Inform \$500 or More	4 ATTEMPTS
750.110	Breaking & Entering	10 ATTEMPTS
750.110A2	Home Invasion - 1st Degree	20 ATTEMPTS
750.110A3	Home Invasion - 2nd Degree	15 ATTEMPTS
750.110A4	Home Invasion - 3rd Degree	5 ATTEMPTS
750.131A1	Check - No Account	2 ATTEMPTS

TOTAL	.5	1	1.5	2	2.5	3	3.5	4	4.5	5	10	15	20	25	>25	LIFE	AVG
728	25	162	163	138	57	66	17	22	8	16	30	6	6	3	3	6	2.5
686	20	151	149	131	56	64	15	22	8	16	30	6	6	3	3	6	2.5
42	5	11	14	7	1	2	2										1.4
4		2		2													1.4
1										1							5.0
1								1									4.0
1						1											3.0
55	4	11	15	12	6	7											1.6
3		1	2														1.1
1			1														1.3
1			1														1.3
1		1															1.0
1						1											2.7
4		2	2														1.1
1						1											3.0
1	1																0.3
1			1														1.5
2	2																0.2
1		1															1.0
6	1	1	2	1		1											1.5
1				1													1.9
5				2	1	1					1						3.9
1				1													2.0
14		1	1	5		4		2			1						2.7
4	1		2	1													1.2
1		1															1.0
5		1	4														1.2

NOTE: Be sure to check for related offense codes when examining a particular type of crime. They may or may not be in sequential order or even on the same page.

B3 Commitments by Minimum Term Distribution for Women — All Offenses

Includes Additional Sentences Imposed

Page Three of Seven

92

		GRAND TOTALS
		VIOLATIONS
		ATTEMPTS
		Max. Penalty
750.131A2	Check - 3 Non-Sufficient Funds Within 10 Days	2 ATTEMPTS
750.1313C	Check - Non-Sufficient Funds \$500 or More	2 ATTEMPTS
750.136A	Child Abuse, Torture	10 ATTEMPTS
750.136B2	Child Abuse, 1st Degree	15 ATTEMPTS
750.157N1	Financial Transaction Device - Steal/Retain w/o Perm	4 ATTEMPTS
750.157P	Financial Transaction Device - Poss w/Int to Use/Sell	4 ATTEMPTS
750.157Q	Financial Transaction Device - Illegal Sale/Use	4 ATTEMPTS
750.157W1C1	Financial Trans Device-Fraud Betw \$1K & <\$20K	5 ATTEMPTS
750.159I1	Criminal Enterprise - Conducting	20 ATTEMPTS
750.174-B	Embezzlement - Agent or Trustee Over \$100	10 ATTEMPTS
750.1744A	Embezzlement - Agent or Trustee Betw \$1K and <\$20K	5 ATTEMPTS
750.1744B	Embezzle - Agent or Trustee Betw \$200 & <\$1K, 2nd Off	5 ATTEMPTS
750.1745A	Embezzlement - Agent or Trustee \$20K or More	10 ATTEMPTS
750.193	Break, Escape or Attempt to Break, Escape Prison	5 ATTEMPTS
750.1952	Escape - From Felony Jail Sentence	4 ATTEMPTS
750.197C	Assault Employee and/or Escape Jail Through Violence	4 ATTEMPTS
750.1972	Escape - Awaiting Trial for Felony	4 ATTEMPTS
750.199A	Absconding or Forfeiting Bond	4 ATTEMPTS
750.218-B	False Pretenses - Over \$100	10 ATTEMPTS

TOTAL	.5	1	1.5	2	2.5	3	3.5	4	4.5	5	10	15	20	25	>25	LIFE	AVG
728	25	162	163	138	57	66	17	22	8	16	30	6	6	3	3	6	2.5
686	20	151	149	131	56	64	15	22	8	16	30	6	6	3	3	6	2.5
42	5	11	14	7	1	2	2										1.4
1			1														1.3
3		2	1														1.0
1						1											3.0
5			1	1						1	2						4.6
1							1										3.3
6		1	3			2											1.8
1			1														1.3
1				1													2.0
1		1															1.0
1					1												2.5
1				1													2.0
1				1													2.0
6		2	2	2													1.5
1				1													2.0
3			2			1											1.8
1			1														1.1
4				2		1				1							2.9
9	1	6	1	1													1.0
3		1	2														1.2
2			1		1												1.9
1	1																0.3
1		1															1.0
1			1														1.3
6	1		1	2		1	1										2.0

NOTE: Be sure to check for related offense codes when examining a particular type of crime. They may or may not be in sequential order or even on the same page.

B3 Commitments by Minimum Term Distribution for Women — All Offenses

Includes Additional Sentences Imposed
Page Four of Seven

93

GRAND TOTALS		
VIOLATIONS		
ATTEMPTS		
Max. Penalty		
750.2184A	False Pretenses - \$1,000 or More, Less Than \$20K	5 ATTEMPTS
750.224F	Weapon-Firearm, Poss by Felon	5 ATTEMPTS
750.227	Carrying Concealed Weapons	5 ATTEMPTS
750.227B-A	Weapons - Felony Firearm	2 ATTEMPTS
750.234B	Firearm, Discharge In/At Dwelling	4 ATTEMPTS
750.248	Forgery of Records, Other Instruments	14 ATTEMPTS
750.249	Uttering & Publishing	14 ATTEMPTS
750.250	Forgery of State Warrant	7 ATTEMPTS
750.251	Forgery of Bank Bills/Promisory Notes	7 ATTEMPTS
750.253	Uttering & Publishing Counterfeit Bills or Notes	5 ATTEMPTS
750.316-A	Murder - 1st Degree - Premeditated	LIFE ATTEMPTS
750.316-B	Murder - Felony	LIFE ATTEMPTS
750.316-C	Murder - Open - Statutory Short Form	LIFE ATTEMPTS
750.317	Second Degree Murder	LIFE ATTEMPTS
750.321	Manslaughter	15 ATTEMPTS
750.321-A	Manslaughter - Statutory Short Form	15 ATTEMPTS
750.321-C	Manslaughter - Involuntary	15 ATTEMPTS
750.349	Kidnapping	LIFE ATTEMPTS
750.356-A	Larceny - Over \$100	5 ATTEMPTS

TOTAL	.5	1	1.5	2	2.5	3	3.5	4	4.5	5	10	15	20	25	>25	LIFE	AVG
728	25	162	163	138	57	66	17	22	8	16	30	6	6	3	3	6	2.5
686	20	151	149	131	56	64	15	22	8	16	30	6	6	3	3	6	2.5
42	5	11	14	7	1	2	2										1.4
1				1													2.0
3		1	1		1												1.5
2				1			1										2.6
1		1															1.0
2				2													2.0
1		1															1.0
12		1	3	6		1					1						2.3
1						1											3.0
84	3	15	25	13	12	5	1	6		3	1						2.0
7	1	2	2	1			1										1.4
1						1											3.0
1								1									4.0
2			2														1.3
4						1										3	2.9
1																1	
1																1	
21						1		1			4	4	5	2	3	1	15.8
1											1						8.0
5						1		2		1	1						4.6
5				3			1	1									2.6
1					1												2.5
2			1		1												2.0

NOTE: Be sure to check for related offense codes when examining a particular type of crime. They may or may not be in sequential order or even on the same page.

B3 Commitments by Minimum Term Distribution for Women — All Offenses

Includes Additional Sentences Imposed

Page Five of Seven

94

GRAND TOTALS		
VIOLATIONS		
ATTEMPTS		
Max. Penalty		
750.356A-B	Break and Enter - A Vehicle Steal Prop. Over \$5	5 ATTEMPTS
750.356A2C1	Break and Enter - Vehicle Steal Prop. \$1K - <\$20K	5 ATTEMPTS
750.356C	Retail Fraud - 1st Degree	5 ATTEMPTS
750.356D	Retail Fraud - 2nd Degree	1 ATTEMPTS
750.3563B	Larceny - \$200 Or More But Less Than \$1,000 - 2nd Off	5 ATTEMPTS
750.357	Larceny from Person	10 ATTEMPTS
750.360	Larceny in Building	4 ATTEMPTS
750.362-A	Larceny - By Conversion Over 100	5 ATTEMPTS
750.362A3A	Failure to Return Rented Property Betw \$1K & <\$20K	5 ATTEMPTS
750.3623A	Larceny - By Conversion Betw \$1K and <\$20K	5 ATTEMPTS
750.377AA	Malicious Destruction of Personal Property Over \$100	4 ATTEMPTS
750.377A1B1	Mal Destr. of Personal Property Betw \$1K & <\$20K	5 ATTEMPTS
750.377B	Mal Destr. Police or Fire Dept Property	4 ATTEMPTS
750.380A	Malicious Destruction of Building Over \$100	4 ATTEMPTS
750.411A1B	False Report of a Felony	4 ATTEMPTS
750.411I	Stalking, Aggravated	5 ATTEMPTS
750.413	Unlawfully Driving Away an Automobile	5 ATTEMPTS
750.414	Unlawful Use Auto w/o Intent to Steal	2 ATTEMPTS
750.422	Perjury, Court Proceeding	15 ATTEMPTS

TOTAL	.5	1	1.5	2	2.5	3	3.5	4	4.5	5	10	15	20	25	>25	LIFE	AVG
728	25	162	163	138	57	66	17	22	8	16	30	6	6	3	3	6	2.5
686	20	151	149	131	56	64	15	22	8	16	30	6	6	3	3	6	2.5
42	5	11	14	7	1	2	2										1.4
1			1														1.5
1				1													2.0
42	1	15	10	9	4	2	1										1.5
1			1														1.5
1			1														1.2
2			1			1											2.1
8		3		3		1		1									1.9
3			2			1											1.9
19	1	4	5	5	1	3											1.6
1	1																0.5
1		1															0.9
1						1											3.0
1			1														1.5
1					1												2.5
1	1																0.3
1			1														1.5
1		1															1.0
1			1														1.3
3		2	1														1.1
2					1	1											2.7
8		4	2		1	1											1.5
5	1	1	3														1.0
1		1															0.7

NOTE: Be sure to check for related offense codes when examining a particular type of crime. They may or may not be in sequential order or even on the same page.

B3 Commitments by Minimum Term Distribution for Women — All Offenses

Includes Additional Sentences Imposed

Page Six of Seven

95

GRAND TOTALS		
VIOLATIONS		
ATTEMPTS		
Max. Penalty		
750.451-B	Prostitution - 3rd Offense	2
	ATTEMPTS	
750.479-B	Police Officer - Resist & Obstruct	2
	ATTEMPTS	
750.479A3	Police Officer - Fleeing	5
	3rd Degree	ATTEMPTS
750.505-A	Obstruction of Justice	5
	ATTEMPTS	
750.505-B	Accessory After the Fact to	5
	Felony	ATTEMPTS
750.520B1A	CSC - 1st Degree -	LIFE
	Person Under 13	ATTEMPTS
750.520B1B	CSC - 1st Degree -	LIFE
	Relationship	ATTEMPTS
750.520B1D	CSC - 1st Degree -	LIFE
	Accomplices	ATTEMPTS
750.520C1A	CSC - 2nd Degree -	15
	Person Under 13	ATTEMPTS
750.520C1B	CSC - 2nd Degree -	15
	Relationship	ATTEMPTS
750.520D	CSC, 3rd Degree	15
	Multiple Variables	ATTEMPTS
750.520D1A	CSC - 3rd Degree - Person	15
	13 Through 15	ATTEMPTS
750.520D1B	CSC - 3rd Degree -	15
	Force or Coercion	ATTEMPTS
750.529	Robbery Armed	LIFE
	ATTEMPTS	
750.529A	Car Jacking	LIFE
	ATTEMPTS	
750.530	Robbery Unarmed	15
	ATTEMPTS	
750.531-A	Bank Robbery	LIFE
	ATTEMPTS	
750.535-A	Stolen Property - Receiving &	5
	Concealing Over \$100	ATTEMPTS
750.5352A	Stolen Property - Rec & Conc	10
	\$20K+	ATTEMPTS

TOTAL	.5	1	1.5	2	2.5	3	3.5	4	4.5	5	10	15	20	25	>25	LIFE	AVG
728	25	162	163	138	57	66	17	22	8	16	30	6	6	3	3	6	2.5
686	20	151	149	131	56	64	15	22	8	16	30	6	6	3	3	6	2.5
42	5	11	14	7	1	2	2										1.4
3	1		2														1.0
5		2	3														1.0
2			1	1													1.6
1				1													2.0
3			1	1	1												1.9
3												1	1	1			20.0
1				1													2.0
3							1	1			1						4.8
4				1						2	1						4.4
1						1											3.0
3		1				1	1										2.5
2	1		1														0.7
1			1														1.3
22		1		3	5		2	1	1	1	8						4.3
4					1	1		1	1								3.3
1		1															1.0
13		1		4	2	2	1		1		2						2.9
3				1				1	1								3.5
5		4		1													1.1
1		1															1.0
1				1													2.0

NOTE: Be sure to check for related offense codes when examining a particular type of crime. They may or may not be in sequential order or even on the same page.

B3 Commitments by Minimum Term Distribution for Women — All Offenses

Includes Additional Sentences Imposed
 Page Seven of Seven

96

GRAND TOTALS		
VIOLATIONS		
ATTEMPTS		
Max. Penalty		
750.5353A	Stolen Property - Rec & Conc Betw \$1K & <\$20K	5 ATTEMPTS
750.72	Burning Dwelling House	20 ATTEMPTS
750.72-A	Arson - Dwelling House	20 ATTEMPTS
750.73	Arson - Real Property	10 ATTEMPTS
750.74B	Arson - Personal Property Over \$50	4 ATTEMPTS
750.771D1	Arson - Prepare to Burn Prop \$20K+	10 ATTEMPTS
750.814	Domestic Violence 3rd Offense	2 ATTEMPTS
750.82	Felonious Assault	4 ATTEMPTS
750.83	Asslt W/Int to Commit Murder	LIFE ATTEMPTS
750.84	Asslt W/Int Gr Bod Hrm Less Murder	10 ATTEMPTS
750.88	Asslt W/Intent to Rob & Steal Unarmed	15 ATTEMPTS
750.89	Asslt W/Intent to Rob & Steal Armed	LIFE ATTEMPTS
750.91	Attempt to Murder	LIFE ATTEMPTS

TOTAL	.5	1	1.5	2	2.5	3	3.5	4	4.5	5	10	15	20	25	>25	LIFE	AVG
728	25	162	163	138	57	66	17	22	8	16	30	6	6	3	3	6	2.5
686	20	151	149	131	56	64	15	22	8	16	30	6	6	3	3	6	2.5
42	5	11	14	7	1	2	2										1.4
2		1	1														1.1
1		1															1.0
1		1															0.9
4		1			1	1			1								2.7
3			1				1			1							3.3
1			1														1.3
1											1						6.0
1				1													2.0
24	2	4	8	6	2	2											1.5
3		1	2														1.1
1												1					14.3
21		1	2	6	2	5	1			3	1						2.8
1				1													2.0
2			1	1													1.6
2					1				1								3.5
1								1									4.0

NOTES: Be sure to check for related offense codes when examining a particular type of crime. They may or may not be in sequential order or even on the same page.

Largest minimum term is reported.

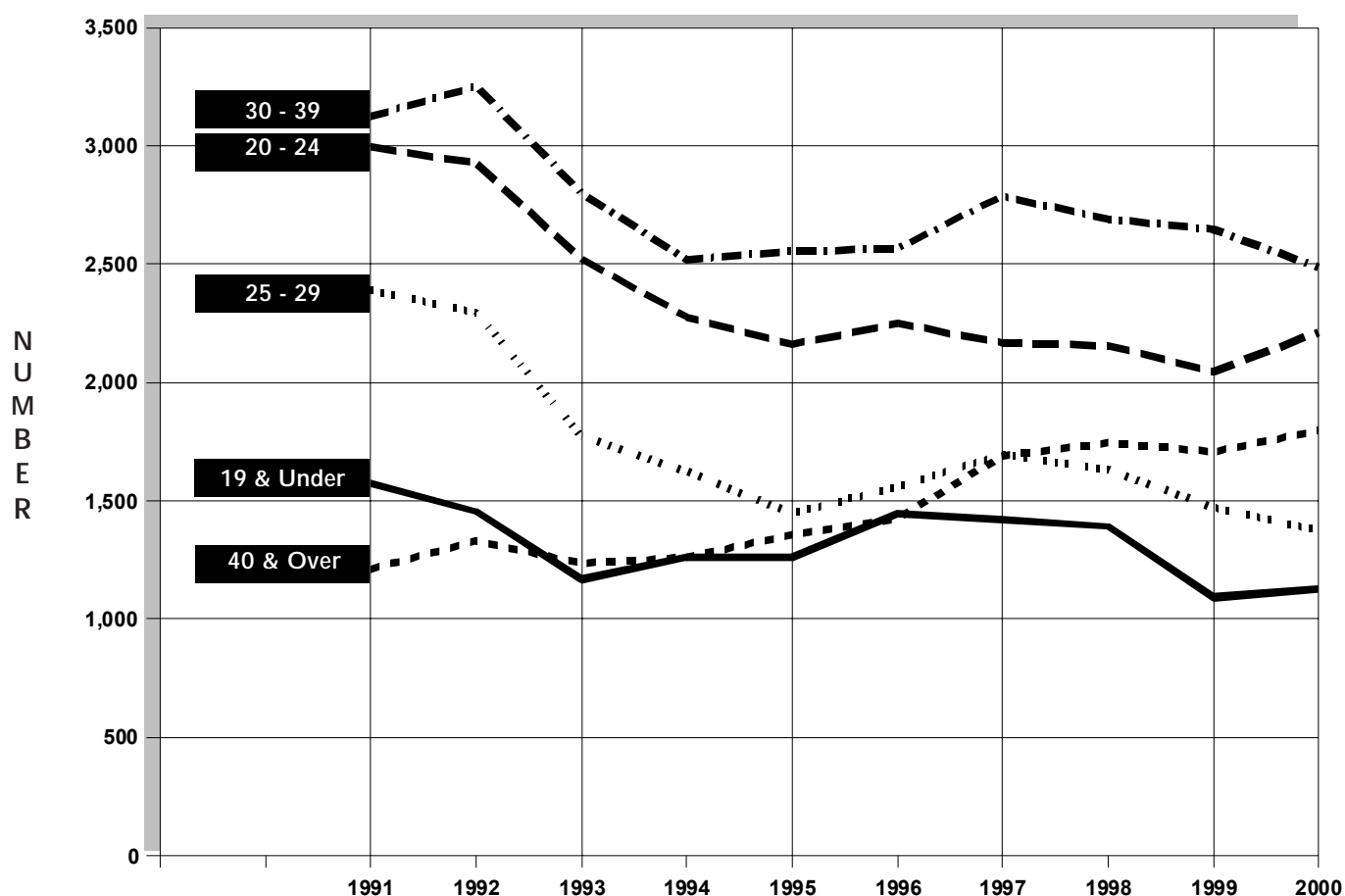
When minimum terms exceed maximum penalties, that may be due to anomalies in criminal justice practices, habitualized offenses, database errors, etc.

Each minimum term category is rounded up from the preceding category (for example, the ten-year category includes all minimums longer than five years up to exactly ten years).

Minimum term averages are based on raw data (with life sentences excluded from the calculations).

Source: Corrections Management Information System (CMIS)

B4a Commitments by Age for Men, 1991 - 2000



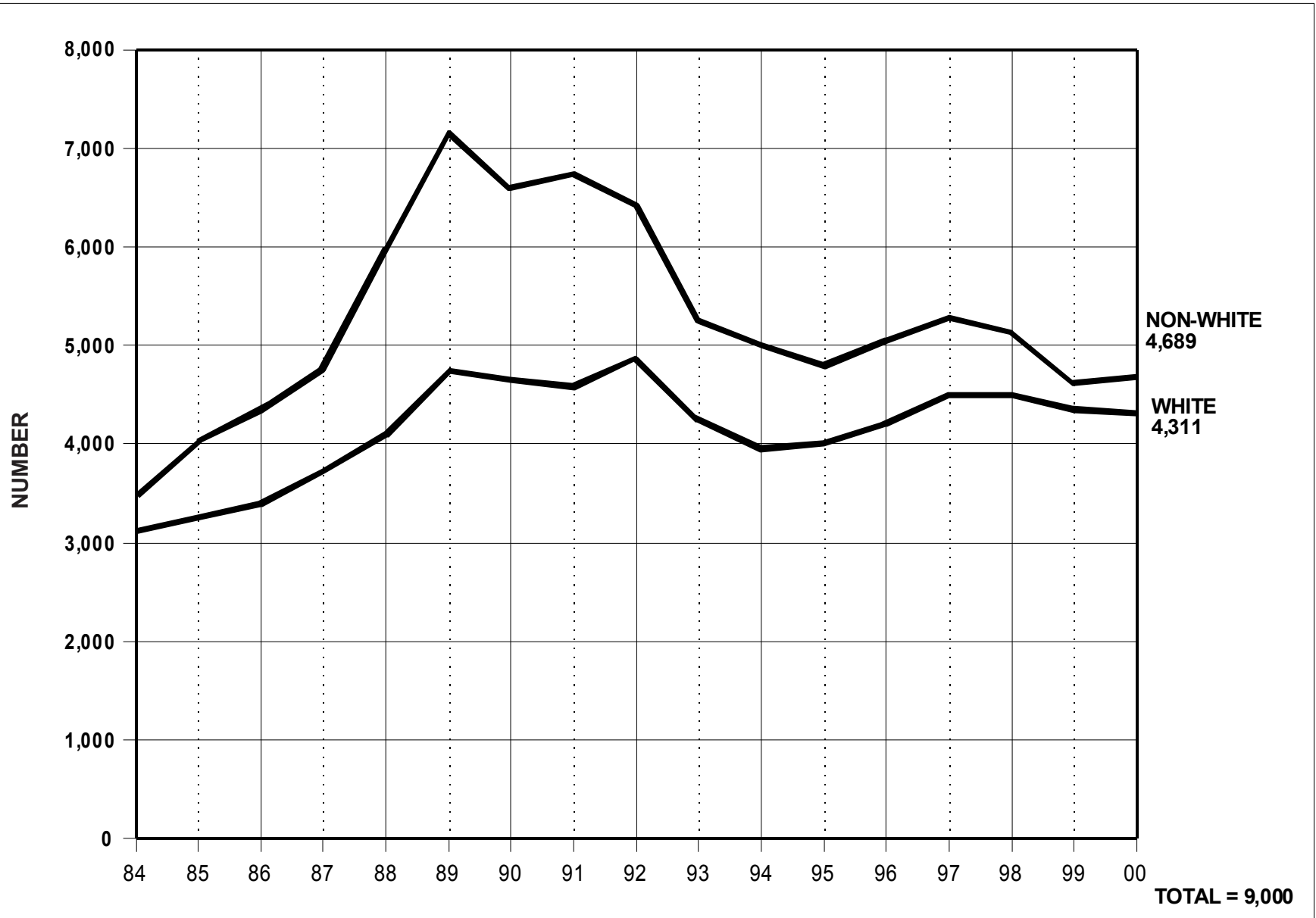
B4b Commitments by Age, Race and Sex as of December 2000

Age Group	TOTAL COMMITMENTS		MALE COMMITMENTS						FEMALE COMMITMENTS					
			Total Male		White		Non-White		Total Female		White		Non-White	
	Count	PCNT	Count	PCNT	Count	PCNT	Count	PCNT	Count	PCNT	Count	PCNT	Count	PCNT
19 and Under	1,170	12.0	1,127	12.5	542	6.0	585	6.5	43	5.9	29	4.0	14	1.9
20 - 24	2,298	23.6	2,212	24.6	944	10.5	1,268	14.1	86	11.8	45	6.2	41	5.6
25 - 29	1,501	15.4	1,376	15.3	571	6.3	805	8.9	125	17.2	59	8.1	66	9.1
30 - 39	2,773	28.5	2,487	27.6	1,306	14.5	1,181	13.1	286	39.3	140	19.2	146	20.1
40 and Over	1,986	20.4	1,798	20.0	948	10.5	850	9.4	188	25.8	96	13.2	92	12.6
Totals*	9,743	100.0	9,000	100.0	4,311	47.9	4,689	52.1	728	100.0	369	50.7	359	49.3
SUBTOTALS AS PERCENT OF TOTAL	100.0		92.5		44.3		48.2		7.5		3.8		3.7	

SOURCE: Corrections Management Information System (CMIS). *Cases with Insufficient Information = 15 (excluded from % calculations) .

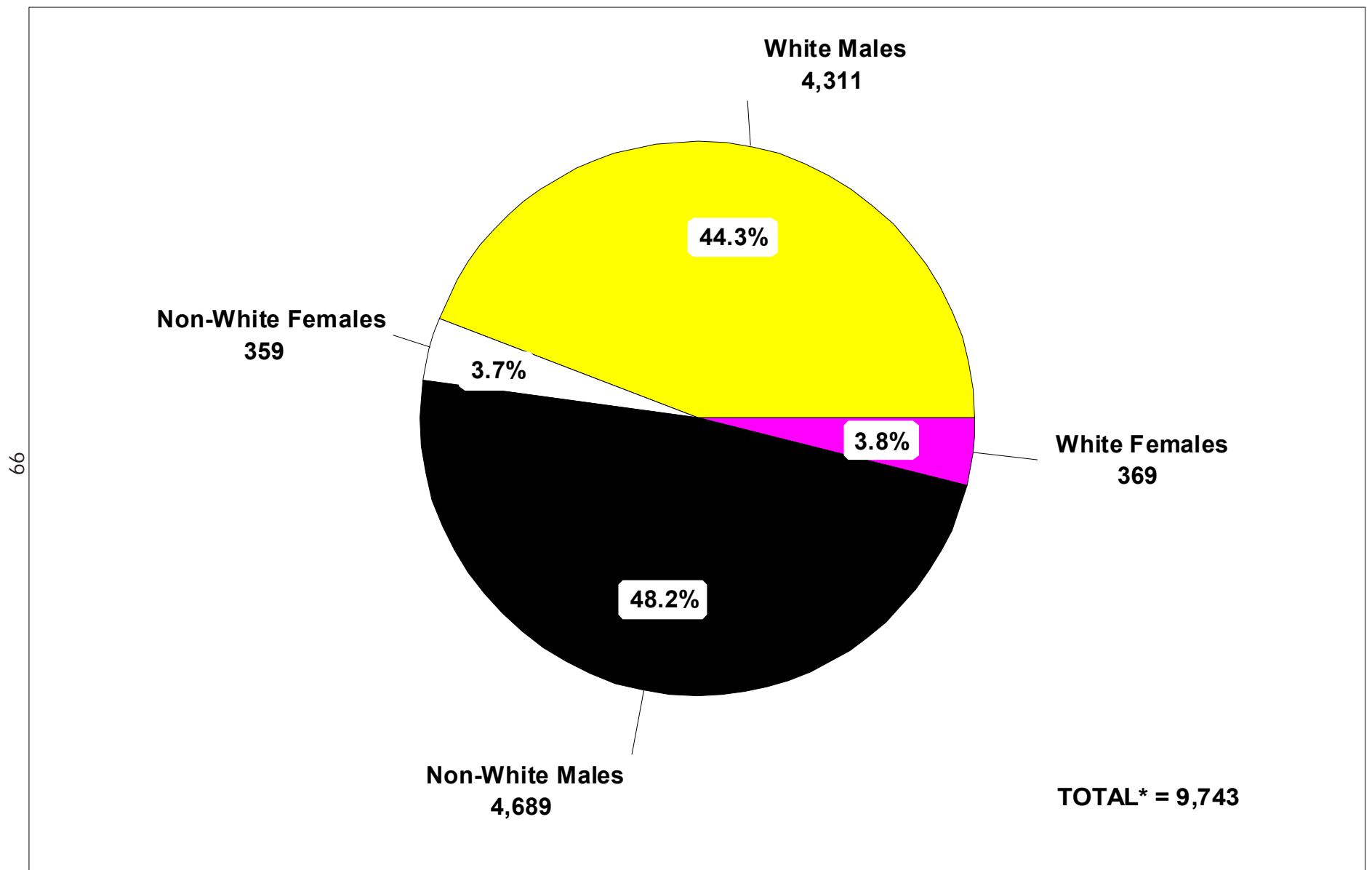
B5a Commitments by Race for Men, 1984 - 2000

86



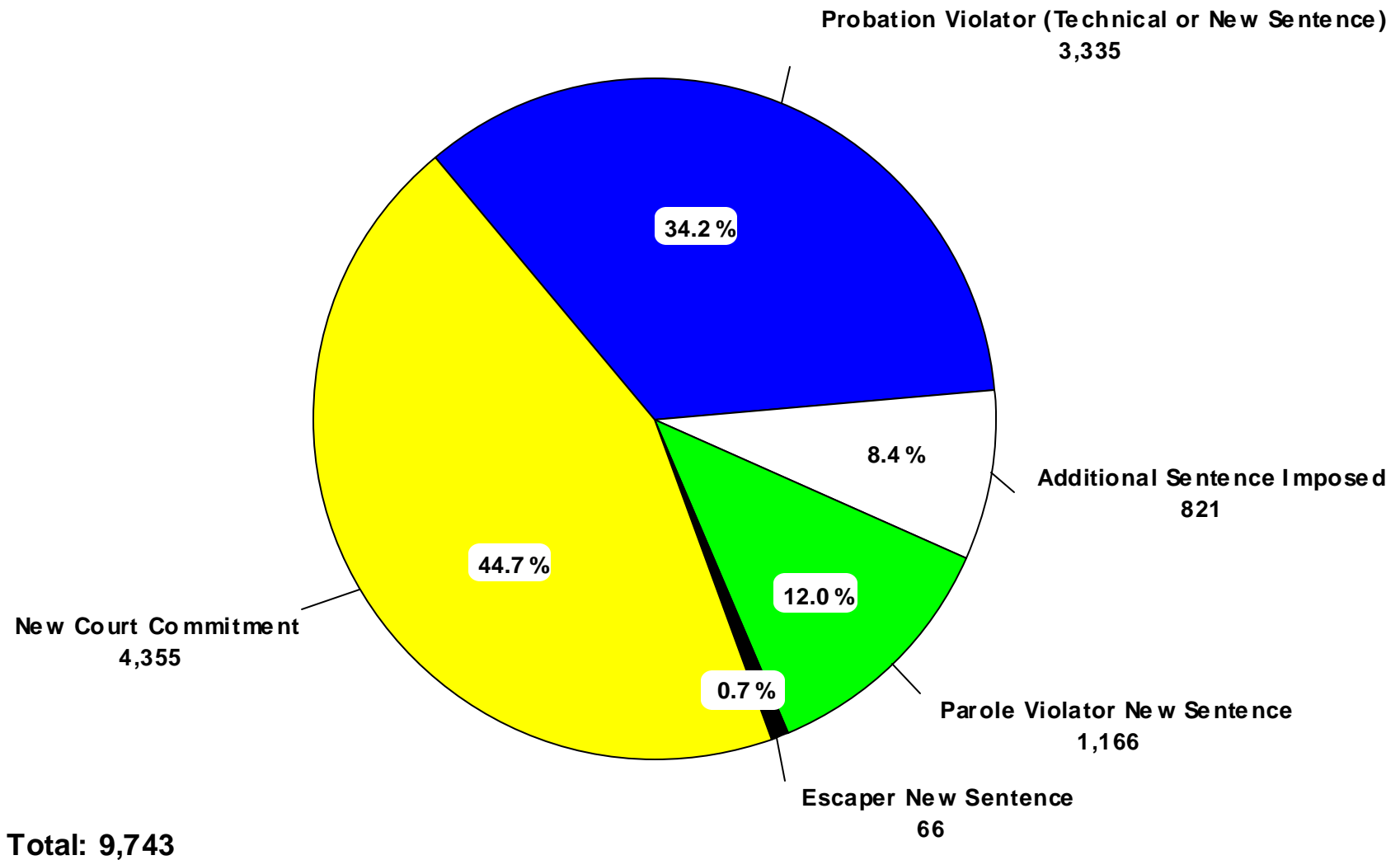
SOURCE: Corrections Management Information System (CMIS).

B5b Total 2000 Commitments by Race and Gender



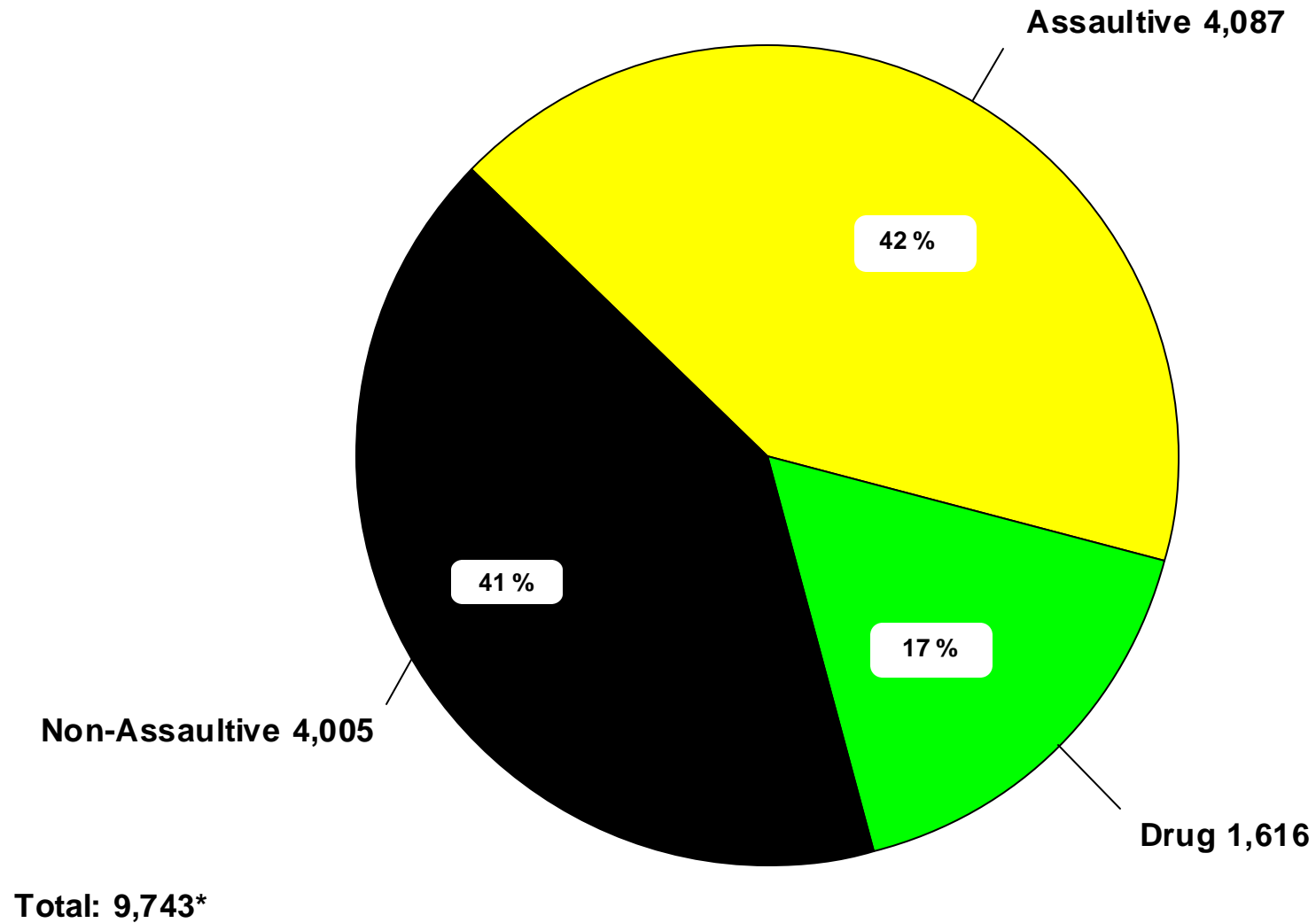
Source: Corrections Management Information System (CMIS)
Cases with insufficient information = 15. (Excluded from % calculations.)

B6 2000 Prison Commitments by Type
Includes Additional Sentences Imposed



Source: Corrections Management Information System (CMIS)

B7 2000 Prisoner Intake by Major Crime Types
Includes Additional Sentences Imposed



Source: Corrections Management Information System (CMIS)

*35 cases have insufficient information to determine crime type.

Prisoner Population

C

This section presents descriptions of Michigan's correctional facilities and statistics regarding the characteristics of the prisoner population.

The map shows the location of each Michigan prison and camp, as well as a geographic breakdown of the Correctional Facilities Administration (CFA) regions. The map is followed by a description of each facility.

Table C is a breakdown of the net operating capacity of the institutions and camps, by security level.

Table Ca displays the end-of-year institution and camp population from 1986 through 2000.

Table C1 shows the total prisoner population broken down by minimum sentence and offense. The total population includes prisoners housed in institutions, camps, the SAI-Prison program and Community Residential Programs (CRP). Tables C1a through C1c show the information in Table C1 broken down by major crime categories (i.e., non-assaultive, drug and assaultive). Table C2 shows the total *female* prisoner population broken down by minimum sentence and offense.

The crimes in the C1 series

of tables and C2 table are sorted by Michigan Compiled Law (MCL) numbers and Prosecuting Attorney's Coordinating Council (PACC) codes (the sort order used since 1999). Since this sort order keeps related codes together, similar crimes that have identical maximum penalties are no longer consolidated. This level of detail provides much richer information, but the reader must be careful to watch for related codes when attempting to examine the frequency and disposition pattern for a particular type of crime. For example, nine separate offense codes appear for the crime of first degree criminal sexual conduct (750.520B) because each code represents a specific characteristic of the offense.

Tables C3a through C3c summarize the total prisoner population broken down by age, location and race.

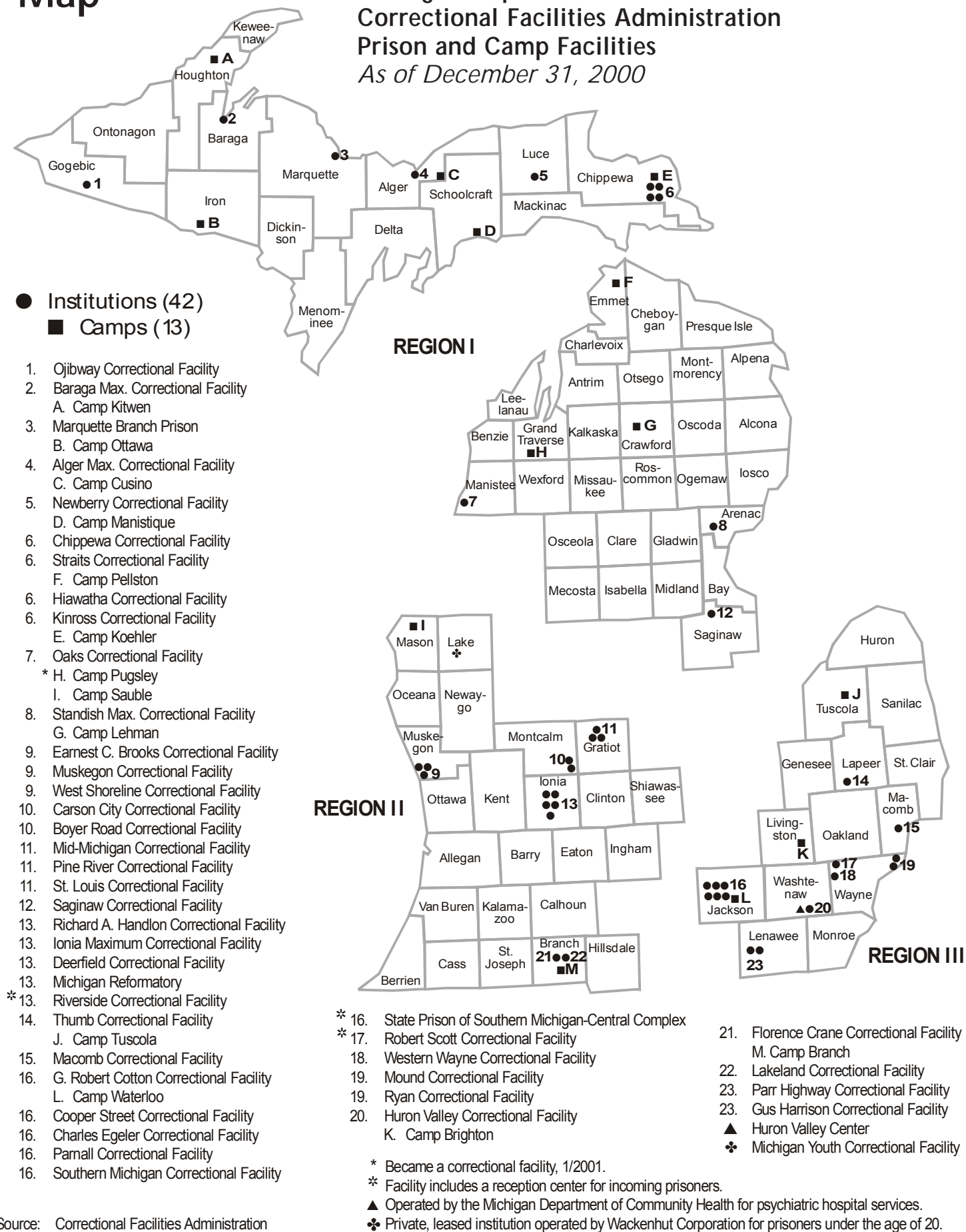
Table C4 summarizes the

movement of prisoners into and out of the institution and camp population during 2000. To demonstrate the effect of prisoner movement on the size of the institution and camp population, Table C4 reports only the movements onto and off of the institution/camp count. In other words, the table ignores movement types that do not affect the total count (e.g., movements *between* institutions). It also does not show prisoner movements that do not involve prison/camp locations (e.g., prisoner movements to parole from CRP locations).

Table C5 shows the number of escapes from secure DOC custody from 1996 through 2000. The Department recently modernized its coding and reporting of escapes, as is explained in the narrative of Table C5. The modernization was implemented starting with 1999 data, but escape figures since 1996 were recalculated using the new reporting process to provide a trend line based on consistent methodology.

Map

Michigan Department of Corrections Correctional Facilities Administration Prison and Camp Facilities *As of December 31, 2000*



Descriptions of Institutions — December 31, 2000

Alger Maximum Correctional Facility (LMF)

Warden Barbara Bouchard
Industrial Park Drive, P.O. Box 600
Munising, MI 49862
(906) 387-5000; FAX (906) 387-5019

Opened: August 1990
Total Capacity: 536
Net Operating Capacity: 532
Age Limits: Men, 17 or older
Security Level: V (maximum)
Appropriation for 2000/2001: \$27,630,100
Appropriated per capita for prisoner care and custody:
\$89.69

Camp Cusino (CCU)

ADW Shelley Peterson
HCR Space One, Box 120
Shingleton, MI 49884
(906) 452-6248

Total Capacity: 320
Net Operating Capacity: 320
Age Limits: Men, 17 or older
Security Level: I (minimum)
Appropriation for 2000/2001: Included in the
budget of Alger Maximum Correctional Facility
(LMF)
Appropriated per capita for prisoner care and
custody: Included in the budget of LMF

Baraga Maximum Correctional Facility (AMF)

Warden George Pennell
301 Wadaga Road
Baraga, MI 49908
(906) 353-7070; FAX (906) 353-7957

Opened: June 1993
Total Capacity: 856
Net Operating Capacity: 841
Age Limits: Men, 17 or older
Security Level: I and V (minimum, maximum)
Appropriation for 2000/2001: \$31,328,500
Appropriated per capita for prisoner care and
custody: \$79.18

Camp Kitwen (CKT)

ADW James Quinlan
M-26 South, P.O. Box 7
Painesdale, MI 49955
(906) 288-3791

Total Capacity: 240
Net Operating Capacity: 240
Age Limits: Men, 17 or older
Security Level: I (minimum)
Appropriation for 2000/2001: Included in the
budget of Baraga Maximum Correctional
Facility (AMF)
Appropriated per capita for prisoner care and
custody: Included in the budget of AMF

Earnest C. Brooks Correctional Facility (LRF)

Warden Mary Berghuis
2500 S. Sheridan Road
Muskegon Heights, MI 49444
(231) 773-9200; FAX (231) 777-2097

Opened: June 1989
Total Capacity: 1,262
Net Operating Capacity: 1,244
Age Limits: Men, 17 or older
Security Level: I, II and IV (minimum, medium,
close)
Appropriation for 2000/2001: \$39,046,800
Appropriated per capita for prisoner care and
custody: \$48.63

**Boyer Road Correctional Facility (OTF)
[formerly Carson City Temporary Correctional
Facility]**

Warden Kurt Jones
10274 Boyer Road
Carson City, MI 48811
(989) 584-3941; FAX (989) 584-6535

Opened: November 1987
Total Capacity: 963
Net Operating Capacity: 960
Age Limits: Men, 17 or older
Security Level: II (medium)
Appropriation for 2000/2001: Included in the budget
of Carson City Correctional Facility (DRF)
Appropriated per capita for prisoner care and custody:
Included in the budget of DRF

Carson City Correctional Facility (DRF)

Warden Kurt Jones
10522 Boyer Rd.
Carson City, MI 48811
(989) 584-3941; FAX (989) 584-6535

Opened: August 1989
Total Capacity: 1,262
Net Operating Capacity: 1,251
Age Limits: Men, 17 or older
Security Level: I, II, and IV (minimum, medium, close)
Appropriation for 2000/2001: \$40,878,200
Appropriated per capita for prisoner care and custody:
\$50.91

Chippewa Correctional Facility (URF)

Warden Fabian LaVigne
4269 W. M-80
Kincheloe, MI 49784
(906) 495-2275; FAX (906) 495-5787

Opened: August 1989
Total Capacity: 1,252
Net Operating Capacity: 1,204
Age Limits: Men, 17 or older
Security Level: I, III, and IV (minimum, medium, close)
Appropriation for 2000/2001: \$42,211,600
Appropriated per capita for prisoner care and custody:
\$49.81

Cooper Street Correctional Facility (JCS)

Warden Thomas Phillips
3100 Cooper Street
Jackson, MI 49201
(517) 780-6175; FAX (517) 780-6811

Opened: 1997
Total Capacity: 1,294
Net Operating Capacity: 1,292
Age Limits: Men, 17 or older
Security Level: I (minimum/secured)
Appropriation for 2000/2001: \$21,597,000
Appropriated per capita for prisoner care and custody:
\$45.45

G. Robert Cotton Correctional Facility (JCF)

Warden Dennis M. Straub
3500 N. Elm Road
Jackson, MI 49201
(517) 780-5000; FAX (517) 780-5100

Opened: December 1985
Total Capacity: 1,702
Net Operating Capacity: 1,686
Age Limits: Men, 17 or older
Security Level: I, II, III, and IV (minimum, medium,
close)
Appropriation for 2000/2001: \$34,583,200
Appropriated per capita for prisoner care and custody:
\$51.44

Camp Waterloo (CCW)

ADW Bruce Cummings
6000 Maute Road
Grass Lake, MI 49240
(734) 475-5870

Total Capacity: 150
Net Operating Capacity: 150
Age Limits: Men, 17 or older
Security Level: I (minimum)
Appropriation for 2000/2001: Included in the
budget of G. Robert Cotton Correctional
Facility (JCF)
Appropriated per capita for prisoner care and
custody: Included in the budget of JCF

Florence Crane Correctional Facility (ACF)

Warden Sally Langley
38 Fourth Street
Coldwater, MI 49036
(517) 279-9165; FAX (517) 278-8265

Opened: April 1985/Reopened for men 11/20/00
Total Capacity: 784
Net Operating Capacity: 784
Age Limits: Men, 17 or older
Security Level: I (secure)
Appropriation for 2000/2001: \$29,791,500
Appropriated per capita for prisoner care and custody:
\$60.46

Camp Branch (CDW)

ADW Charles Paradine
19 Fourth Street
Coldwater, MI 49036
(517) 278-3204
(517)278-3476

Total Capacity: 440
Net Operating Capacity: 440
Age Limits: Females, all ages
Security Level: I (minimum)
Appropriation for 2000/2001: Included in the
budget of Florence Crane Correctional Facility
(ACF)
Appropriated per capita for prisoner care and
custody: Included in the budget of ACF

Deerfield Correctional Facility (ITF) [formerly Ionia Temporary Correctional Facility]

Warden Carmen Palmer
1755 Harwood Road
Ionia, MI 48846
(616) 527-6320; FAX (616) 527-6664

Opened: December 1985
Total Capacity: 960
Net Operating Capacity: 960
Age Limits: Men, 17 or older
Security Level: I (minimum/secured)
Appropriation for 2000/2001: \$16,418,500
Appropriated per capita for prisoner care and custody:
\$46.86

Charles Egeler Correctional Facility (SMN)

Warden Nick Ludwick
3855 Cooper Street
Jackson, MI 49201
(517) 780-5600; FAX (517) 780-5814

Opened: February 1988
Total Capacity: 1,032
Net Operating Capacity: 1,012
Age Limits: Men, 17 or older
Security Level: II (medium)
Charles Egeler Correctional Facility Appropriation for
2000/2001: \$20,396,600
Charles Egeler Complex-Clinical Appropriation for
2000/2001: \$26,952,700
Appropriated per capita for prisoner care and
custody: \$55.55

Richard A. Handlon Correctional Facility (MTU)

Warden John Prelesnik
1728 Bluewater Hwy., P.O. Box 492
Ionia, MI 48846
(616) 527-3100; FAX (616) 527-3161

Opened: January 1958
Total Capacity: 1,331
Net Operating Capacity: 1,320
Age Limits: Men under 26
Security Level: II (medium)
Appropriation for 2000/2001: \$26,028,100
Appropriated per capita for prisoner care and custody:
\$43.81

Gus Harrison Correctional Facility (ARF)

Warden David Jamrog
2727 E. Beecher Street
Adrian, MI 49221
(517) 265-3900; FAX (517) 265-9542

Opened: March 1991
Total Capacity: 1,203
Net Operating Capacity: 1,108
Age Limits: Men, 17 or older
Security Level: I, II (minimum, medium)
Appropriations for 2000/2001: \$39,778,300
Appropriated per capita for prisoner care and custody:
\$49.54

Hiawatha Correctional Facility (HTF)
[formerly Hiawatha Temporary Correctional Facility]

Warden Robert Kapture
4533 W. Industrial Park Dr.
Kincheloe, MI 49786-0001
(906) 495-5661; FAX (906) 495-5291

Opened: February 1989
Total Capacity: 962
Net Operating Capacity: 960
Age Limits: Men, 17 or older
Security Level: I (minimum/secured)
Appropriation for 2000/2001: Included in the budget
of Kinross Correctional Facility (KCF)
Appropriated per capita for prisoner care and custody:
Included in the budget of KCF

Huron Valley Correctional Facility (HVM)

Warden Andrew Jackson
3201 Bemis Road
Ypsilanti, MI 48197
(734) 572-9900; FAX (734) 572-9499

Opened: August 1981
Total Capacity: 533
Net Operating Capacity: 496
Age Limits: Men, 17 or older
Females needing medical care housed in infirmary.
Security Level: IV (close)
Appropriation for 2000/2001: \$21,295,900
Appropriated per capita for prisoner care and custody:
\$117.39

Ionia Maximum Correctional Facility (ICF)

Warden Bruce Curtis
1576 W. Bluewater Highway
Ionia, MI 48846
(616) 527-6331; FAX (616) 527-6863

Opened: May 1987
Total Capacity: 666
Net Operating Capacity: 577
Age Limits: Men, 17 or older
Security Level: II, VI (medium, special maximum)
Appropriation for 2000/2001: \$26,518,000
Appropriated per capita for prisoner care and custody:
\$114.23

Kinross Correctional Facility (KCF)

Warden Robert Kapture
16770 S. Watertower Drive
Kincheloe, MI 49788
(906) 495-2282; FAX (906) 495-5837

Opened: January 1978
Total Capacity: 1,241
Net Operating Capacity: 1,208
Age Limits: Men, 17 or older
Security Level: II (medium)
Appropriation for 2000/2001: \$44,415,200
Appropriated per capita for prisoner care and custody:
\$50.22

Camp Koehler (CKO)

ADW John McKinnon
16463 South Hugginin Road
Kincheloe, MI 49788
(906) 495-2215
(906) 495-2209

Total Capacity: 240
Net Operating Capacity: 238
Age Limits: Men, 17 or older
Security Level: I (minimum)
Appropriation for 2000/2001: Included in the
budget of Kinross Correctional Facility (KCF)
Appropriated per capita for prisoner care and
custody: Included in the budget of KCF

Lakeland Correctional Facility (LCF)

Warden Carol Howes
141 First Street
Coldwater, MI 49036
(517) 278-6942; FAX (517) 279-0327

Opened: Annex - December 1985;
Medium Unit - June 1986
Total Capacity: 1,208
Net Operating Capacity: 1,200
Age Limits: Men, 17 or older
Security Level: II (medium)
Appropriation for 2000/2001: \$21,145,600
Appropriated per capita for prisoner care and custody:
\$48.28

Macomb Correctional Facility (MRF)

Warden Jimmy Stegall
34625 26 Mile Rd.
New Haven, MI 48048
(586) 749-4900; FAX (586) 749-4927

Opened: January 1993
Total Capacity: 1,256
Net Operating Capacity: 1,239
Age Limits: Men, 17 or older
Security Level: I, II (minimum, medium)
Appropriation for 2000/2001: \$24,688,700
Appropriated per capita for prisoner care and custody:
\$55.08

Marquette Branch Prison (MBP)

Warden Gerald Hofbauer
1960 South U.S. 41
Marquette, MI 49855
(906) 226-6531; FAX (906) 226-6556

Opened: 1889
Total Capacity: 1,148
Net Operating Capacity: 1,119
Age Limits: Men, 21 or older; Dorm, 17 or older
Security Level: I and V (minimum, maximum)
Appropriation for 2000/2001: \$36,647,500
Appropriated per capita for prisoner care and custody:
\$73.34

Camp Ottawa (COT)

ADW Karl Johnson
216 Gendron Road
Iron River, MI 49935
(906) 265-6431
(906) 265-6432

Total Capacity: 240
Net Operating Capacity: 240
Age Limits: Men, 17 or older
Security Level: I (minimum)
Appropriation for 2000/2001: Included in the
budget of Marquette Branch Prison (MBP)
Appropriated per capita for prisoner care and
custody: Included in the budget of MBP

Michigan Reformatory (RMI)

Warden Ken McKee
1342 W. Main Street
Ionia, MI 48846
(616) 527-2500

Opened: 1877
Total Capacity: 1,356
Net Operating Capacity: 1,315
Age Limits: Men, 17 to 26
Security Level: I and IV (minimum, close)
Appropriation for 2000/2001: \$32,344,800
Appropriated per capita for prisoner care and custody:
\$66.23

Mid-Michigan Correctional Facility (STF) [formerly Mid-Michigan Temporary Correctional Facility]

Warden Paul Renico
8201 N. Crosswell Road
St. Louis, MI 48880
(989) 681-4361; FAX (989) 681-2425

Opened: February 1990
Total Capacity: 962
Net Operating Capacity: 960
Age Limits: Men, 17 or older
Security Level: I (minimum/secured)
Appropriation for 2000/2001: Included in the budget of
St. Louis Correctional Facility (SLF)
Appropriated per capita for prisoner care and custody:
Included in the budget of SLF

Mound Correctional Facility (NRF)

Acting Warden John Cason
17601 Mound Road
Detroit, MI 48212
(313) 368-8300; FAX (313) 368-8972

Opened: July 1994
Total Capacity: 1,073
Net Operating Capacity: 1,056
Age Limits: Men, 17 or older
Security Level: II, IV (medium, close)
Appropriation for 2000/2001: \$24,426,800
Appropriated per capita for prisoner care and custody:
\$64.10

Muskegon Correctional Facility (MCF)

Warden Terry Pitcher
2400 S. Sheridan Drive
Muskegon, MI 49442
(231) 773-3201; FAX (231) 773-3657

Opened: August 1974
Total Capacity: 1,318
Net Operating Capacity: 1,306
Age Limits: Men, 21 or older
Security Level: III (medium)
Appropriation for 2000/2001: \$24,451,200
Appropriated per capita for prisoner care and custody:
\$51.14

Newberry Correctional Facility (NCF)

Warden James MacMeekin
3001 Newberry Avenue
Newberry, MI 49868
(906) 293-6200; FAX (906) 293-0011

Opened: January 1996
Total Capacity: 932
Net Operating Capacity: 930
Age Limits: Men, 17 or older
Security Level: II (medium)
Appropriation for 2000/2001: \$25,528,700
Appropriated per capita for prisoner care and custody:
\$61.14

Camp Manistique (CMQ)

ADW John Norrington
401 North Maple Street
Manistique, MI 49854
(906) 341-8451

Total Capacity: 216
Net Operating Capacity: 216
Age Limits: Men, 17 or older
Security Level: I (minimum)
Appropriation for 2000/2001: Included in the
budget of Newberry Correctional Facility (NCF)
Appropriated per capita for prisoner care and
custody: Included in the budget of NCF

Oaks Correctional Facility (ECF)

Warden David Gundy
1500 Caberfae Highway, P.O. Box 38
Eastlake, MI 49626-0038
(231) 723-8272; FAX (231) 723-4278

Opened: March 1992
Total Capacity: 772
Net Operating Capacity: 724
Age Limits: Men, 17 or older
Security Level: V (maximum)
Appropriation for 2000/2001: \$30,770,800
Appropriated per capita for prisoner care and custody:
\$93.67

Camp Sauble (CSA)

ADW Robert Szymke
4058 E. Freesoil Road
Freessoil, MI 49411
(231) 464-7104

Total Capacity: 156
Net Operating Capacity: 156
Age Limits: Men, 17 or older
Security Level: I (minimum)
Appropriation for 2000/2001: Included in the
budget of Oaks Correctional Facility (ECF)
Appropriated per capita for prisoner care and
custody: Included in the budget of ECF

Ojibway Correctional Facility (OCF) [formerly Camp Ojibway]

Warden Terry Sherman
N. 5705 Ojibway Road, P.O. Box 236
Marenisco, MI 49947
(906) 787-2217; FAX (906) 787-2324

Opened July 2000
Total Capacity: 962
Net Operating Capacity: 960
Age Limits: Men, 17 or older
Security Level: II (medium)
Appropriation for 2000/2001: \$15,974,600
Appropriated per capita for prisoner care and custody:
\$45.59

Parnall Correctional Facility (SMT)

Warden Henry Grayson
1780 E. Parnall
Jackson, MI 49201-7138
(517) 780-6004; FAX (517) 780-6399

Opened: 1839 (Became separate facility under State
Prison of Southern Michigan break-up plan, October
1994)

Total Capacity: 1,491
Net Operating Capacity: 1,483
Age Limits: Men, 17 or older
Security Level: I (minimum)
Appropriation for 2000/2001: \$22,360,600
Appropriated per capita for prisoner care and custody:
\$42.31

Parr Highway Correctional Facility (ATF) [formerly Adrian Temporary Corr Facility]

Warden David Jamrog
2727 E. Beecher
Adrian, MI 49221
(517) 263-3500; FAX (517) 264-9544

Opened: May 1989
Total Capacity: 962
Net Operating Capacity: 960
Age Limits: Men, 17 or older
Security Level: I (minimum/secured)
Appropriation for 2000/2001: Included in the budget
of Gus Harrison Correctional Facility (ARF)
Appropriated per capita for prisoner care and custody:
Included in the budget of ARF

Pine River Correctional Facility (SPR)

Warden Jan Trombley
320 N. Hubbard
St. Louis, MI 48880
(989) 681-6668; FAX (989) 681-6678

Opened: January 2000
Total Capacity: 962
Net Operating Capacity: 961
Age Limits: Men, 17 or older
Security Level: I (minimum, secure)
Appropriation for 2000/2001: \$16,265,400
Appropriated per capita for prisoner care and custody:
\$46.42

Pugsley Correctional Facility (MPF) [formerly Camp Pugsley]

Warden Ray Wolfe
7401 E. Walton Road
Kingsley, MI 49649
(231) 263-5253; FAX (231) 263-7606

Converted from Camp to Institution 2000
Accepting prisoners January 2001
Total Capacity: 952
Net Operating Capacity: 950
Age Limits: Men, 17 or older
Security Level: I (minimum/secured)
Appropriation for 2000/2001: \$14,632,800
Appropriated per capita for prisoner care and custody:
\$42.02

Riverside Correctional Facility (RCF)

Warden Janette Price
777 W. Riverside Drive
Ionia, MI 48846
(616) 527-0110; FAX (616) 527-2936

Opened: January 1977
Total Capacity: 858
Net Operating Capacity: 795
Age Limits: Men, 17 or older
Security Level: II, IV (medium, close)
Appropriation for 2000/2001: \$26,513,800
Appropriated per capita for prisoner care and custody:
\$70.25

Riverside Reception Center (RRC)

Administrator Roy Conrad
777 W. Riverside Drive
Ionia, MI 48846
(616) 527-0110

Opened: May 1979
Total Capacity: 210
Net Operating Capacity: 176
Age Limits: All male commitments under 21 are
processed through this center
Appropriation for 2000/2001: Included in the
budget of Riverside Correctional Facility (RCF)
Appropriated per capita for prisoner care and
custody: Included in the budget of RCF

Ryan Correctional Facility (RRF)

Warden David Smith
17600 Ryan Road
Detroit, MI 48212
(313) 368-3200; FAX (313) 368-3224

Opened: August 1991
Total Capacity: 1,066
Net Operating Capacity: 1,060
Age Limits: Men, 17 or older
Security Level: II and IV (medium, close)
Appropriation for 2000/2001: \$25,144,100
Appropriated per capita for prisoner care and custody: \$65.98

Saginaw Correctional Facility (SRF)

Warden Barbara Bock
9625 Pierce Road
Freeland, MI 48623
(989) 695-9880; FAX (989) 695-6662

Opened: August 1993
Total Capacity: 1,262
Net Operating Capacity: 1,250
Age Limits: Men, 17 or older
Security Level: I, II, and IV (minimum, medium, close)
Appropriation for 2000/2001: \$25,455,600
Appropriated per capita for prisoner care and custody: \$56.79

Robert Scott Correctional Facility (SCF)

Warden Joan N. Yukins
47500 Five Mile Road
Plymouth, MI 48170
(734) 459-7400; FAX (734) 459-6148

Opened: December 1986; opened as female institution May 1991
Total Capacity: 877
Net Operating Capacity: 858
Age Limits: Females, all ages
Security Level: I, II, IV, and V (minimum, medium, close, maximum)
Appropriation for 2000/2001: \$24,231,500
Appropriated per capita for prisoner care and custody: \$78.38

Scott Reception Center (SRC)

Warden Joan N. Yukins
47500 Five Mile Road
Plymouth, MI 48170
(734) 459-7400

Opened: January 1992
Age Limits: All female commitments are processed through this center
Appropriation for 2000/2001: Included in the budget of Robert Scott Correctional Facility (SCF)
Appropriated per capita for prisoner care and custody: Included in the budget of SCF

Camp Brighton (CBI)

ADW Darrell Steward
P.O. Box 200
Pinckney, MI 48169
(734) 878-6623

Total Capacity: 270
Net Operating Capacity: 270
Age Limits: Females, all ages
Security Level: I (minimum)
Appropriation for 1999/2000: Included in the budget of Robert Scott Correctional Facility (SCF)
Appropriated per capita for prisoner care and custody: Included in the budget of SCF

St. Louis Correctional Facility (SLF)

Warden Paul Renico
8585 N. Croswell Road
St. Louis, MI 48880
(989) 681-6444; FAX (989) 681-2425

Opened: 1999
Total Capacity: 1,294
Net Operating Capacity: 1,222
Age Limits: Men, 17 or older
Security Level: IV (close)
Appropriation for 2000/2001: \$43,516,900
Appropriated per capita for prisoner care and custody:
\$52.89

Southern Michigan Correctional Facility (JMF)

Warden Sherry Burt
4002 Cooper Street
Jackson, MI 49201
(517) 780-6100; FAX (517) 780-6599

Opened: 1997
Total Capacity: 616
Net Operating Capacity: 606
Age Limits: Men, 21 or older
Security Level: IV (close)
Appropriation for 2000/2001: \$30,553,500
Appropriated per capita for prisoner care and custody:
\$95.02

Standish Maximum Correctional Facility (SMF)

Warden Thomas Birkett
4713 West M-61
Standish, MI 48658
(989) 846-7000; FAX (989) 846-7021

Opened: April 1990
Total Capacity: 528
Net Operating Capacity: 508
Age Limits: Men, 17 or older
Security Level: V (maximum)
Appropriation for 2000/2001: \$29,172,100
Appropriated per capita for prisoner care and custody:
\$92.29

Camp Lehman (CLE)

ADW James M. Craigie
4282 Hartwick Pines Road
Grayling, MI 49738
(517) 348-8101

Total Capacity: 342
Net Operating Capacity: 339
Age Limits: Men, 17 or older
Security Level: I (minimum)
Appropriation for 2000/2001: Included in the
budget of Standish Maximum Correctional
Facility (SMF)
Appropriated per capita for prisoner care and
custody: Included in the budget of SMF

State Prison of Southern Michigan - Central Complex (SMI)

Warden Harold White
4000 Cooper Street
Jackson, MI 49201
(517) 780-6000

Opened: 1839
New Prison: 1926 (started - 1924; finished and old
prison closed - July 1934)
Total Capacity: 723
Net Operating Capacity: 683
Age Limits: Men, 21 or older
Security Level: Administrative Segregation
Appropriation for 2000/2001: \$44,753,600
Appropriated per capita for prisoner care and
custody: \$78.80

Reception and Guidance Center (RGC)

Administrator Doug Vasbinder
4000 Cooper Street
Jackson, MI 49201
(517) 780-6000; FAX (517) 780-6699

Opened: 1956
Total Capacity: 645
Net Operating Capacity: 644
Age Limits: All male commitments 21 years or
older are processed through this center
Appropriation for 2000/2001: Included in the
budget of State Prison of Southern
Michigan -
Central Complex (SMI)
Appropriated per capita for prisoner care and
custody: Included in the budget of SMI

Straits Correctional Facility (KTF) [formerly Chippewa Temporary Correctional Facility]

Warden Fabian LaVigne
4387 W. M-80
Kincheloe, MI 49785
(906) 495-5674; FAX (906) 495-5007

Opened: May 1988
Total Capacity: 962
Net Operating Capacity: 960
Age Limits: Men, 17 or older
Security Level: I (minimum/secured)
Appropriation for 2000/2001: Included in the budget
of Chippewa Correctional Facility (URF)
Appropriated per capita for prisoner care and custody:
Included in the budget of URF

Camp Pellston (CPL)

ADW Cindi Curtin
Route #1
Pellston, MI 49769
(231) 526-5177
(231) 526-7541

Total Capacity: 140
Net Operating Capacity: 140
Age Limits: Men, 17 or older
Security Level: I (minimum)
Appropriation for 2000/2001: Included in the
budget of Chippewa Correctional Facility (URF)
Appropriated per capita for prisoner care and
custody: Included in the budget of URF

Thumb Correctional Facility (TCF)

Warden Barry McLemore
3225 John Conley Drive
Lapeer, MI 48446
(810) 667-2045; FAX (810) 667-2048

Opened: October 1987
Total Capacity: 976
Net Operating Capacity: 968
Age Limits: Men, 17 or older
Security Level: II (medium)
Appropriation for 2000/2001: \$25,303,500
Appropriated per capita for prisoner care and custody:
\$57.10

Camp Tuscola (CTU)

ADW Mike Flintoft
2420 Chambers Road
Caro, MI 48723
(517) 673-6760
(517) 673-7068

Total Capacity: 260
Net Operating Capacity: 260
Age Limits: Men, 17 or older
Security Level: I (minimum)
Appropriation for 2000/2001: Included in the
budget of Thumb Correctional Facility (TCF)
Appropriated per capita for prisoner care and
custody: Included in the budget of TCF

Western Wayne Correctional Facility (WCF)

Warden Clarice Stovall
48401 Five Mile Road
Plymouth, MI 48170
(734) 459-2500; FAX (734) 459-5255

Opened: June 1985, Converted to female facility 10/2000
Total Capacity: 775
Net Operating Capacity: 764
Age Limits: Females, all ages
Security Level: I (secure)
Appropriation for 2000/2001: \$26,200,400
Appropriated per capita for prisoner care and custody:
\$68.69

West Shoreline Correctional Facility (MTF) [formerly Muskegon Temporary Correctional Facility]

Warden Mary Berghuis
2500 S. Sheridan Drive
Muskegon Heights, MI 49444
(231) 773-1122; FAX (231) 777-2097

Opened: October 1987
Total Capacity: 962
Net Operating Capacity: 960
Age Limits: Men, 17 or older
Security Level: I (minimum/secured)
Appropriation for 2000/2001: Included in the budget of
Earnest C. Brooks Correctional Facility (LRF)
Appropriated per capita for prisoner care and custody:
Included in the budget of LRF

Non-MDOC Locations

Michigan Youth Correctional Facility (MYC)

Private, leased institution operated by Wackenhut Corporation for prisoners under the age of 20

Warden Frank Elo
1805 W. 32nd Street
Baldwin, MI 49304
(231) 745-9711; FAX (231) 745-9707

Opened July 1999
Total Capacity: 480
Net Operating Capacity: 450
Age Limits: Less than 17 years up to 20 years
Prisoners are transferred out prior to
20th birthday
Security Level: V (Maximum)
Appropriation for 2000/2001: \$26,071,900
Appropriated per capita for prisoner care and
custody: \$148.81

Huron Valley Center (HVC)

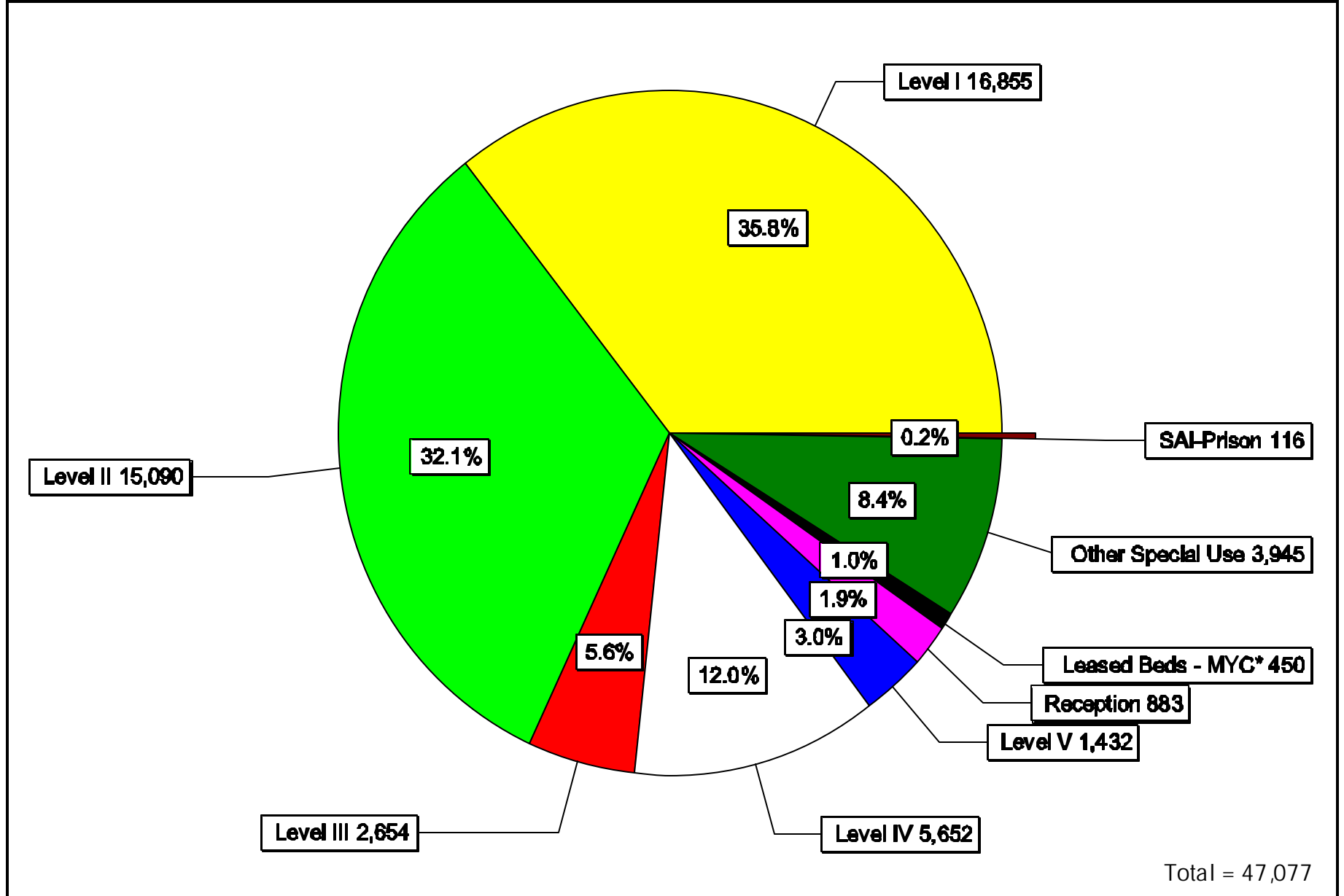
Huron Valley Center (HVC)
Operated by the Michigan Department of
Community Health for psychiatric hospital
services.

Director Rosettus Weeks
3511 Bemis Road
Ypsilanti, MI 48197
(734) 434-5888; FAX (734) 434-2881

Opened: August 1994
Total Capacity: 370
Net Operating Capacity: 227
Age Limit: Men and Women, all ages
Security Level: V (all security levels for evaluation
and treatment)

C Net Operating Capacity by Security Level

As of December 31, 2000



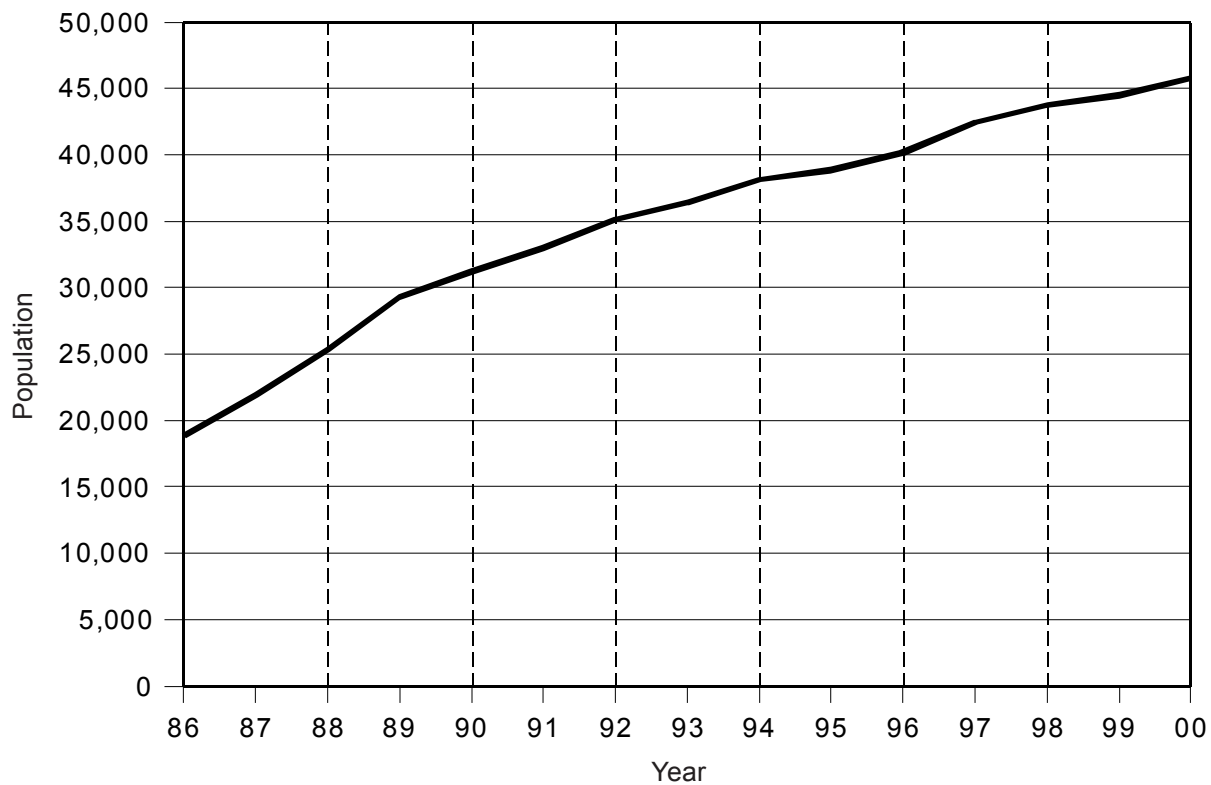
* "Leased Beds - MYC" refers to prisoners housed at the Michigan Youth Facility under contract with Wackenhut Corporation.

SOURCE: 10/2000 Capacity Certification Survey

Ca Year-End Prison Population (Institutions and Camps)

Calendar Years 1986 -2000

Year	Year-End Population	Numerical Change	Percent Change
1986	18,836	2,833	17.7
1987	21,930	3,094	16.4
1988	25,377	3,447	15.7
1989	29,321	3,944	15.5
1990	31,240	1,919	6.5
1991	33,018	1,778	5.7
1992	35,131	2,113	6.4
1993	36,474	1,343	3.8
1994	38,145	1,671	4.6
1995	38,854	709	1.9
1996	40,182	1,328	3.4
1997	42,426	2,244	5.6
1998	43,821	1,395	3.3
1999	44,500	679	1.5
2000	45,821	1,321	3.0



SOURCE: Prison Census Reports.

C1 2000 Total Prisoner Population by Minimum Term Distribution—All Offenses

Page One of Twenty-one

119

GRAND TOTALS* VIOLATIONS ATTEMPTS																		
Max. Penalty																		
19.142	State Property Violations	MISD ATTEMPTS																
28.2931	State ID Card - False Application	5 ATTEMPTS																
28.729	Sex Offender - Fail to Register	4 ATTEMPTS																
205.4286	Tobacco Products Tax Act - Unauth Tax Stamps	10 ATTEMPTS																
257.254	MV Code - Intent to Pass False Title	10 ATTEMPTS																
257.257	License Documents/Plates Forgery	5 ATTEMPTS																
257.311	Driving w/o License in Possession	MISD ATTEMPTS																
257.602	Disobey Police Traffic Order	MISD ATTEMPTS																
257.602A	Peace Officer - Fleeing Vehicle Code	15 ATTEMPTS																
257.602A2	Peace Officer - Fleeing/ Vehicle CD - 4th Deg	2 ATTEMPTS																
257.602A3	Peace Officer - Fleeing/ Vehicle CD 2nd Off	5 ATTEMPTS																
257.602A3-A	Peace Officer - Fleeing/ Vehicle CD - 3rd Deg	5 ATTEMPTS																
257.602A4-A	Peace Officer - Fleeing - 2nd Deg - Vehicle CD	10 ATTEMPTS																
257.617	Fail to Stop at Accident - Serious Impairment/Death Rslt	5 ATTEMPTS																
257.617A	Leave Scene Personal Injury Accident	1 ATTEMPTS																
257.625	Operating Motor Vehicle - Addict or Intox	20 ATTEMPTS																
257.6251	Operate - Addict or Intox	5 ATTEMPTS																
257.6251-A	Operating - OUIL/Per Se	MISD ATTEMPTS																
257.62510C	Operating - OWI - 3rd Offense	5 ATTEMPTS																

TOTAL	0.5	1	1.5	2	2.5	3	3.5	4	4.5	5	10	15	20	25	>25	LIFE	AVG
47,718	432	2,903	3,339	5,753	2,172	4,396	1,175	2,539	304	3,664	8,697	3,005	2,257	1,178	1,381	4,294	7.2
46,090	369	2,679	3,082	5,425	2,031	4,233	1,086	2,528	303	3,646	8,654	2,991	2,244	1,171	1,379	4,269	7.3
1,399	63	224	257	328	141	163	89	11	1	18	43	14	13	7	2	25	2.5
1	1																0.2
3		2		1													1.3
25	1	3	9	4	2	4				1	1						2.0
1	1		1														0.1
1			1														1.5
23		3	4	1	3	2	2	2		2	2	2					3.9
2					1					1							3.7
4		2		1	1												1.5
1			1														1.3
1				1													2.0
2			1		1												2.0
23	1	5	14	1	2												1.3
4		1	1	2													1.5
95	1	27	23	21	6	12	2	3									1.7
1				1													1.9
4				2		1		1									2.7
32			4	8	3	10	4			1	2						3.0
1		1															1.0
1			1														1.4
2								1		1							4.5
63	2	9	10	15	7	5	10		2	2			1				2.5
1							1										3.3

NOTE: Be sure to check for related offense codes when examining a particular type of crime. They may or may not be in sequential order or even on the same page.

C1 2000 Total Prisoner Population by Minimum Term Distribution—All Offenses

Page Two of Twenty-one

120

GRAND TOTALS* VIOLATIONS ATTEMPTS																		
Max. Penalty																		
257.6253-A	Operating Impaired	MISD ATTEMPTS																
257.6254	Operating - Under the Influence Causing Death	15 ATTEMPTS																
257.6255	OUIL - Causing Incapacitating Injury	5 ATTEMPTS																
257.6255-A	Operating - Under the Influence Causing Serious Injury	5 ATTEMPTS																
257.6256	Operating - OUIL/Per Se 3rd (Felony)	5 ATTEMPTS																
257.6256-A	Operating a Vehicle - Minor	MISD ATTEMPTS																
257.6256B	Operating - OUIL/Per Se/OWI - 2nd Offense	1 ATTEMPTS																
257.6256D	Operating - OUIL/Per Se/OWI - 3rd Offense	5 ATTEMPTS																
257.6257A2	Operating OUIL/Occupant < 16, 2nd Offense	5 ATTEMPTS																
257.903	Motor Vehicle Code, False ID	15 ATTEMPTS																
257.9041B	Operate - Allow Suspend, Revoked to Operate	MISD ATTEMPTS																
257.9044	Operate - License Suspend, Revoked Cause Death	15 ATTEMPTS																
257.9045	Operate - License Susp/Rev Cause Serious Injury	5 ATTEMPTS																
324.51510	Fires - Willfully Set Forests	10 ATTEMPTS																
324.801765	Marine Safety, OUIL Cause Serious Injury	5 ATTEMPTS																
324.821274	Snowmobile - OUIL Causing Death	15 ATTEMPTS																
333.5210	AIDS - Sexual Penetration with Uninformed Partner	4 ATTEMPTS																
333.73413	Contr. Sub, Imitation Mfg. or Distribution	2 ATTEMPTS																
333.7401	Contr. Sub, Mfg, Del, Poss	LIFE ATTEMPTS																

TOTAL	0.5	1	1.5	2	2.5	3	3.5	4	4.5	5	10	15	20	25	>25	LIFE	AVG
47,718	432	2,903	3,339	5,753	2,172	4,396	1,175	2,539	304	3,664	8,697	3,005	2,257	1,178	1,381	4,294	7.2
46,090	369	2,679	3,082	5,425	2,031	4,233	1,086	2,528	303	3,646	8,654	2,991	2,244	1,171	1,379	4,269	7.3
1,399	63	224	257	328	141	163	89	11	1	18	43	14	13	7	2	25	2.5
1			1														1.3
155	1	1	4	6	10	10	3	21	2	25	68	2	2				5.7
2			1			1	1										2.2
2																	3.1
55		2	7	13	13	4	10			5	1						2.6
8	1	1		1		1	2	2									2.6
2					1	1											2.7
1		1															1.0
2	1	1															0.6
1,158	3	95	172	355	147	181	109	34	5	41	16						2.3
3				1		2											2.6
4		1	1	1	1												1.7
6				2	1	2	1										2.6
2		1	1														1.2
3					1						1		1				10.6
1						1											3.0
1				1													2.0
1							1										3.3
1				1													2.0
2								1		1							4.4
1		1															1.0
22	2	7	7	4	2												1.3
9						1		1				2			1	4	12.3

NOTE: Be sure to check for related offense codes when examining a particular type of crime. They may or may not be in sequential order or even on the same page.

C1 2000 Total Prisoner Population by Minimum Term Distribution—All Offenses

Page Three of Twenty-one

121

GRAND TOTALS* VIOLATIONS ATTEMPTS		Max. Penalty
333.74011	Contr. Sub, Mfg, Del, Poss	LIFE ATTEMPTS
333.74012A	Contr. Sub, Mfg, Del, Poss (Narcotic or Cocaine)	LIFE ATTEMPTS
333.74012A1	Contr. Sub, Mfg, Del, Poss 650 or More Grams	LIFE ATTEMPTS
333.74012A2	Contr. Sub, Mfg, Del, Poss 225-649g	30 ATTEMPTS
333.74012A3	Contr. Sub, Mfg, Del, Poss 50-224g	20 ATTEMPTS
333.74012A4	Contr. Sub, Mfg, Del, Poss <50 Grams	20 ATTEMPTS
333.74012B	Contr. Sub, Mfg, Del, Poss, Sch 1-3 or Methamphet	20 ATTEMPTS
333.74012B-A	Contr. Sub, Mfg, Del, Poss (Sch 1,2,3 ex Marij & Coc)	7 ATTEMPTS
333.74012C	Contr. Sub, Mfg, Del, Poss, (Sch 4, or Add by Rule)	4 ATTEMPTS
333.74012C-A	Controlled Sub, Mfg, Del, Poss, (Sch 4)	4 ATTEMPTS
333.74012D	Controlled Sub, Mfg, Del, Poss (Sch 5)	2 ATTEMPTS
333.74012D1	Controlled Sub, Mfg, Del, Poss, 45 Kg+ Marijuana	15 ATTEMPTS
333.74012D2	Controlled Sub, Mfg, Del, Poss Marijuana 5 - <45 Kg	7 ATTEMPTS
333.74012D3	Controlled Sub, Mfg, Del, Poss, Marijuana <5 Kg	4 ATTEMPTS
333.74012E	Prescrip Forms/Official Unlaw- ful Mfg, Del, Poss	20 ATTEMPTS
333.74022A	Contr. Sub. - Mfg, Del, Poss Counterfeit-Narc/Meth	10 ATTEMPTS
333.74022B	Contr. Sub. - Mfg, Del, Poss Counterfeit (Sch. 1,2,3)	5 ATTEMPTS
333.74022E	Contr. Sub. - Mfg, Del, Poss Analogue	15 ATTEMPTS
333.7403	Controlled Sub - Possession	LIFE ATTEMPTS

TOTAL	0.5	1	1.5	2	2.5	3	3.5	4	4.5	5	10	15	20	25	>25	LIFE	AVG
47,718	432	2,903	3,339	5,753	2,172	4,396	1,175	2,539	304	3,664	8,697	3,005	2,257	1,178	1,381	4,294	7.2
46,090	369	2,679	3,082	5,425	2,031	4,233	1,086	2,528	303	3,646	8,654	2,991	2,244	1,171	1,379	4,269	7.3
1,399	63	224	257	328	141	163	89	11	1	18	43	14	13	7	2	25	2.5
1													1				20.0
22	1	1		1	2	2				2	1		2			10	6.2
157											3	4	5	2	2	141	18.7
1																1	
232						7		1		11	59	50	97	2	4	1	14.7
1											1						10.0
645		1	2	8	4	24	3	24	2	69	453	48	3	1	1	2	8.4
3		1									2						7.0
2,881	11	572	356	616	157	370	58	187	17	270	229	26	6	3	1	2	2.9
196	11	58	35	41	16	23	5			2	4	1					1.9
20			1	4	2	6	1	2		2	1		1				4.0
20		2	4	8		2	3				1						2.2
1							1										3.3
9		1		3	1	3					1						2.5
2	1	1															0.5
12			1	1	3	5					2						3.6
32	1	4	1	6	3	2		7	1	2	5						3.4
1	1																0.5
11			1	1	2	1	1	1		3	1						3.7
27		1	7	4	3	4		6		2							2.6
1		1															1.0
187	8	29	49	56	15	17	1	6		1	5						1.9
4	1	2	1														0.9
1						1											3.0
1				1													2.0
1				1													2.0
1										1							5.0
4		1		1		1					1						4.0

NOTE: Be sure to check for related offense codes when examining a particular type of crime. They may or may not be in sequential order or even on the same page.

C1 2000 Total Prisoner Population by Minimum Term Distribution—All Offenses

Page Four of Twenty-one

122

GRAND TOTALS* VIOLATIONS ATTEMPTS																		
Max. Penalty																		
333.74032A	Controlled Sub, Possession	LIFE																
	Narc. or Cocaine	ATTEMPTS																
333.74032A1	Controlled Sub - Poss 650g+	LIFE																
	Narc. or Cocaine	ATTEMPTS																
333.74032A2	Controlled Sub - Poss 225-649g	30																
	Narc. or Cocaine	ATTEMPTS																
333.74032A3	Controlled Sub - Poss 50-224g	20																
	Narc. or Cocaine	ATTEMPTS																
333.74032A4	Controlled Sub - Poss 25-49g	4																
	Narc. or Cocaine	ATTEMPTS																
333.74032A5	Controlled Sub - Poss Less 25g	4																
	Narc. or Cocaine	ATTEMPTS																
333.74032B	Contr. Sub - Poss Analogues, Sch 10	10																
	1-4 or Methamphet.	ATTEMPTS																
333.74032B-A	Controlled Sub - Possession/	2																
	Analogues	ATTEMPTS																
333.74032D	Controlled Sub - Poss Marijuana	1																
		ATTEMPTS																
333.74042A	Contr. Sub Use (Narcotic, Coc,	1																
	Methamphet)	ATTEMPTS																
333.7405D	Contr. Sub - Maintain or Keep	2																
	Drug House	ATTEMPTS																
333.7407A-A	Contr. Sub - Induce Person	LIFE																
	to Commit Felony	ATTEMPTS																
333.7407A1-A	Controlled Sub - Att Felony	LIFE																
		ATTEMPTS																
333.74071C	Controlled Sub - Obtain by Fraud	4																
		ATTEMPTS																
333.7410	Contr. Sub - Delivery to Minor	60																
	Poss on School Prop	ATTEMPTS																
333.74101-B	Contr. Sub - Delivery to Minor	14																
	(Sch 1-3 ex Marij/Coc)	ATTEMPTS																
333.74101-D	Contr. Sub - Delivery to Minor	8																
	(Sch. 4 & Marijuana)	ATTEMPTS																
333.74102-A	Contr. Sub - Del on School Prop	60																
	(Narc. or Coc) <50g	ATTEMPTS																
333.74104-A	Contr. Sub - Poss on School Prop	8																
	(Narc. or Coc) <25g	ATTEMPTS																

TOTAL	0.5	1	1.5	2	2.5	3	3.5	4	4.5	5	10	15	20	25	>25	LIFE	AVG
47,718	432	2,903	3,339	5,753	2,172	4,396	1,175	2,539	304	3,664	8,697	3,005	2,257	1,178	1,381	4,294	7.2
46,090	369	2,679	3,082	5,425	2,031	4,233	1,086	2,528	303	3,646	8,654	2,991	2,244	1,171	1,379	4,269	7.3
1,399	63	224	257	328	141	163	89	11	1	18	43	14	13	7	2	25	2.5
6		1									2		2			1	11.8
41																41	
42						1		2		3	12	9	12	1	2		14.0
122				2		1		3	1	10	89	13	2			1	9.1
1											1						10.0
31	1	10	7	4	1	2	1	2		1	2						2.1
3	1		1	1													1.3
781	58	186	139	200	76	86	5	15	1	6	8		1				1.8
19	6	6	5	1				1									1.0
3		1	1		1												1.6
6		1	3	1							1						2.5
18	8	6	2	1							1						1.2
2			2														1.4
11	1	3	5	1						1							1.5
3		1				2											2.2
1			1														1.5
1			1														1.5
13		4	1	2	1	3		2									2.1
2											1	1					11.0
1						1											3.0
2						1					1						4.1
1						1											3.0
1											1						7.0

NOTE: Be sure to check for related offense codes when examining a particular type of crime. They may or may not be in sequential order or even on the same page.

C1 2000 Total Prisoner Population by Minimum Term Distribution—All Offenses

Page Five of Twenty-one

123

GRAND TOTALS* VIOLATIONS ATTEMPTS		
Max. Penalty		
333.7416	Contr. Sub - Induce Minor to Commit Felony	LIFE ATTEMPTS
335.07	Marijuana, Possession	1 ATTEMPTS
335.3411A	Violation Drug Law (obsolete)	LIFE ATTEMPTS
400.60	Welfare Fraud	4 ATTEMPTS
400.601-B	Welfare Fraud - Over \$500	4 ATTEMPTS
400.602-B	Welfare Fraud - Fail to Inform \$500 or More	4 ATTEMPTS
432.2182	Gambling Activity-Felony Violations	10 ATTEMPTS
451.501	Blue Sky Laws - Fraudulent Schemes/Statements	10 ATTEMPTS
500.45111	Insurance - Fraudulent Acts	4 ATTEMPTS
500.45112	Insurance Fraud - Conspiracies	10 ATTEMPTS
570.152	Violation of Building Trust Act	3 ATTEMPTS
722.675	Distributing Obscene Matter to Minor	2 ATTEMPTS
750.10A	Sexually Delinquent	LIFE ATTEMPTS
750.110	Breaking & Entering	10 ATTEMPTS
750.110-A	Break & Enter - Unoccup. Bldg. w/Intent	10 ATTEMPTS
750.110-B	Break & Enter Occup Bldg. w/Intent	15 ATTEMPTS
750.110A2	Home Invasion - 1st Degree	20 ATTEMPTS
750.110A3	Home Invasion - 2nd Degree	15 ATTEMPTS
750.110A4	Home Invasion - 3rd Degree	5 ATTEMPTS

TOTAL	0.5	1	1.5	2	2.5	3	3.5	4	4.5	5	10	15	20	25	>25	LIFE	AVG
47,718	432	2,903	3,339	5,753	2,172	4,396	1,175	2,539	304	3,664	8,697	3,005	2,257	1,178	1,381	4,294	7.2
46,090	369	2,679	3,082	5,425	2,031	4,233	1,086	2,528	303	3,646	8,654	2,991	2,244	1,171	1,379	4,269	7.3
1,399	63	224	257	328	141	163	89	11	1	18	43	14	13	7	2	25	2.5
2											2						10.0
1		1															1.0
1												1					13.0
1	1																0.3
1				1													2.0
5	3			2													0.8
1		1															1.0
1		1															0.8
1			1														1.5
2	1	1															0.7
1								1									4.0
2			1							1							3.2
6				2	1	3											2.5
2,008	16	95	180	322	149	333	95	175	18	205	309	62	29	7	8	5	4.3
106		17	15	28	8	21	8			4	4	1					2.5
144		6	9	25	12	33	5	7	4	17	21	4	1				4.0
9		3	1	1	2			1		1							2.6
144	1	2	5	11	5	15	1	18		15	54	15	1		1		6.6
2			1	1													1.7
756	1	18	31	76	43	93	17	60	15	117	220	43	17	4		1	5.5
30		5	5	11	3	2	3			1							2.0
1,118	1	27	97	165	114	206	46	104	17	140	185	11	3		1	1	3.8
60	1		10	19	6	18	5				1						2.4
15		3	4	4	2	1				1							1.9
1			1														1.1

NOTE: Be sure to check for related offense codes when examining a particular type of crime. They may or may not be in sequential order or even on the same page.

C1 2000 Total Prisoner Population by Minimum Term Distribution—All Offenses

Page Six of Twenty-one

124

GRAND TOTALS* VIOLATIONS ATTEMPTS		
Max. Penalty		
750.111	Entering w/o Breaking	5 ATTEMPTS
750.115	Illegal Entry (w/o Owners Permission)	MISD ATTEMPTS
750.116	Possession of Burglars Tools	10 ATTEMPTS
750.117	Bribery of Public Officer	4 ATTEMPTS
750.131A	Checks w/o Account or w/o Suff Funds	2 ATTEMPTS
750.131A1	Check - No Account	2 ATTEMPTS
750.131A2	Check - 3 Non-Sufficient Funds Within 10 Days	2 ATTEMPTS
750.1313C	Check - Non-Sufficient Funds \$500 or More	2 ATTEMPTS
750.135	Child Abuse - Abandonment	10 ATTEMPTS
750.136	Cruelty to Children	4 ATTEMPTS
750.136A	Child Abuse, Torture	10 ATTEMPTS
750.136B	Child Abuse	15 ATTEMPTS
750.136B2	Child Abuse, 1st Degree	15 ATTEMPTS
750.136B3	Child Abuse, 2nd Degree	4 ATTEMPTS
750.136B4	Child Abuse, 3rd Degree	2 ATTEMPTS
750.145a	Children - Accosting for Immoral Purposes	1 ATTEMPTS
750.145B	Accost, Solic Child-Immoral Purposes 2nd Offense	4 ATTEMPTS
750.145C	Child Abusive Commercial Activity	20 ATTEMPTS
750.145C2	Child Sexually Abusive Activity	20 ATTEMPTS

TOTAL	0.5	1	1.5	2	2.5	3	3.5	4	4.5	5	10	15	20	25	>25	LIFE	AVG
47,718	432	2,903	3,339	5,753	2,172	4,396	1,175	2,539	304	3,664	8,697	3,005	2,257	1,178	1,381	4,294	7.2
46,090	369	2,679	3,082	5,425	2,031	4,233	1,086	2,528	303	3,646	8,654	2,991	2,244	1,171	1,379	4,269	7.3
1,399	63	224	257	328	141	163	89	11	1	18	43	14	13	7	2	25	2.5
84	3	16	10	19	9	13	6	1		1	6						2.4
2	1	1															0.7
3						1				2							4.2
34		2	2	8	3	5	3	1		3	3	2	1			1	4.2
1			1														1.5
2		2															0.9
4		1				2	1										2.6
27		3	16	4	1	2				1							1.6
8		2	4	1		1											1.4
8		4	2	1		1											1.4
1										1							5.0
3		1								1	1						5.0
1															1		30.0
8						1		2		2	2	1					6.6
85		2	3	9	3	8	3	6	1	14	29	4	2		1		6.1
6				1	2	1	2										2.7
21		2	4	4	3	4		1		1	2						2.8
1			1														1.3
12	1	2	5			4											1.6
1		1															1.0
1								1									4.0
6						1					5						7.1
35	1		1	4	1	3	1		1	5	11	7					6.7
1				1													1.9

NOTE: Be sure to check for related offense codes when examining a particular type of crime. They may or may not be in sequential order or even on the same page.

C1 2000 Total Prisoner Population by Minimum Term Distribution—All Offenses

Page Seven of Twenty-one

125

GRAND TOTALS* VIOLATIONS ATTEMPTS		
Max. Penalty		
750.145N1	Abuse Vulnerable Adult - 15 1st Degree ATTEMPTS	
750.157A	Conspiracy 5 ATTEMPTS	
750.157B	Solicit to Murder, Other LIFE Felony ATTEMPTS	
750.157B2	Solicit to Murder LIFE ATTEMPTS	
750.157C	Solicit, Minor to Commit LIFE Felony ATTEMPTS	
750.157N	Financial Transaction Device, 4 Steal/Retain/Poss ATTEMPTS	
750.157N1	Financial Transaction Device - 4 Steal/Retain w/o Perm ATTEMPTS	
750.157N2	Financial Transaction Device - 4 Poss Fraudulent One ATTEMPTS	
750.157P	Financial Transaction Device - 4 Poss w/Int to Use/Sell ATTEMPTS	
750.157Q	Financial Transaction Device - 4 Illegal Sale/Use ATTEMPTS	
750.157U	Financial Transaction Device - 4 Overcharging ATTEMPTS	
750.157V	Financial Transaction Device - 4 False ID ATTEMPTS	
750.157W	Financial Trans Device - Fraud 10 Withdrawals/Transfers ATTEMPTS	
750.157W1C1	Financial Trans Device-Fraud 5 Betw \$1K & <\$20K ATTEMPTS	
750.158	Sodomy 15 ATTEMPTS	
750.159I1	Criminal Enterprise - 20 Conducting ATTEMPTS	
750.160	Dead Bodies - Disinterment 10 & Mutilation ATTEMPTS	
750.161	Desertion & Non Support 3 ATTEMPTS	
750.165	Refusing to Support Spouse or 4 Children ATTEMPTS	

TOTAL	0.5	1	1.5	2	2.5	3	3.5	4	4.5	5	10	15	20	25	>25	LIFE	AVG
47,718	432	2,903	3,339	5,753	2,172	4,396	1,175	2,539	304	3,664	8,697	3,005	2,257	1,178	1,381	4,294	7.2
46,090	369	2,679	3,082	5,425	2,031	4,233	1,086	2,528	303	3,646	8,654	2,991	2,244	1,171	1,379	4,269	7.3
1,399	63	224	257	328	141	163	89	11	1	18	43	14	13	7	2	25	2.5
1						1											3.0
6		1									1	1			1	2	18.9
11											4	2			3	2	19.2
2							1			1							4.1
1																1	
5	1		1	1	1	1											1.8
51	1	11	12	11	5	5		3		1	2						2.0
1			1														1.3
10		2	5	1						1	1						2.1
7			2	3		1					1						2.4
1			1														1.3
21		3	4	6	2	3		2		1							2.2
2			2														1.4
1			1														1.3
5		2	1	2													1.4
3			1	1		1											2.0
2				1	1												2.2
6				2						1	3						4.8
1				1													2.0
19		1	1	2		1	1	2		3	2	5	1				7.4
1				1													2.0
3						1				1		1					7.1
1			1														1.5
3				2	1												2.1
2			2														1.2

NOTE: Be sure to check for related offense codes when examining a particular type of crime. They may or may not be in sequential order or even on the same page.

C1 2000 Total Prisoner Population by Minimum Term Distribution—All Offenses

Page Eight of Twenty-one

126

GRAND TOTALS* VIOLATIONS ATTEMPTS		
Max. Penalty		
750.167	Disorderly Person	MISD ATTEMPTS
750.174	Embezzle - Agt, Serv, Emp, Trustee	10 ATTEMPTS
750.174-B	Embezzlement - Agent or Trustee Over \$100	10 ATTEMPTS
750.1744A	Embezzlement - Agent or Trustee Betw \$1K and <\$20K	5 ATTEMPTS
750.1744B	Embezzle - Agent or Trustee Betw \$200 & <\$1K, 2nd Off	5 ATTEMPTS
750.1745A	Embezzlement - Agent or Trustee \$20K or More	10 ATTEMPTS
750.175	Embezzle - Public Officer, Agent, Servant Over \$50	10 ATTEMPTS
750.181	Embezzlement - Jointly Held Property	10 ATTEMPTS
750.183	Aid Escape of & Rescue Prisoner	7 ATTEMPTS
750.186A	Escape from Juvenile Facility	4 ATTEMPTS
750.193	Break, Escape or Attempt to Break, Escape Prison	5 ATTEMPTS
750.1952	Escape - From Felony Jail Sentence	4 ATTEMPTS
750.197	Break Esc Jail While Awaiting Trial	4 ATTEMPTS
750.197C	Assault Employee and/or Jail Through Violence	4 ATTEMPTS
750.1971	Escape Awaiting Trial For Misdemeanor	2 ATTEMPTS
750.1972	Escape - Awaiting Trial for Felony	4 ATTEMPTS
750.199	Harboring Escapees	MISD ATTEMPTS
750.199A	Absconding or Forfeiting Bond	4 ATTEMPTS
750.204A	Explosive, Sending w/Int to Frighten	5 ATTEMPTS

TOTAL	0.5	1	1.5	2	2.5	3	3.5	4	4.5	5	10	15	20	25	>25	LIFE	AVG
47,718	432	2,903	3,339	5,753	2,172	4,396	1,175	2,539	304	3,664	8,697	3,005	2,257	1,178	1,381	4,294	7.2
46,090	369	2,679	3,082	5,425	2,031	4,233	1,086	2,528	303	3,646	8,654	2,991	2,244	1,171	1,379	4,269	7.3
1,399	63	224	257	328	141	163	89	11	1	18	43	14	13	7	2	25	2.5
1	1																0.3
10			1	4	2	1	1			1							2.5
1			1														1.3
87		7	16	19	6	17	1	6	2	10	3						2.7
9	1	3	3			2											1.4
8			2	4		1	1										2.1
2		1		1													1.3
1			1														1.1
6				2	1	1			1	1							3.1
1	1																0.5
1				1													2.0
1								1									4.0
1							1										3.3
4			1		1	1		1									2.7
1	1																0.5
11		3	1	5	1	1											1.7
2			2														1.4
216	15	62	26	61	13	15	9	4		2	5	2	2				2.1
8		5		2			1										1.4
34		10	9	6	3	2	1	2		1							1.8
2		1	1														1.1
4		1		1		2											2.1
4																	
138	7	28	15	36	10	20	2	9		4	7						2.3
15	3	9	3														0.9
1				1													2.0
24	1	6	3	1	2	5	1	2		2	1						2.4
1																	
1								1									4.0
41		3	9	6	5	9	3	3		2	1						2.5
3		1	1			1											1.6
2			1					1									2.7

NOTE: Be sure to check for related offense codes when examining a particular type of crime. They may or may not be in sequential order or even on the same page.

C1 2000 Total Prisoner Population by Minimum Term Distribution—All Offenses

Page Nine of Twenty-one

127

GRAND TOTALS* VIOLATIONS ATTEMPTS																		
Max. Penalty																		
750.206	Explosive, Place w/Int to Damage	25 ATTEMPTS																
750.207	Explosives, Placing w/Injury Death Resulting	LIFE ATTEMPTS																
750.2072A	Explosive, Place Near Prop w/Int Alarm/Injure/Damage	15 ATTEMPTS																
750.2072B	Explosives, Place Near Prop, Cause Property Damage	20 ATTEMPTS																
750.208	Explosive, Aiding/Abetting Placement	15 ATTEMPTS																
750.211	Explosives - Manufacture With Unlawful Intent	5 ATTEMPTS																
750.211A	Explosives - Poss & Use	LIFE ATTEMPTS																
750.211A2A	Explosives - Poss of Molotov Cocktail/Other Expl.	15 ATTEMPTS																
750.211A2B	Explosives - Poss Molotov Cocktail Cause Damage	20 ATTEMPTS																
750.213	Extortion	20 ATTEMPTS																
750.218	False Pretenses w/Int to Defraud	10 ATTEMPTS																
750.218A	False Pretenses - \$100 or Less, 4th	1 ATTEMPTS																
750.218-B	False Pretenses - Over \$100	10 ATTEMPTS																
750.2183A	False Pretenses - Betw \$200 & <\$1,000	1 ATTEMPTS																
750.2184A	False Pretenses - \$1,000 or More, Less Than \$20K	5 ATTEMPTS																
750.2185A	False Pretenses - \$20K or More	10 ATTEMPTS																
750.224	Weapons, Dangerous Weapon Sale/Poss	5 ATTEMPTS																
750.224A	Weapon, Taser, Poss or Sale	4 ATTEMPTS																
750.224B	Weapon, Short-Barrel Shotgun/ Rifle	5 ATTEMPTS																

TOTAL	0.5	1	1.5	2	2.5	3	3.5	4	4.5	5	10	15	20	25	>25	LIFE	AVG
47,718	432	2,903	3,339	5,753	2,172	4,396	1,175	2,539	304	3,664	8,697	3,005	2,257	1,178	1,381	4,294	7.2
46,090	369	2,679	3,082	5,425	2,031	4,233	1,086	2,528	303	3,646	8,654	2,991	2,244	1,171	1,379	4,269	7.3
1,399	63	224	257	328	141	163	89	11	1	18	43	14	13	7	2	25	2.5
4						1				1	1			1			10.1
3												2				1	15.0
1		1															1.0
1			1														1.5
5				1						1	1		1		1		13.6
3			1	1	1												1.9
3		1		1		1											1.9
1	1																0.5
3			1	1				1									2.4
1			1														1.5
1						1											3.0
54		1		4	3	10		2	1	5	19	6	2		1		7.3
1		1															1.0
16		2	1	3	2	2		2		2	1	1					3.7
2				2													2.0
1		1															1.0
116	1	2	7	16	10	25	9	13		18	14				1		3.8
10	1	1	1	2	2	1	2										2.1
1								1									3.8
16		1	3	4	1	1	4			1	1						2.6
1				1													1.7
4				2		1				1							3.0
1				1													2.0
1		1															0.9
23	2	3	1	3	7	4	1	1						1			3.1
3				3													1.7

NOTE: Be sure to check for related offense codes when examining a particular type of crime. They may or may not be in sequential order or even on the same page.

C1 2000 Total Prisoner Population by Minimum Term Distribution—All Offenses

Page Ten of Twenty-one

128

GRAND TOTALS* VIOLATIONS ATTEMPTS		
Max. Penalty		
750.224D2	Weapon, Chemical Type	2 ATTEMPTS
750.224F	Weapon-Firearm, Poss by Felon	5 ATTEMPTS
750.2241-A	Weapon, Dangerous Weapon - Misc	5 ATTEMPTS
750.226	Carry Weapon w/Unlawful Intent	5 ATTEMPTS
750.227	Carrying Concealed Weapons	5 ATTEMPTS
750.227A	Weapons - Firearms - Unlawful Poss By Sec. Guard	4 ATTEMPTS
750.227B	Felony Firearm	10 ATTEMPTS
750.227B-A	Weapons - Felony Firearm	2 ATTEMPTS
750.227B-B	Weapons - Felony Firearm - 2nd Offense	5 ATTEMPTS
750.227C	Poss of Loaded Firearm in Vehicle	2 ATTEMPTS
750.227D	Poss of Firearm in Motor Vehicle	MISD ATTEMPTS
750.234A	Firearm, Discharge from a Vehicle	4 ATTEMPTS
750.234B	Firearm, Discharge In/At Dwelling	4 ATTEMPTS
750.237A1	Weapon Free School Zone, General Felony	1 ATTEMPTS
750.248	Forgery of Records, Other Instruments	14 ATTEMPTS
750.248A	Financial Transaction Device - Utter & Publish	4 ATTEMPTS
750.249	Uttering & Publishing	14 ATTEMPTS
750.250	Forgery of State Warrant	7 ATTEMPTS
750.251	Forgery of Bank Bills/Promisory Notes	7 ATTEMPTS

TOTAL	0.5	1	1.5	2	2.5	3	3.5	4	4.5	5	10	15	20	25	>25	LIFE	AVG
47,718	432	2,903	3,339	5,753	2,172	4,396	1,175	2,539	304	3,664	8,697	3,005	2,257	1,178	1,381	4,294	7.2
46,090	369	2,679	3,082	5,425	2,031	4,233	1,086	2,528	303	3,646	8,654	2,991	2,244	1,171	1,379	4,269	7.3
1,399	63	224	257	328	141	163	89	11	1	18	43	14	13	7	2	25	2.5
2			2														1.4
189	7	23	30	46	21	26	5	9	1	8	9	2		1	1		2.8
2		1		1													1.3
4			2	2													1.7
1		1															1.0
20		1	5	1	2	2	4				2	1	1			1	4.4
2				2													1.8
426	9	80	77	127	37	43	22	7	4	11	4	2	2	1			2.2
21	4	7	6	4													1.1
1						1											3.0
160				148						12							2.2
4				4													2.0
56				55						1							2.0
1		1															1.0
1										1							5.0
4			1	1				1								1	2.4
1	1																0.3
5				3		1		1									2.5
32	1	8	7	9		4		3									1.8
1		1															1.0
1				1													2.0
113		8	15	22	4	17	3	10		13	20	1					3.5
7			2	3		2											2.1
2		2															1.0
678	4	44	90	150	52	75	25	74	8	83	68	4	1				3.2
80	4	7	16	21	13	14	4			1							2.0
2						1		1									3.5
4				1		1		2									3.2

NOTE: Be sure to check for related offense codes when examining a particular type of crime. They may or may not be in sequential order or even on the same page.

C1 2000 Total Prisoner Population by Minimum Term Distribution—All Offenses

Page Eleven of Twenty-one

129

GRAND TOTALS* VIOLATIONS ATTEMPTS			Max. Penalty
750.253	Uttering & Publishing Counterfeit Bills or Notes	5 ATTEMPTS	
750.254	Forged Bills, Notes, Poss w/Int to Utter & Publish	5 ATTEMPTS	
750.260	Counterfeiting - Coins/Poss of 5 or More	LIFE ATTEMPTS	
750.261	Counterfeiting - Coins/Poss of Less than 5	10 ATTEMPTS	
750.280	Gross Frauds & Cheats at Common Law	10 ATTEMPTS	
750.300A1B	Fraud, Food Stamps >\$250 - \$1000	5 ATTEMPTS	
750.316	First Degree Murder	LIFE ATTEMPTS	
750.316-A	Murder - 1st Degree - Premeditated	LIFE ATTEMPTS	
750.316-B	Murder - Felony	LIFE ATTEMPTS	
750.316-C	Murder - Open - Statutory Short Form	LIFE ATTEMPTS	
750.317	Second Degree Murder	LIFE ATTEMPTS	
750.321	Manslaughter	15 ATTEMPTS	
750.321-A	Manslaughter - Statutory Short Form	15 ATTEMPTS	
750.321-C	Manslaughter - Involuntary	15 ATTEMPTS	
750.321-E	Manslaughter with Motor Vehicle	15 ATTEMPTS	
750.322	Homicide - Killing of Unborn Child	15 ATTEMPTS	
750.324	Negligent Homicide	2 ATTEMPTS	
750.329	Death, Firearm without Malice	15 ATTEMPTS	
750.335A	Indecent Exposure (Sexually Delinquent Person)	LIFE ATTEMPTS	

TOTAL	0.5	1	1.5	2	2.5	3	3.5	4	4.5	5	10	15	20	25	>25	LIFE	AVG
47,718	432	2,903	3,339	5,753	2,172	4,396	1,175	2,539	304	3,664	8,697	3,005	2,257	1,178	1,381	4,294	7.2
46,090	369	2,679	3,082	5,425	2,031	4,233	1,086	2,528	303	3,646	8,654	2,991	2,244	1,171	1,379	4,269	7.3
1,399	63	224	257	328	141	163	89	11	1	18	43	14	13	7	2	25	2.5
2			2														1.3
1			1														1.3
1				1													2.0
3				1	1			1									2.7
2		1		1													1.5
1				1													2.0
1,925												3		2	4	1,916	32.2
13						1				1	2	1	2			329	11.4
2						1										1	3.0
237																237	
108										2	2		3	2	3	96	25.8
3,470			1	2		4		9		12	366	611	678	533	545	709	21.8
13													6	1		6	19.1
322	1	3		4	1	12	4	32	4	47	184	16	11		3		7.9
1						1											3.0
197		1	4	8	6	17	3	15	2	31	99	4	4		3		6.8
156		4	2	12	2	6	2	11	1	29	76	10	1				6.5
1											1						10.0
78				3	3	4	1	5	3	16	38	3	2				6.7
1										1							5.0
1												1					20.0
7		1	3			1		1			1						2.6
20						1		1		6	12						6.9
15		2	2	6	1	2					2						2.7
1					1												2.5

NOTE: Be sure to check for related offense codes when examining a particular type of crime. They may or may not be in sequential order or even on the same page.

C1 2000 Total Prisoner Population by Minimum Term Distribution—All Offenses

Page Twelve of Twenty-one

130

GRAND TOTALS* VIOLATIONS ATTEMPTS		
Max. Penalty		
750.338	Gross Indecency Betw Males Commit/Procure	5 ATTEMPTS
750.338A	Gross Indecency Betw Females Commit/Procure	5 ATTEMPTS
750.338B	Gross Indecency Betw Male/ Female Commit/Procure	5 ATTEMPTS
750.349	Kidnapping	LIFE ATTEMPTS
750.349A	Prisoner Taking a Hostage	LIFE ATTEMPTS
750.349[S]	Kidnapping - Solicitation	LIFE ATTEMPTS
750.350	Kidnapping - Child Enticement	LIFE ATTEMPTS
750.356	Larceny	10 ATTEMPTS
750.356-A	Larceny - Over \$100	5 ATTEMPTS
750.356A	Larceny, Motor Vehicle	10 ATTEMPTS
750.356A-A	Larceny - From a Motor Vehicle	5 ATTEMPTS
750.356A-B	Break and Enter - A Vehicle	5 Steal Prop. Over \$5 ATTEMPTS
750.356A-C	Break and Enter - A Vehicle	5 (with Damage) ATTEMPTS
750.356A-B	Break and Enter - A Vehicle	5 Steal Prop. Over \$5 ATTEMPTS
750.356A-C	Break and Enter - A Vehicle	5 (w Damage) ATTEMPTS
750.356A1	Larceny - From a Motor Vehicle	5 ATTEMPTS
750.356A2A	Break and Enter - Vehicle	MISD Steal Prop. <\$200 ATTEMPTS
750.356A2C1	Break and Enter - Vehicle	5 Steal Prop. \$1K - <\$20K ATTEMPTS
750.356A3	Break and Enter - A Vehicle	5 (with Damage) ATTEMPTS

TOTAL	0.5	1	1.5	2	2.5	3	3.5	4	4.5	5	10	15	20	25	>25	LIFE	AVG
47,718	432	2,903	3,339	5,753	2,172	4,396	1,175	2,539	304	3,664	8,697	3,005	2,257	1,178	1,381	4,294	7.2
46,090	369	2,679	3,082	5,425	2,031	4,233	1,086	2,528	303	3,646	8,654	2,991	2,244	1,171	1,379	4,269	7.3
1,399	63	224	257	328	141	163	89	11	1	18	43	14	13	7	2	25	2.5
9	1	2		3	1		1				1						2.3
2				1			1										2.6
18		1	2	5	5	2	3										2.3
1			1														1.2
295				3	1	3	3	4	3	10	65	55	41	17	30	60	16.4
8				4	3						1						2.7
8											3	1	1		1	2	19.8
1										1							5.0
17				1		1		2		1	4		2	1	4	1	16.8
2				1			1										2.6
37	1	5	2	11	4	7		1		1	3	1		1			3.5
4	2	2															0.7
110		16	19	25	19	17	7	3		2	1	1					2.3
7	1		2	4													1.4
52	1	8	7	8	7	12	3		1	2	1	1			1		3.1
2		2															1.0
17		1	4	5	1	3	2	1									2.2
1						1											2.7
132	5	15	26	33	13	22	10	2		4	2						2.2
10		1	3	3	2	1											1.8
37		6	9	9	3	3	3	2		2							2.1
2			1	1													1.5
4				1	1		1				1						3.7
13	1		2	3	2	2	2	1									2.3
18	1	4	7	5	1												1.4
1				1													1.9
5		1	1	3													1.6
33	1	12	10	6	2	1	1										1.4
2		1	1														1.2

NOTE: Be sure to check for related offense codes when examining a particular type of crime. They may or may not be in sequential order or even on the same page.

C1 2000 Total Prisoner Population by Minimum Term Distribution—All Offenses

Page Thirteen of Twenty-one

131

GRAND TOTALS* VIOLATIONS ATTEMPTS			Max. Penalty
750.356B	B & E Coin Operated Telephone	4 ATTEMPTS	
750.356C	Retail Fraud - 1st Degree	5 ATTEMPTS	
750.356D	Retail Fraud - 2nd Degree	1 ATTEMPTS	
750.3562A	Larceny - \$20,000 or More	10 ATTEMPTS	
750.3563A	Larceny - \$1,000 Or More But Less Than \$20,000	5 ATTEMPTS	
750.3563B	Larceny - \$200 Or More But Less Than \$1,000 - 2nd Off	5 ATTEMPTS	
750.3564A	Larceny - \$200 Or More But Less Than \$1000	1 ATTEMPTS	
750.357	Larceny from Person	10 ATTEMPTS	
750.357A	Larceny Livestock	4 ATTEMPTS	
750.357B	Firearms, Stealing of Another	5 ATTEMPTS	
750.360	Larceny in Building	4 ATTEMPTS	
750.362	Larceny By Conversion	10 ATTEMPTS	
750.362-A	Larceny - By Conversion Over \$100.00	5 ATTEMPTS	
750.362A	Fail to Return Rented Property	10 ATTEMPTS	
750.362AA	Failure to Return Rented Property Over \$100	2 ATTEMPTS	
750.362A3A	Failure to Return Rented Property Betw \$1K & <\$20K	5 ATTEMPTS	
750.3622A	Larceny by Conversion \$20K+	10 ATTEMPTS	
750.3623A	Larceny - By Conversion Betw \$1K and <\$20K	5 ATTEMPTS	
750.363	Larceny by False Personation	10 ATTEMPTS	

TOTAL	0.5	1	1.5	2	2.5	3	3.5	4	4.5	5	10	15	20	25	>25	LIFE	AVG
47,718	432	2,903	3,339	5,753	2,172	4,396	1,175	2,539	304	3,664	8,697	3,005	2,257	1,178	1,381	4,294	7.2
46,090	369	2,679	3,082	5,425	2,031	4,233	1,086	2,528	303	3,646	8,654	2,991	2,244	1,171	1,379	4,269	7.3
1,399	63	224	257	328	141	163	89	11	1	18	43	14	13	7	2	25	2.5
1			1														1.3
1		1															1.0
553	30	154	129	118	32	58	3	9		7	13						1.8
4		1	1	2													1.6
2			2														1.3
1										1							5.0
27	1	4	7	6	2	4	1	2									1.9
2		1			1												1.7
6		1	2	1	1	1											1.8
1				1													2.0
466	3	27	39	109	38	95	14	48	2	47	38	4	1			1	3.2
28		5	4	5	6	4	3	1									2.2
1		1															1.0
13			3	4	1	2	1			2							2.6
301	7	47	78	74	29	43		10	1	4	8						2.0
24	3	10	11														1.0
7		2	1	1		1	1							1			5.2
3	1	1	1														1.0
31		7	4	9	2	4	3			2							2.1
1		1															1.0
8		2		1		2	1				1	1					4.8
3		1	2														1.2
1						1											3.0
1			1														1.3
2			1			1											2.1
7			2	3		1	1										2.1
4				2	2												2.2

NOTE: Be sure to check for related offense codes when examining a particular type of crime. They may or may not be in sequential order or even on the same page.

C1 2000 Total Prisoner Population by Minimum Term Distribution—All Offenses

Page Fourteen of Twenty-one

132

GRAND TOTALS* VIOLATIONS ATTEMPTS			Max. Penalty
750.377A	Malicious Destruction of Personal Property	10 ATTEMPTS	
750.377AA	Malicious Destruction of Personal Property Over \$100	4 ATTEMPTS	
750.377A1B1	Mal Destr. of Personal Property Betw \$1K & <\$20K	5 ATTEMPTS	
750.377B	Mal Destr. Police or Fire Dept Property	4 ATTEMPTS	
750.380	Malicious Destruction of Building	10 ATTEMPTS	
750.380A	Malicious Destruction of Building Over \$100	4 ATTEMPTS	
750.3803A	Malicious Destruction of Building Betw \$1K & <\$20K	5 ATTEMPTS	
750.383A	Malicious Destruction of Utility Property	4 ATTEMPTS	
750.411A1B	False Report of a Felony	4 ATTEMPTS	
750.411A2	False Bomb Threat	10 ATTEMPTS	
750.411H2B	Stalking a Minor	5 ATTEMPTS	
750.411I	Stalking, Aggravated	5 ATTEMPTS	
750.413	Unlawfully Driving Away an Automobile	5 ATTEMPTS	
750.414	Unlawful Use Auto w/o Intent to Steal	2 ATTEMPTS	
750.4152	MV Conceal or Misrep ID w/Intent to Mislead (Felony)	4 ATTEMPTS	
750.422	Perjury, Court Proceeding	15 ATTEMPTS	
750.423	Perjury - Wilfully Swear Falsely (Not Court Proceeding)	15 ATTEMPTS	
750.424	Perjury - Subornation	15 ATTEMPTS	
750.425	Incite or Procure to Commit Perjury	5 ATTEMPTS	

TOTAL	0.5	1	1.5	2	2.5	3	3.5	4	4.5	5	10	15	20	25	>25	LIFE	AVG
47,718	432	2,903	3,339	5,753	2,172	4,396	1,175	2,539	304	3,664	8,697	3,005	2,257	1,178	1,381	4,294	7.2
46,090	369	2,679	3,082	5,425	2,031	4,233	1,086	2,528	303	3,646	8,654	2,991	2,244	1,171	1,379	4,269	7.3
1,399	63	224	257	328	141	163	89	11	1	18	43	14	13	7	2	25	2.5
33		5	5	10	5	4		2		1	1						2.2
1			1														1.3
33	2	5	4	9	3	7		2		1							2.0
1	1																0.3
8		1	3	2	2												1.7
58	1	9	9	16	9	6	4	4									2.1
11		3	1	4	1			1		1							2.1
1		1															1.0
40	2	3	5	16	7	5	1				1						2.0
3				3													1.8
5		2	1	2													1.5
1			1														1.5
16		3	7	3	1	1		1									1.7
5			1	1	1	1					1						3.7
3	1				1						1						4.2
129	1	8	25	32	15	29	7	5		3	2	1			1		2.7
3			2	1													1.4
478	3	44	78	151	57	64	33	13	2	12	18	2				1	2.4
20	3	4	1	8	2	2											1.5
41		12	20	5	2						2						1.5
1								1									4.0
1			1														1.2
14		1				2	1	1		2	6				1		7.4
1						1											3.0
1			1														1.5
2								1			1						7.0
2		1									1						5.5

NOTE: Be sure to check for related offense codes when examining a particular type of crime. They may or may not be in sequential order or even on the same page.

C1 2000 Total Prisoner Population by Minimum Term Distribution—All Offenses

Page Fifteen of Twenty-one

133

GRAND TOTALS* VIOLATIONS ATTEMPTS			Max. Penalty
750.4361	Poison, Food/Drink/Medicine/ Wells	5 ATTEMPTS	
750.439	Polygamy	4 ATTEMPTS	
750.451	Prostitution	2 ATTEMPTS	
750.451-B	Prostitution - 3rd Offense	2 ATTEMPTS	
750.455	Prostitution/Pandering	20 ATTEMPTS	
750.459	Prostitution - Transporting Female (perhaps compel)	20 ATTEMPTS	
750.479	Obstruct/Resist Public Officer Serve/Execute Process	2 ATTEMPTS	
750.479-B	Police Officer - Resist & Obstruct	2 ATTEMPTS	
750.479A	Police Officer - Fleeing	15 ATTEMPTS	
750.479A-B	Peace Officer - Resist Arrest Injury Inflicted	2 ATTEMPTS	
750.479A2	Police Officer - Fleeing - 4th Degree	2 ATTEMPTS	
750.479A3	Police Officer - Fleeing 3rd Degree	5 ATTEMPTS	
750.479A4	Police Officer - Fleeing - 2nd Offense	10 ATTEMPTS	
750.479A4-A	Police Officer - Fleeing (Penal Code) - 2nd Degree	10 ATTEMPTS	
750.479A5	Police Officer - Fleeing (Penal Code) Death Resulting	15 ATTEMPTS	
750.479A5-A	Police Officer - Fleeing (Penal Code) - 1st Degree	15 ATTEMPTS	
750.479B	Peace Officer, Disarming	10 ATTEMPTS	
750.479B2	Peace Officer - Disarming Firearm	10 ATTEMPTS	
750.50B	Animals, Killing/Torturing	4 ATTEMPTS	

TOTAL	0.5	1	1.5	2	2.5	3	3.5	4	4.5	5	10	15	20	25	>25	LIFE	AVG
47,718	432	2,903	3,339	5,753	2,172	4,396	1,175	2,539	304	3,664	8,697	3,005	2,257	1,178	1,381	4,294	7.2
46,090	369	2,679	3,082	5,425	2,031	4,233	1,086	2,528	303	3,646	8,654	2,991	2,244	1,171	1,379	4,269	7.3
1,399	63	224	257	328	141	163	89	11	1	18	43	14	13	7	2	25	2.5
2		1					1										2.1
1				1													2.0
2		2															0.8
9		3	6														1.2
3						1		1			1						5.6
2						1				1							4.0
8		3	2	1						1	1						2.8
141	4	34	50	24	7	11	1	6	1	1	2						1.7
1						1											3.0
7		1	4	1		1											1.5
26		8	12	2	1	2		1									1.5
197	1	28	42	59	22	30	7	4	1	1	2						2.0
5			1	4													1.6
6			2	1		2					1						3.0
8		1		2	1	2					2						3.1
3		1								1		1					7.0
1						1											3.0
1											1						6.0
5	1	3	1														0.9
13	1			3	1	3				1	2	1				1	4.2
7		2	1	3			1										1.7
1					1												2.5

NOTE: Be sure to check for related offense codes when examining a particular type of crime. They may or may not be in sequential order or even on the same page.

C1 2000 Total Prisoner Population by Minimum Term Distribution—All Offenses

Page Sixteen of Twenty-one

134

GRAND TOTALS* VIOLATIONS ATTEMPTS		
Max. Penalty		
750.50C7	Police Animal - Injure/Harass While Commit Crime	2 ATTEMPTS
750.505	Common Law Offense, No Express Penalty	5 ATTEMPTS
750.505-A	Obstruction of Justice	5 ATTEMPTS
750.505-B	Accessory After the Fact to Felony	5 ATTEMPTS
750.520	Criminal Sexual Conduct (CSC)	LIFE ATTEMPTS
750.520B	CSC - 1st Degree Multiple Variables	LIFE ATTEMPTS
750.520B1A	CSC - 1st Degree - Person Under 13	LIFE ATTEMPTS
750.520B1B	CSC - 1st Degree - Relationship	LIFE ATTEMPTS
750.520B1C	CSC - 1st Degree - During Felony	LIFE ATTEMPTS
750.520B1D	CSC - 1st Degree - Accomplices	LIFE ATTEMPTS
750.520B1E	CSC - 1st Degree - Weapon Used	LIFE ATTEMPTS
750.520B1F	CSC - 1st Degree - Personal Injury	LIFE ATTEMPTS
750.520B1G	CSC - 1st Degree - Injury to Incap. Victim	LIFE ATTEMPTS
750.520B1H	CSC - 1st Degree - Mentally Disabled-Relation	LIFE ATTEMPTS
750.520C	CSC, 2nd Degree Multiple Variables	15 ATTEMPTS
750.520C1A	CSC - 2nd Degree - Person Under 13	15 ATTEMPTS
750.520C1B	CSC - 2nd Degree - Relationship	15 ATTEMPTS
750.520C1C	CSC - 2nd Degree - During Felony	15 ATTEMPTS
750.520C1D	CSC - 2nd Degree - Accomplices	15 ATTEMPTS

TOTAL	0.5	1	1.5	2	2.5	3	3.5	4	4.5	5	10	15	20	25	>25	LIFE	AVG
47,718	432	2,903	3,339	5,753	2,172	4,396	1,175	2,539	304	3,664	8,697	3,005	2,257	1,178	1,381	4,294	7.2
46,090	369	2,679	3,082	5,425	2,031	4,233	1,086	2,528	303	3,646	8,654	2,991	2,244	1,171	1,379	4,269	7.3
1,399	63	224	257	328	141	163	89	11	1	18	43	14	13	7	2	25	2.5
1		1															1.0
6				1		1		1					1		2		16.5
8		1	1	5		1											1.9
30			4	7	2	6	5			3	1	1	1				3.7
27							1				1		1	3	5	16	35.4
1,812		3	1	19	4	13	3	26	3	72	507	333	276	136	220	196	16.8
13			2	2	1	1	1			1	1		1	3		1	9.7
1,208		6	1	15	8	33	17	31	5	90	423	216	153	81	80	49	13.1
21				7	1	5	5			1	1	1	1				4.4
228		1	2	3		9	2	6		16	77	43	26	22	16	5	13.4
4		1		2	1												1.8
104			1			2				5	14	25	18	10	21	8	20.3
56				1	1		1	1		2	18	12	6	6	6	2	15.5
191				1	2			1	1	3	35	39	36	19	34	20	19.4
1																1	
182		1		2		1	2	3		3	38	34	34	28	26	10	18.6
4		1			1		1				1						4.2
4				1								1	1			1	12.3
11							1				2	2	3	1	2		17.6
1				1													2.0
765	3	9	12	71	17	123	20	68	6	152	254	22	7		1		5.5
10				5	2	1					2						3.0
1,177	1	15	33	132	52	171	35	117	10	203	361	33	13		1		5.2
61		4	6	22	9	11	9										2.3
150		1	7	16	7	34	4	16	2	26	32	4	1				4.7
7			2	3	1		1										2.0
12			1			4		2		1	4						4.7
5						3				1	1						4.6
1				1													2.0

NOTE: Be sure to check for related offense codes when examining a particular type of crime. They may or may not be in sequential order or even on the same page.

C1 2000 Total Prisoner Population by Minimum Term Distribution—All Offenses

Page Seventeen of Twenty-one

135

GRAND TOTALS* VIOLATIONS ATTEMPTS			Max. Penalty
750.520C1E	CSC - 2nd Degree - Weapon Used	15 ATTEMPTS	
750.520C1F	CSC - 2nd Degree - Personal Injury	15 ATTEMPTS	
750.520C1G	CSC - 2nd Degree - Injury to Incap. Victim	15 ATTEMPTS	
750.520C1H	CSC - 2nd Degree - Mentally Disabled-Relation	15 ATTEMPTS	
750.520D	CSC, 3rd Degree Multiple Variables	15 ATTEMPTS	
750.520D1A	CSC - 3rd Degree - Person 13 Through 15	15 ATTEMPTS	
750.520D1B	CSC - 3rd Degree - Force or Coercion	15 ATTEMPTS	
750.520D1C	CSC - 3rd Degree - Incapaci- tated Victim	15 ATTEMPTS	
750.520D1D	CSC - 3rd Degree - Incest	15 ATTEMPTS	
750.520E	CSC, 4th Degree Multiple Variables	2 ATTEMPTS	
750.520E1A	CSC - 4th Degree - Force or Coercion	2 ATTEMPTS	
750.520E1A-A	CSC - 4th Degree - Victim 13 Through 15	2 ATTEMPTS	
750.520E1B	CSC - 4th Degree - Incapaci- tated Victim	2 ATTEMPTS	
750.520E1G	CSC - 4th Degree - Incest	2 ATTEMPTS	
750.520F	CSC - 2nd Offense	LIFE ATTEMPTS	
750.520G	CSC - Assault w/Intent to Commit CSC	10 ATTEMPTS	
750.520G1	CSC - Assault w/Intent to Commit Sexual Penetration	10 ATTEMPTS	
750.520G2	CSC - Assault w/Intent to Commit CSC, 2nd Degree	5 ATTEMPTS	
750.529	Robbery Armed	LIFE ATTEMPTS	

TOTAL	0.5	1	1.5	2	2.5	3	3.5	4	4.5	5	10	15	20	25	>25	LIFE	AVG
47,718	432	2,903	3,339	5,753	2,172	4,396	1,175	2,539	304	3,664	8,697	3,005	2,257	1,178	1,381	4,294	7.2
46,090	369	2,679	3,082	5,425	2,031	4,233	1,086	2,528	303	3,646	8,654	2,991	2,244	1,171	1,379	4,269	7.3
1,399	63	224	257	328	141	163	89	11	1	18	43	14	13	7	2	25	2.5
5				1			1				3						5.2
1							1										3.3
60		1		6	6	8	1	7		7	20	1	2		1		6.4
2										1		1					8.5
9			1	2	2			1			3						3.9
6					1		1	1		1	1	1					5.6
1		1															1.0
831	7	18	22	71	31	101	24	78	8	130	298	31	8	1	2	1	5.7
24		3	4	4	6	3	3						1				2.9
797	6	45	35	75	43	112	25	82	8	113	231	12	8			2	4.7
102		5	18	30	23	16	9		1								2.2
478		8	10	33	14	34	9	53	5	71	214	21	4	1	1		6.3
30		2	3	11	5	5	2	1		1							2.3
51		4	7	8	2	4		6		3	14	2	1				4.7
4			1	2			1										2.2
29				2	1	2	1	2		5	15	1					6.7
3				1			2										2.7
31		7	17	3	1	1	1				1						1.6
64	3	11	43	1	2	1		1		1	1						1.4
14	1	4	7		1						1						1.6
6		1	4	1													1.4
4		1	2			1											1.5
3										1		1	1				13.0
35			2	8	2	2	4	3		3	8	3					4.9
2							1			1							4.0
371		6	23	72	24	69	11	49	3	46	61	2		2	3		4.0
7			1	4	1		1										2.1
69		6	8	17	9	10	13	2		1	2					1	2.6
4		1		2			1										1.9
4,455	4	51	59	183	120	307	83	316	48	493	1,387	532	368	142	164	198	9.7
41		3	2	2	3	3	2	3			12	6	1	1	2	1	8.9

NOTE: Be sure to check for related offense codes when examining a particular type of crime. They may or may not be in sequential order or even on the same page.

C1 2000 Total Prisoner Population by Minimum Term Distribution—All Offenses

Page Eighteen of Twenty-one

136

GRAND TOTALS* VIOLATIONS ATTEMPTS			Max. Penalty
750.529A	Car Jacking	LIFE ATTEMPTS	
750.530	Robbery Unarmed	15 ATTEMPTS	
750.531	Robbery, Bank/Safe/Vault	LIFE ATTEMPTS	
750.531-A	Bank Robbery	LIFE ATTEMPTS	
750.531-B	Safe Breaking	LIFE ATTEMPTS	
750.535	Stolen Property - Receiving and Concealing	10 ATTEMPTS	
750.535-A	Stolen Property - Receiving & Concealing Over \$100	5 ATTEMPTS	
750.535-B	Stolen Property - Receiving & MISD Concealing \$100 or Less	5 ATTEMPTS	
750.535-C	Stolen Property - Receive & Conc <\$100 - 3rd Off	5 ATTEMPTS	
750.535A	Motor Vehicles - Operating a Chop Shop	10 ATTEMPTS	
750.535A2	Motor Vehicles - Operating a Chop Shop	10 ATTEMPTS	
750.535B	Weapons, Firearms - Receiving & Concealing	10 ATTEMPTS	
750.5352A	Stolen Property - Rec & Conc \$20K+	10 ATTEMPTS	
750.5353A	Stolen Property - Rec & Conc Betw \$1K & <\$20K	5 ATTEMPTS	
750.5353B	Stolen Prop - Rec & Conc Betw \$200 & <\$1K, 2nd Off	5 ATTEMPTS	
750.540C1	Telephone - Counterfeit Device Avoid Payment	4 ATTEMPTS	
750.72	Burning Dwelling House	20 ATTEMPTS	
750.72-A	Arson - Dwelling House	20 ATTEMPTS	
750.72-B	Arson - Dwelling House Curtilage	20 ATTEMPTS	

TOTAL	0.5	1	1.5	2	2.5	3	3.5	4	4.5	5	10	15	20	25	>25	LIFE	AVG
47,718	432	2,903	3,339	5,753	2,172	4,396	1,175	2,539	304	3,664	8,697	3,005	2,257	1,178	1,381	4,294	7.2
46,090	369	2,679	3,082	5,425	2,031	4,233	1,086	2,528	303	3,646	8,654	2,991	2,244	1,171	1,379	4,269	7.3
1,399	63	224	257	328	141	163	89	11	1	18	43	14	13	7	2	25	2.5
362	1	9	9	28	16	42	10	30	9	57	108	31	6	2	2	2	6.1
9		1	2	3	1	1				1							2.2
1,129	1	30	46	146	48	160	39	132	14	170	282	34	17	3	3	4	5.0
19		2	1	2	3	3	3	1		1	2	1					3.5
122			1	2	3	7		7		11	31	23	20	9	4	4	12.3
2				1	1							1					10.4
197	1	2	7	12	7	19	4	25	2	29	54	23	8	2	2		7.0
1			1														1.5
57	1		2	2	3	8	1	9		3	19	4	2		2	1	7.0
2			1								1						5.7
128		22	19	28	6	15	8	7	1	6	10	3	1		1	1	3.2
7		4	2	1													1.1
417	10	54	75	121	45	62	23	9		8	8	1	1				2.2
17	1	5	6	5													1.3
2				1	1												2.0
1		1															1.0
93	3	13	14	23	6	24	1	1	1	3	3	1					2.4
2		1		1													1.2
6		2		1		2					1						3.3
39		1	7	8	3	8	1	9	1	1							2.7
3				1		1					1						3.6
38	3	3	8	15	1	3		1		3	1						2.1
1			1														1.5
200	13	45	39	61	10	20	6	5		1							1.7
13		1	11	1													1.3
1		1															1.0
1		1															1.0
77	1	4	3	7	3	5	1	10	1	10	19	10	2		1		6.5
2	1			1													1.2
121		3	14	13	7	14	1	8	2	17	33	7	1		1		5.1
8		2			2	1	3										2.5
12		2			1					4	5						5.3

NOTE: Be sure to check for related offense codes when examining a particular type of crime. They may or may not be in sequential order or even on the same page.

C1 2000 Total Prisoner Population by Minimum Term Distribution—All Offenses

Page Nineteen of Twenty-one

137

GRAND TOTALS* VIOLATIONS ATTEMPTS		
Max. Penalty		
750.73	Arson - Real Property	10 ATTEMPTS
750.74	Arson - Personal Property	10 ATTEMPTS
750.74B	Arson - Personal Property Over \$50	4 ATTEMPTS
750.741C1	Arson - Real/Personal Property Betw \$1K & <\$20K	5 ATTEMPTS
750.741D1	Arson - Personal Property \$20K+	10 ATTEMPTS
750.75	Arson - Insured Property	10 ATTEMPTS
750.77	Arson - Preparing to Burn	10 ATTEMPTS
750.77-B	Arson - Prepare to Burn Real or Personal Prop >\$50	4 ATTEMPTS
750.771D1	Arson - Prepare to Burn Prop \$20K+	10 ATTEMPTS
750.78	Arson - Setting Fire to Woods/ Prairies/Grounds	4 ATTEMPTS
750.81	Assault or Assault and Battery	2 ATTEMPTS
750.81A	Assault - Aggravated	1 ATTEMPTS
750.81A3	Domestic Violence - Aggravated 2nd	1 ATTEMPTS
750.812	Domestic Violence	MISD ATTEMPTS
750.814	Domestic Violence 3rd Offense	2 ATTEMPTS
750.82	Felonious Assault	4 ATTEMPTS
750.822	Weapon-Free School - Assault w/ Dangerous Weapon	4 ATTEMPTS
750.83	Asslt W/Int to Commit Murder	LIFE ATTEMPTS
750.84	Asslt W/Int Gr Bod Hrm Less Murder	10 ATTEMPTS

TOTAL	0.5	1	1.5	2	2.5	3	3.5	4	4.5	5	10	15	20	25	>25	LIFE	AVG
47,718	432	2,903	3,339	5,753	2,172	4,396	1,175	2,539	304	3,664	8,697	3,005	2,257	1,178	1,381	4,294	7.2
46,090	369	2,679	3,082	5,425	2,031	4,233	1,086	2,528	303	3,646	8,654	2,991	2,244	1,171	1,379	4,269	7.3
1,399	63	224	257	328	141	163	89	11	1	18	43	14	13	7	2	25	2.5
83		3	11	10	4	15	2	7		13	15	1	1			1	4.0
4	1	1				1				1							2.3
1																	5.0
6			1	2						1	2						3.7
1			1														1.3
7		1	5	1													1.4
1				1													2.0
2						1				1							4.0
4	2	1			1												1.0
9		1	3	3	1	1											1.8
1											1						6.0
1				1													2.0
3	3																0.3
4	1	3															0.8
6		1	5														1.3
3		1	1		1												1.6
56	3	5	23	15	5	3					2						1.8
841	28	130	146	259	65	113	9	36		19	32	1	2			1	2.2
46	1	11	29	3							2						1.5
1			1														1.4
1,331		2	5	8	4	15	5	21	2	40	379	303	200	103	126	118	15.9
9					1	1					3	1	1	2			12.5
1,467	2	44	44	175	61	223	61	189	27	229	356	35	6	5		10	4.6
34			2	12	9	4	4	2		1							2.5

NOTE: Be sure to check for related offense codes when examining a particular type of crime. They may or may not be in sequential order or even on the same page.

C1 2000 Total Prisoner Population by Minimum Term Distribution—All Offenses

Page Twenty of Twenty-one

138

GRAND TOTALS* VIOLATIONS ATTEMPTS		
Max. Penalty		
750.86	Assault W/Intent to Maim	10 ATTEMPTS
750.87	Asslt W/Intent to Commit Felony	10 ATTEMPTS
750.88	Asslt W/Intent to Rob & Steal Unarmed	15 ATTEMPTS
750.89	Asslt W/Intent to Rob & Steal Armed	LIFE ATTEMPTS
750.90	Sexual Intercourse, Under Pretext Medical Treatment	10 ATTEMPTS
750.91	Attempt to Murder	LIFE ATTEMPTS
752.1003	False Health Care Claims	4 ATTEMPTS
752.10542	Copy Audio/Video For Gain - Felony	5 ATTEMPTS
752.191	Felonious Driving	2 ATTEMPTS
752.541	Riot	10 ATTEMPTS
752.542	Incite to Riot	10 ATTEMPTS
752.543	Unlawful Assembly	5 ATTEMPTS
752.794B	Computers, Fraudulent Access > \$100	10 ATTEMPTS
752.795B	Computers - Alter, Damage, Destroy >\$20K	10 ATTEMPTS
752.811	Break & Enter - Coin-Operated Device	3 ATTEMPTS
752.811A	Break & Enter - Coin-Operated Device	3 ATTEMPTS
752.861	Weapons - Firearms, Careless Use Causing Injury/Death	2 ATTEMPTS
752.863A	Weapons - Firearms, Careless Use	MISD ATTEMPTS
769.11	Habitual Offender Third Felony	LIFE ATTEMPTS

TOTAL	0.5	1	1.5	2	2.5	3	3.5	4	4.5	5	10	15	20	25	>25	LIFE	AVG
47,718	432	2,903	3,339	5,753	2,172	4,396	1,175	2,539	304	3,664	8,697	3,005	2,257	1,178	1,381	4,294	7.2
46,090	369	2,679	3,082	5,425	2,031	4,233	1,086	2,528	303	3,646	8,654	2,991	2,244	1,171	1,379	4,269	7.3
1,399	63	224	257	328	141	163	89	11	1	18	43	14	13	7	2	25	2.5
4						1				1	2						7.0
22		1		4		2		1	1	1	10	2					5.8
177	1	8	5	21	16	23	4	19		29	43	6			2		4.9
3				1	1		1										2.6
760		3	17	37	20	60	21	55	18	96	232	77	59	14	22	29	8.6
14			2	2	1	3					2	2	1			1	6.2
1				1													2.0
19					1		2	2			9				1	4	9.2
1				1													1.9
1	1																0.3
2		1	1														1.1
2		1						1									2.4
1							1										3.3
4			1	2	1												2.0
1		1															1.0
1					1												2.5
2		1									1						5.4
1				1													2.0
8			4	2	1	1											1.8
3	1		1								1						2.9
1	1																0.5
2			1			1											2.2

NOTE: Be sure to check for related offense codes when examining a particular type of crime. They may or may not be in sequential order or even on the same page.

C1 2000 Total Prisoner Population by Minimum Term Distribution—All Offenses

Page Twenty-one of Twenty-one

GRAND TOTALS*		
VIOLATIONS		
ATTEMPTS		
Max. Penalty		
769.12	Habitual Offender	LIFE
	Fourth Felony	ATTEMPTS
800.281	Prisons - Contraband	5
	ATTEMPTS	
800.2813	Prisons - Bringing Contraband Into	5
	ATTEMPTS	
800.2814	Prisons - Prisoner Possessing	5
	Contraband	ATTEMPTS
800.283	Prisons - Weapons	5
	ATTEMPTS	
800.2834	Prisons - Prisoner Possessing	5
	Weapon	ATTEMPTS
801.2631	Jails - Furnish Contraband to	5
	Prisoners	ATTEMPTS
801.2632	Jails - Prisoner Possessing	5
	Contraband	ATTEMPTS

TOTAL	0.5	1	1.5	2	2.5	3	3.5	4	4.5	5	10	15	20	25	>25	LIFE	AVG
47,718	432	2,903	3,339	5,753	2,172	4,396	1,175	2,539	304	3,664	8,697	3,005	2,257	1,178	1,381	4,294	7.2
46,090	369	2,679	3,082	5,425	2,031	4,233	1,086	2,528	303	3,646	8,654	2,991	2,244	1,171	1,379	4,269	7.3
1,399	63	224	257	328	141	163	89	11	1	18	43	14	13	7	2	25	2.5
15					1								1			13	11.2
7	1	2	1	1		1					1						2.1
1			1														1.2
2		1		1													1.5
2		2															1.0
79	6	36	15	7	5	2	1	2		2	3						1.7
3	2			1													0.8
9		3		1		2				1	1	1					4.1
66	7	25	9	8	2	6	3	1		1	1	2	1				2.3
13	6	6	1														0.7
1			1														1.4
1			1														1.4

NOTES: Be sure to check for related offense codes when examining a particular type of crime. They may or may not be in sequential order or even on the same page.

Largest minimum term is reported.

Total Prisoner Population includes prisoners in institutions, camps, the SAI - Prison program, and Community Residential Programs.

When minimum terms exceed maximum penalties that may be due to anomalies in criminal justice practices, habitualized offenses, database errors, etc.

Each minimum term category is rounded up from the preceding category (for example the ten-year category includes all minimums longer than five years up to exactly ten years).

Minimum term averages are based on raw data (with life sentences excluded from the calculations).

Source: Corrections Management Information System (CMIS).

*Sentences with Insufficient Information = 229.

C1a 2000 Total Prisoner Population by Minimum Term Distribution—Non-Assaultive Offenses

Page One of Ten

140

GRAND TOTALS		
VIOLATIONS		
ATTEMPTS		
Max Penalty		
19.142	State Property Violations	MISD ATTEMPTS
28.2931	State ID Card - False Application	5 ATTEMPTS
28.729	Sex Offender - Fail to Register	4 ATTEMPTS
205.4286	Tobacco Products Tax Act - Unauth Tax Stamps	10 ATTEMPTS
257.254	MV Code - Intent to Pass False Title	10 ATTEMPTS
257.257	License Documents/Plates Forgery	5 ATTEMPTS
257.311	Driving w/o License in Possession	MISD ATTEMPTS
257.602	Disobey Police Traffic Order	MISD ATTEMPTS
257.617	Fail to Stop at Accident - Serious Impairment/Death Rslt	5 ATTEMPTS
257.617A	Leave Scene Personal Injury Accident	1 ATTEMPTS
257.625	Operating Motor Vehicle - Addict or Intox	20 ATTEMPTS
257.6251	Operate - Addict or Intox	5 ATTEMPTS
257.6251-A	Operating - OUIL/Per Se	MISD ATTEMPTS
257.62510C	Operating - OWI - 3rd Offense	5 ATTEMPTS
257.6253-A	Operating Impaired	MISD ATTEMPTS
257.6256	Operating - OUIL/Per Se 3rd (Felony)	5 ATTEMPTS
257.6256-A	Operating a Vehicle - Minor	MISD ATTEMPTS
257.6256B	Operating - OUIL/Per Se/OWI - 2nd Offense	1 ATTEMPTS
257.6256D	Operating - OUII/Per Se/OWI - 3rd Offense	5 ATTEMPTS
257.6257A2	Operating OUIL/Occupant < 16, 2nd Offense	5 ATTEMPTS

TOTAL	0.5	1	1.5	2	2.5	3	3.5	4	4.5	5	10	15	20	25	>25	LIFE	AVG
11,704	216	1,276	1,679	2,752	1,009	1,678	538	634	71	737	871	136	50	12	18	27	3.0
11,160	181	1,178	1,560	2,618	966	1,604	514	631	71	730	865	135	50	12	18	27	3.0
544	35	98	119	134	43	74	24	3		7	6	1					1.9
1	1																0.2
3		2		1													1.3
25	1	3	9	4	2	4				1	1						2
1	1		1														0.1
1			1														1.5
23		3	4	1	3	2	2	2		2	2	2					3.9
2				1	1					1							3.7
4		2		1	1												1.5
1			1														1.3
1				1													2
32			4	8	3	10	4			1	2						3
1		1															1
1			1														1.4
2								1		1							4.5
63	2	9	10	15	7	5	10		2	2			1				2.5
1							1										3.3
1			1														1.3
8	1	1		1		1	2	2									2.6
2					1	1											2.7
1		1															1
2	1	1															0.6
1,158	3	95	172	355	147	181	109	34	5	41	16						2.3
3			1	1		2											2.6
4		1	1	1	1												1.7

NOTE: Be sure to check for related offense codes when examining a particular type of crime. They may or may not be in sequential order or even on the same page.

C1a 2000 Total Prisoner Population by Minimum Term Distribution—Non-Assaultive Offenses

Page Two of Ten

141

GRAND TOTALS		
VIOLATIONS		
ATTEMPTS		
Max Penalty		
257.903	Motor Vehicle Code, False ID	15
	ATTEMPTS	
257.9041B	Operate - Allow Suspend, MISD	
	Revoked to Operate	ATTEMPTS
400.60	Welfare Fraud	4
	ATTEMPTS	
400.601-B	Welfare Fraud - Over \$500	4
	ATTEMPTS	
400.602-B	Welfare Fraud - Fail to Inform	4
	\$500 or More	ATTEMPTS
432.2182	Gambling Activity-Felony	10
	Violations	ATTEMPTS
451.501	Blue Sky Laws - Fraudulent	10
	Schemes/Statements	ATTEMPTS
500.45111	Insurance - Fraudulent Acts	4
	ATTEMPTS	
500.45112	Insurance Fraud - Conspiracies	10
	ATTEMPTS	
570.152	Violation of Building Trust Act	3
	ATTEMPTS	
750.110	Breaking & Entering	10
	ATTEMPTS	
750.110-A	Break & Enter - Unoccup. Bldg.	10
	w/Intent	ATTEMPTS
750.110-B	Break & Enter Occup Bldg.	15
	w/Intent	ATTEMPTS
750.110A3	Home Invasion - 2nd Degree	15
	ATTEMPTS	
750.110A4	Home Invasion - 3rd Degree	5
	ATTEMPTS	
750.111	Entering w/o Breaking	5
	ATTEMPTS	
750.115	Illegal Entry (w/o Owners	MISD
	Permission)	ATTEMPTS
750.116	Possession of Burglars Tools	10
	ATTEMPTS	
750.117	Bribery of Public Officer	4
	ATTEMPTS	
750.131A	Checks w/o Account or	2
	w/o Suff Funds	ATTEMPTS

TOTAL	0.5	1	1.5	2	2.5	3	3.5	4	4.5	5	10	15	20	25	>25	LIFE	AVG
11,704	216	1,276	1,679	2,752	1,009	1,678	538	634	71	737	871	136	50	12	18	27	3.0
11,160	181	1,178	1,560	2,618	966	1,604	514	631	71	730	865	135	50	12	18	27	3.0
544	35	98	119	134	43	74	24	3		7	6	1					1.9
6				2	1	2	1										2.6
2		1	1														1.2
1	1																0.3
1				1													2
5	3			2													0.8
1		1															1
1		1															0.8
1			1														1.5
2	1	1															0.7
1								1									4
2,008	16	95	180	322	149	333	95	175	18	205	309	62	29	7	8	5	4.3
106		17	15	28	8	21	8			4	4	1					2.5
144		6	9	25	12	33	5	7	4	17	21	4	1				4
9		3	1	1	1	2		1		1							2.6
144	1	2	5	11	5	15	1	18		15	54	15	1		1		6.6
2			1	1													1.7
1,118	1	27	97	165	114	206	46	104	17	140	185	11	3		1	1	3.8
60	1		10	19	6	18	5				1						2.4
15		3	4	4	2	1				1							1.9
1			1														1.1
84	3	16	10	19	9	13	6	1		1	6						2.4
2	1	1															0.7
3						1				2							4.2
34		2	2	8	3	5	3	1		3	3	2	1			1	4.2
1			1														1.5
2		2															0.9
4		1				2	1										2.6

NOTE: Be sure to check for related offense codes when examining a particular type of crime. They may or may not be in sequential order or even on the same page.

C1a 2000 Total Prisoner Population by Minimum Term Distribution — Non-Assaultive Offenses

Page Three of Ten

142

GRAND TOTALS		
VIOLATIONS		
ATTEMPTS		
Max Penalty		
750.131A1	Check - No Account	2
	ATTEMPTS	
750.131A2	Check - 3 Non-Sufficient Funds	2
	Within 10 Days	ATTEMPTS
750.1313C	Check - Non-Sufficient Funds	2
	\$500 or More	ATTEMPTS
750.157A	Conspiracy	5
	ATTEMPTS	
750.157N	Financial Transaction Device,	4
	Steal/Retain/Poss	ATTEMPTS
750.157N1	Financial Transaction Device -	4
	Steal/Retain w/o Perm	ATTEMPTS
750.157N2	Financial Transaction Device -	4
	Poss Fraudulent One	ATTEMPTS
750.157P	Financial Transaction Device -	4
	Poss w/Int to Use/Sell	ATTEMPTS
750.157Q	Financial Transaction Device -	4
	Illegal Sale/Use	ATTEMPTS
750.157U	Financial Transaction Device -	4
	Overcharging	ATTEMPTS
750.157V	Financial Transaction Device -	4
	False ID	ATTEMPTS
750.157W	Financial Trans Device - Fraud	10
	Withdrawals/Transfers	ATTEMPTS
750.157W1C1	Financial Trans Device-Fraud	5
	Betw \$1K & <\$20K	ATTEMPTS
750.159I1	Criminal Enterprise -	20
	Conducting	ATTEMPTS
750.160	Dead Bodies - Disinterment	10
	& Mutilation	ATTEMPTS
750.161	Desertion & Non Support	3
	ATTEMPTS	
750.165	Refusing to Support Spouse or	4
	Children	ATTEMPTS
750.167	Disorderly Person	MISD
	ATTEMPTS	
750.174	Embezzle - Agt, Serv, Emp,	10
	Trustee	ATTEMPTS
750.174-B	Embezzlement - Agent or	10
	Trustee Over \$100	ATTEMPTS

TOTAL	0.5	1	1.5	2	2.5	3	3.5	4	4.5	5	10	15	20	25	>25	LIFE	AVG
11,704	216	1,276	1,679	2,752	1,009	1,678	538	634	71	737	871	136	50	12	18	27	3.0
11,160	181	1,178	1,560	2,618	966	1,604	514	631	71	730	865	135	50	12	18	27	3.0
544	35	98	119	134	43	74	24	3		7	6	1					1.9
27		3	16	4	1	2				1							1.6
8		2	4	1		1											1.4
8		4	2	1		1											1.4
6		1									1	1			1	2	18.9
5	1		1	1	1	1											1.8
51	1	11	12	11	5	5		3		1	2						2
1			1														1.3
10		2	5	1						1	1						2.1
7			2	3		1					1						2.4
1			1														1.3
21		3	4	6	2	3		2		1							2.2
2			2														1.4
1			1														1.3
5		2	1	2													1.4
3			1	1		1											2
2				1	1												2.2
19		1	1	2		1	1	2		3	2	5	1				7.4
1				1													2
3						1				1		1					7.1
1			1														1.5
3				2	1												2.1
2			2														1.2
1	1																0.3
10			1	4	2	1	1			1							2.5
1			1														1.3
87		7	16	19	6	17	1	6	2	10	3						2.7
9	1	3	3			2											1.4

NOTE: Be sure to check for related offense codes when examining a particular type of crime. They may or may not be in sequential order or even on the same page.

C1a 2000 Total Prisoner Population by Minimum Term Distribution—Non-Assaultive Offenses

Page Four of Ten

143

GRAND TOTALS		
VIOLATIONS		
ATTEMPTS		
Max Penalty		
750.1744A	Embezzlement - Agent or Trustee Betw \$1K and <\$20K	5 ATTEMPTS
750.1744B	Embezzle - Agent or Trustee Betw \$200 & <\$1K, 2nd Off	5 ATTEMPTS
750.1745A	Embezzlement - Agent or Trustee \$20K or More	10 ATTEMPTS
750.175	Embezzle - Public Officer, Agent, Servant Over \$50	10 ATTEMPTS
750.181	Embezzlement - Jointly Held Property	10 ATTEMPTS
750.183	Aid Escape of & Rescue Prisoner	7 ATTEMPTS
750.186A	Escape from Juvenile Facility	4 ATTEMPTS
750.193	Break, Escape or Attempt to Break, Escape Prison	5 ATTEMPTS
750.1952	Escape - From Felony Jail Sentence	4 ATTEMPTS
750.197	Break Esc Jail While Awaiting Trial	4 ATTEMPTS
750.1971	Escape Awaiting Trial For Misdemeanor	2 ATTEMPTS
750.1972	Escape - Awaiting Trial for Felony	4 ATTEMPTS
750.199	Harboring Escapees	MISD ATTEMPTS
750.199A	Absconding or Forfeiting Bond	4 ATTEMPTS
750.218	False Pretenses w/Int to Defraud	10 ATTEMPTS
750.218A	False Pretenses - \$100 or Less, 4th	1 ATTEMPTS
750.218-B	False Pretenses - Over \$100	10 ATTEMPTS
750.2183A	False Pretenses - Betw \$200 & <\$1,000	1 ATTEMPTS
750.2184A	False Pretenses - \$1,000 or More, Less Than \$20K	5 ATTEMPTS
750.2185A	False Pretenses - \$20K or More	10 ATTEMPTS

TOTAL	0.5	1	1.5	2	2.5	3	3.5	4	4.5	5	10	15	20	25	>25	LIFE	AVG
11,704	216	1,276	1,679	2,752	1,009	1,678	538	634	71	737	871	136	50	12	18	27	3.0
11,160	181	1,178	1,560	2,618	966	1,604	514	631	71	730	865	135	50	12	18	27	3.0
544	35	98	119	134	43	74	24	3		7	6	1					1.9
8			2	4		1	1										2.1
2		1		1													1.3
1			1														1.1
6				2	1	1			1	1							3.1
1	1																0.5
1				1													2
1								1									4
1							1										3.3
4			1		1	1		1									2.7
1	1																0.5
11		3	1	5	1	1											1.7
2			2														1.4
216	15	62	26	61	13	15	9	4		2	5	2	2				2.1
8		5		2			1										1.4
34		10	9	6	3	2	1	2		1							1.8
2		1	1														1.1
4		1		1		2											2.1
1				1													2
24	1	6	3	1	2	5	1	2		2	1						2.4
1								1									4
41		3	9	6	5	9	3	3		2	1						2.5
3		1	1			1											1.6
16		2	1	3	2	2		2		2	1	1					3.7
2				2													2
1		1															1
116	1	2	7	16	10	25	9	13		18	14				1		3.8
10	1	1	1	2	2	1	2										2.1
1								1									3.8
16		1	3	4	1	1	4			1	1						2.6
1				1													1.7
4				2		1				1							3

NOTE: Be sure to check for related offense codes when examining a particular type of crime. They may or may not be in sequential order or even on the same page.

C1a 2000 Total Prisoner Population by Minimum Term Distribution — Non-Assaultive Offenses

Page Five of Ten

144

		GRAND TOTALS	
		VIOLATIONS	
		ATTEMPTS	
		Max Penalty	
750.224	Weapons, Dangerous Weapon	5	
	Sale/Poss	ATTEMPTS	
750.224A	Weapon, Taser, Poss or Sale	4	
	ATTEMPTS		
750.224B	Weapon, Short-Barrel Shotgun/	5	
	Rifle	ATTEMPTS	
750.224F	Weapon-Firearm, Poss by Felon	5	
	ATTEMPTS		
750.2241-A	Weapon, Dangerous Weapon -	5	
	Misc	ATTEMPTS	
750.226	Carry Weapon w/Unlawful Intent	5	
	ATTEMPTS		
750.227	Carrying Concealed Weapons	5	
	ATTEMPTS		
750.227A	Weapons - Firearms - Unlawful	4	
	Poss By Sec. Guard	ATTEMPTS	
750.227B	Felony Firearm	10	
	ATTEMPTS		
750.227B-A	Weapons - Felony Firearm	2	
	ATTEMPTS		
750.227B-B	Weapons - Felony Firearm -	5	
	2nd Offense	ATTEMPTS	
750.227C	Poss of Loaded Firearm in	2	
	Vehicle	ATTEMPTS	
750.227D	Poss of Firearm in Motor	MISD	
	Vehicle	ATTEMPTS	
750.237A1	Weapon Free School Zone,	1	
	General Felony	ATTEMPTS	
750.248	Forgery of Records, Other	14	
	Instruments	ATTEMPTS	
750.248A	Financial Transaction Device -	4	
	Utter & Publish	ATTEMPTS	
750.249	Uttering & Publishing	14	
	ATTEMPTS		
750.250	Forgery of State Warrant	7	
	ATTEMPTS		
750.251	Forgery of Bank Bills/Promisory	7	
	Notes	ATTEMPTS	
750.253	Uttering & Publishing Counterfeit	5	
	Bills or Notes	ATTEMPTS	

TOTAL	0.5	1	1.5	2	2.5	3	3.5	4	4.5	5	10	15	20	25	>25	LIFE	AVG
11,704	216	1,276	1,679	2,752	1,009	1,678	538	634	71	737	871	136	50	12	18	27	3.0
11,160	181	1,178	1,560	2,618	966	1,604	514	631	71	730	865	135	50	12	18	27	3.0
544	35	98	119	134	43	74	24	3		7	6	1					1.9
1				1													2
1		1															0.9
23	2	3	1	3	7	4	1	1						1			3.1
3				3													1.7
189	7	23	30	46	21	26	5	9	1	8	9	2		1	1		2.8
2		1		1													1.3
4			2	2													1.7
1		1															1
20		1	5	1	2	2	4				2	1	1			1	4.4
2				2													1.8
426	9	80	77	127	37	43	22	7	4	11	4	2	2	1			2.2
21	4	7	6	4													1.1
1						1											3
160				148						12							2.2
4				4													2
56				55						1							2
1		1															1
1										1							5
4			1	1				1								1	2.4
1	1																0.3
1				1													2
113		8	15	22	4	17	3	10		13	20	1					3.5
7			2	3		2											2.1
2		2															1
678	4	44	90	150	52	75	25	74	8	83	68	4	1				3.2
80	4	7	16	21	13	14	4			1							2
2						1		1									3.5
4				1		1		2									3.2
2			2														1.3

NOTE: Be sure to check for related offense codes when examining a particular type of crime. They may or may not be in sequential order or even on the same page.

C1a 2000 Total Prisoner Population by Minimum Term Distribution — Non-Assaultive Offenses

Page Six of Ten

145

GRAND TOTALS		
VIOLATIONS		
ATTEMPTS		
Max Penalty		
750.254	Forged Bills, Notes, Poss w/Int to Utter & Publish	5
	ATTEMPTS	
750.260	Counterfeiting - Coins/Poss of 5 or More	LIFE
	ATTEMPTS	
750.261	Counterfeiting - Coins/Poss of Less than 5	10
	ATTEMPTS	
750.280	Gross Frauds & Cheats at Common Law	10
	ATTEMPTS	
750.300A1B	Fraud, Food Stamps >\$250 - 1000	5
	ATTEMPTS	
750.356	Larceny	10
	ATTEMPTS	
750.356-A	Larceny - Over \$100	5
	ATTEMPTS	
750.356A	Larceny, Motor Vehicle	10
	ATTEMPTS	
750.356A-A	Larceny - From a Motor Vehicle	5
	ATTEMPTS	
750.356A-B	Break and Enter - A Vehicle Steal Prop. Over \$5	5
	ATTEMPTS	
750.356A-C	Break and Enter - A Vehicle (with Damage)	5
	ATTEMPTS	
750.356A-B	Break and Enter - A Vehicle Steal Prop. Over \$5	5
	ATTEMPTS	
750.356A-C	Break and Enter - A Vehicle (w Damage)	5
	ATTEMPTS	
750.356A1	Larceny - From a Motor Vehicle	5
	ATTEMPTS	
750.356A2A	Break and Enter - Vehicle Steal Prop. <\$200	MISD
	ATTEMPTS	
750.356A2C1	Break and Enter - Vehicle Steal Prop. \$1K - <\$20K	5
	ATTEMPTS	
750.356A3	Break and Enter - A Vehicle (with Damage)	5
	ATTEMPTS	
750.356B	B & E Coin Operated Telephone	4
	ATTEMPTS	
750.356C	Retail Fraud - 1st Degree	5
	ATTEMPTS	
750.356D	Retail Fraud - 2nd Degree	1
	ATTEMPTS	

TOTAL	0.5	1	1.5	2	2.5	3	3.5	4	4.5	5	10	15	20	25	>25	LIFE	AVG
11,704	216	1,276	1,679	2,752	1,009	1,678	538	634	71	737	871	136	50	12	18	27	3.0
11,160	181	1,178	1,560	2,618	966	1,604	514	631	71	730	865	135	50	12	18	27	3.0
544	35	98	119	134	43	74	24	3		7	6	1					1.9
1			1														1.3
1				1													2
3				1	1			1									2.7
2		1		1													1.5
1				1													2
37	1	5	2	11	4	7		1		1	3	1		1			3.5
4	2	2															0.7
110		16	19	25	19	17	7	3		2	1	1					2.3
7	1		2	4													1.4
52	1	8	7	8	7	12	3		1	2	1	1			1		3.1
2		2															1
17		1	4	5	1	3	2	1									2.2
1						1											2.7
132	5	15	26	33	13	22	10	2		4	2						2.2
10		1	3	3	2	1											1.8
37		6	9	9	3	3	3	2		2							2.1
2			1	1													1.5
4				1	1		1				1						3.7
13	1		2	3	2	2	2	1									2.3
18	1	4	7	5	1												1.4
1				1													1.9
5		1	1	3													1.6
33	1	12	10	6	2	1	1										1.4
2		1	1														1.2
1			1														1.3
1		1															1
553	30	154	129	118	32	58	3	9		7	13						1.8
4		1	1	2													1.6
2			2														1.3

NOTE: Be sure to check for related offense codes when examining a particular type of crime. They may or may not be in sequential order or even on the same page.

C1a 2000 Total Prisoner Population by Minimum Term Distribution — Non-Assaultive Offenses

Page Seven of Ten

146

GRAND TOTALS		
VIOLATIONS		
ATTEMPTS		
Max Penalty		
750.3562A	Larceny - \$20,000 or More	10
	ATTEMPTS	
750.3563A	Larceny - \$1,000 Or More But	5
	Less Than \$20,000	ATTEMPTS
750.3563B	Larceny - \$200 Or More But Less	5
	Than \$1,000 - 2nd Off	ATTEMPTS
750.3564A	Larceny - \$200 Or More But Less	1
	Than \$1000	ATTEMPTS
750.357	Larceny from Person	10
	ATTEMPTS	
750.357A	Larceny Livestock	4
	ATTEMPTS	
750.357B	Firearms, Stealing of Another	5
	ATTEMPTS	
750.360	Larceny in Building	4
	ATTEMPTS	
750.362	Larceny By Conversion	10
	ATTEMPTS	
750.362-A	Larceny - By Conversion Over	5
	100	ATTEMPTS
750.362A	Fail to Return Rented Property	10
	ATTEMPTS	
750.362AA	Failure to Return Rented Property	2
	Over \$100	ATTEMPTS
750.362A3A	Failure to Return Rented Property	5
	Betw \$1K & <\$20K	ATTEMPTS
750.3622A	Larceny by Conversion \$20K+	10
	ATTEMPTS	
750.3623A	Larceny - By Conversion Betw	5
	\$1K and <\$20K	ATTEMPTS
750.363	Larceny by False Personation	10
	ATTEMPTS	
750.377A	Malicious Destruction of Personal	10
	Property	ATTEMPTS
750.377AA	Malicious Destruction of Personal	4
	Property Over \$100	ATTEMPTS
750.377A1B1	Mal Destr. of Personal Property	5
	Betw \$1K & <\$20K	ATTEMPTS
750.380	Malicious Destruction of Building	10
	ATTEMPTS	

TOTAL	0.5	1	1.5	2	2.5	3	3.5	4	4.5	5	10	15	20	25	>25	LIFE	AVG
11,704	216	1,276	1,679	2,752	1,009	1,678	538	634	71	737	871	136	50	12	18	27	3.0
11,160	181	1,178	1,560	2,618	966	1,604	514	631	71	730	865	135	50	12	18	27	3.0
544	35	98	119	134	43	74	24	3		7	6	1					1.9
1										1							5
27	1	4	7	6	2	4	1	2									1.9
2		1			1												1.7
6		1	2	1	1	1											1.8
1				1													2
466	3	27	39	109	38	95	14	48	2	47	38	4	1			1	3.2
28		5	4	5	6	4	3	1									2.2
1		1															1
13			3	4	1	2	1			2							2.6
301	7	47	78	74	29	43		10	1	4	8						2
24	3	10	11														1
7		2	1	1		1	1							1			5.2
3	1	1	1														1
31		7	4	9	2	4	3			2							2.1
1		1															1
8		2		1		2	1				1	1					4.8
3		1	2														1.2
1						1											3
1			1														1.3
2			1			1											2.1
7			2	3		1	1										2.1
4				2	2												2.2
33		5	5	10	5	4		2		1	1						2.2
1			1														1.3
33	2	5	4	9	3	7		2		1							2
1	1																0.3
8		1	3	2	2												1.7
11		3	1	4	1			1		1							2.1
1		1															1

NOTE: Be sure to check for related offense codes when examining a particular type of crime. They may or may not be in sequential order or even on the same page.

C1a 2000 Total Prisoner Population by Minimum Term Distribution — Non-Assaultive Offenses

Page Eight of Ten

147

GRAND TOTALS		
VIOLATIONS		
ATTEMPTS		
Max Penalty		
750.380A	Malicious Destruction of Building Over \$100	4 ATTEMPTS
750.3803A	Malicious Destruction of Building Betw \$1K & <\$20K	5 ATTEMPTS
750.383A	Malicious Destruction of Utility Property	4 ATTEMPTS
750.411A1B	False Report of a Felony	4 ATTEMPTS
750.411A2	False Bomb Threat	10 ATTEMPTS
750.413	Unlawfully Driving Away an Automobile	5 ATTEMPTS
750.414	Unlawful Use Auto w/o Intent to Steal	2 ATTEMPTS
750.4152	MV Conceal or Misrep ID w/Intent to Mislead (Felony)	4 ATTEMPTS
750.422	Perjury, Court Proceeding	15 ATTEMPTS
750.423	Perjury - Wilfully Swear Falsely (Not Court Proceeding)	15 ATTEMPTS
750.424	Perjury - Subornation	15 ATTEMPTS
750.425	Incite or Procure to Commit Perjury	5 ATTEMPTS
750.439	Polygamy	4 ATTEMPTS
750.451	Prostitution	2 ATTEMPTS
750.451-B	Prostitution - 3rd Offense	2 ATTEMPTS
750.50B	Animals, Killing/Torturing	4 ATTEMPTS
750.505	Common Law Offense, No Express Penalty	5 ATTEMPTS
750.505-A	Obstruction of Justice	5 ATTEMPTS
750.505-B	Accessory After the Fact to Felony	5 ATTEMPTS
750.535	Stolen Property - Receiving and Concealing	10 ATTEMPTS

TOTAL	0.5	1	1.5	2	2.5	3	3.5	4	4.5	5	10	15	20	25	>25	LIFE	AVG
11,704	216	1,276	1,679	2,752	1,009	1,678	538	634	71	737	871	136	50	12	18	27	3.0
11,160	181	1,178	1,560	2,618	966	1,604	514	631	71	730	865	135	50	12	18	27	3.0
544	35	98	119	134	43	74	24	3		7	6	1					1.9
40	2	3	5	16	7	5	1				1						2
3				3													1.8
5		2	1	2													1.5
1			1														1.5
16		3	7	3	1	1		1									1.7
5			1	1	1	1					1						3.7
478	3	44	78	151	57	64	33	13	2	12	18	2				1	2.4
20	3	4	1	8	2	2											1.5
41		12	20	5	2						2						1.5
1								1									4
1			1														1.2
14		1				2	1	1		2	6				1		7.4
1						1											3
1			1														1.5
2								1			1						7
2		1									1						5.5
1				1													2
2		2															0.8
9		3	6														1.2
1					1												2.5
6				1		1		1					1		2		16.5
8		1	1	5		1											1.9
30			4	7	2	6	5			3	1	1	1				3.7
128		22	19	28	6	15	8	7	1	6	10	3	1		1	1	3.2
7		4	2	1													1.1

NOTE: Be sure to check for related offense codes when examining a particular type of crime. They may or may not be in sequential order or even on the same page.

C1a 2000 Total Prisoner Population by Minimum Term Distribution — Non-Assaultive Offenses

Page Nine of Ten

148

GRAND TOTALS		
VIOLATIONS		
ATTEMPTS		
Max Penalty		
750.535-A	Stolen Property - Receiving & Concealing Over \$100	5 ATTEMPTS
750.535-B	Stolen Property - Receiving & Concealing \$100 or Less	MISD ATTEMPTS
750.535-C	Stolen Property - Receive & Conc <\$100 - 3rd Off	5 ATTEMPTS
750.535A	Motor Vehicles - Operating a Chop Shop	10 ATTEMPTS
750.535A2	Motor Vehicles - Operating a Chop Shop	10 ATTEMPTS
750.535B	Weapons, Firearms - Receiving & Concealing	10 ATTEMPTS
750.5352A	Stolen Property - Rec & Conc \$20K+	10 ATTEMPTS
750.5353A	Stolen Property - Rec & Conc Betw \$1K & <\$20K	5 ATTEMPTS
750.5353B	Stolen Prop - Rec & Conc Betw \$200 & <\$1K, 2nd Off	5 ATTEMPTS
750.540C1	Telephone - Counterfeit Device Avoid Payment	4 ATTEMPTS
752.1003	False Health Care Claims	4 ATTEMPTS
752.10542	Copy Audio/Video For Gain - Felony	5 ATTEMPTS
752.543	Unlawful Assembly	5 ATTEMPTS
752.794B	Computers, Fraudulent Access > \$100	10 ATTEMPTS
752.795B	Computers - Alter, Damage, Destroy >\$20K	10 ATTEMPTS
752.811	Break & Enter - Coin-Operated Device	3 ATTEMPTS
752.811A	Break & Enter - Coin-Operated Device	3 ATTEMPTS
752.863A	Weapons - Firearms, Careless Use	MISD ATTEMPTS
769.11	Habitual Offender Third Felony	LIFE ATTEMPTS
769.12	Habitual Offender Fourth Felony	LIFE ATTEMPTS

TOTAL	0.5	1	1.5	2	2.5	3	3.5	4	4.5	5	10	15	20	25	>25	LIFE	AVG
11,704	216	1,276	1,679	2,752	1,009	1,678	538	634	71	737	871	136	50	12	18	27	3.0
11,160	181	1,178	1,560	2,618	966	1,604	514	631	71	730	865	135	50	12	18	27	3.0
544	35	98	119	134	43	74	24	3		7	6	1					1.9
417	10	54	75	121	45	62	23	9		8	8	1	1				2.2
17	1	5	6	5													1.3
2				1	1												2
1		1															1
93	3	13	14	23	6	24	1	1	1	3	3	1					2.4
2		1		1													1.2
6		2		1		2					1						3.3
39		1	7	8	3	8	1	9	1	1							2.7
3				1		1					1						3.6
38	3	3	8	15	1	3		1		3	1						2.1
1			1														1.5
200	13	45	39	61	10	20	6	5		1							1.7
13		1	11	1													1.3
1		1															1
1		1															1
1				1													1.9
1	1																0.3
4			1	2	1												2
1		1															1
1					1												2.5
2		1									1						5.4
1				1													2
8			4	2	1	1											1.8
1	1																0.5
2			1			1											2.2
15					1								1			13	11.2

NOTE: Be sure to check for related offense codes when examining a particular type of crime. They may or may not be in sequential order or even on the same page.

C1a 2000 Total Prisoner Population by Minimum Term Distribution—Non-Assaultive Offenses

Page Ten of Ten

GRAND TOTALS		
VIOLATIONS		
ATTEMPTS		
Max Penalty		
800.281	Prisons - Contraband	5
ATTEMPTS		
800.2813	Prisons - Bringing Contraband Into	5
ATTEMPTS		
800.2814	Prisons - Prisoner Possessing	5
Contraband		
ATTEMPTS		
800.283	Prisons - Weapons	5
ATTEMPTS		
800.2834	Prisons - Prisoner Possessing	5
Weapon		
ATTEMPTS		
801.2631	Jails - Furnish Contraband to	5
Prisoners		
ATTEMPTS		
801.2632	Jails - Prisoner Possessing	5
Contraband		
ATTEMPTS		

TOTAL	0.5	1	1.5	2	2.5	3	3.5	4	4.5	5	10	15	20	25	>25	LIFE	AVG
11,704	216	1,276	1,679	2,752	1,009	1,678	538	634	71	737	871	136	50	12	18	27	3.0
11,160	181	1,178	1,560	2,618	966	1,604	514	631	71	730	865	135	50	12	18	27	3.0
544	35	98	119	134	43	74	24	3		7	6	1					1.9
7	1	2	1	1		1					1						2.1
1			1														1.2
2		1		1													1.5
2		2															1
79	6	36	15	7	5	2	1	2		2	3						1.7
3	2			1													0.8
9		3		1		2				1	1	1					4.1
66	7	25	9	8	2	6	3	1		1	1	2	1				2.3
13	6	6	1														0.7
1			1														1.4
1			1														1.4

NOTES: Be sure to check for related offense codes when examining a particular type of crime. They may or may not be in sequential order or even on the same page.

Largest minimum term is reported.

Total Prisoner Population includes prisoners in institutions, camps, the SAI - Prison program, and Community Residential Programs.

When minimum terms exceed maximum penalties that may be due to anomalies in criminal justice practices, habitualized offenses, database errors, etc.

Each minimum term category is rounded up from the preceding category (for example the ten-year category includes all minimums longer than five years up to exactly ten years).

Minimum term averages are based on raw data (with life sentences excluded from the calculations).

Source: Corrections Management Information System (CMIS).

C1b

2000 Total Prisoner Population by Minimum Term Distribution — Drug Offenses

Page One of Three

GRAND TOTALS
VIOLATIONS
ATTEMPTS
Max Penalty

333.73413	Contr. Sub, Imitation Mfg. or Distribution	2 ATTEMPTS
333.7401	Contr. Sub, Mfg, Del, Poss	LIFE ATTEMPTS
333.74011	Contr. Sub, Mfg, Del, Poss	LIFE ATTEMPTS
333.74012A	Contr. Sub, Mfg, Del, Poss (Narcotic or Cocaine)	LIFE ATTEMPTS
333.74012A1	Contr. Sub, Mfg, Del, Poss 650 or More Grams	LIFE ATTEMPTS
333.74012A2	Contr. Sub, Mfg, Del, Poss 225-649g	30 ATTEMPTS
333.74012A3	Contr. Sub, Mfg, Del, Poss 50-224g	20 ATTEMPTS
333.74012A4	Contr. Sub, Mfg, Del, Poss <50 Grams	20 ATTEMPTS
333.74012B	Contr. Sub, Mfg, Del, Poss, Sch 1-3 or Methamphet	20 ATTEMPTS
333.74012B-A	Contr. Sub, Mfg, Del, Poss (Sch 1,2,3 ex Marij & Coc)	7 ATTEMPTS
333.74012C	Contr. Sub, Mfg, Del, Poss, (Sch 4, or Add by Rule)	4 ATTEMPTS
333.74012C-A	Controlled Sub, Mfg, Del, Poss, (Sch 4)	4 ATTEMPTS
333.74012D	Controlled Sub, Mfg, Del, Poss (Sch 5)	2 ATTEMPTS
333.74012D1	Controlled Sub, Mfg, Del, Poss, 45 Kg+ Marijuana	15 ATTEMPTS
333.74012D2	Controlled Sub, Mfg, Del, Poss Marijuana 5 - <45 Kg	7 ATTEMPTS
333.74012D3	Controlled Sub, Mfg, Del, Poss, Marijuana <5 Kg	4 ATTEMPTS
333.74012E	Prescrip Forms/Official Unlaw- ful Mfg, Del, Poss	20 ATTEMPTS
333.74022A	Contr. Sub. - Mfg, Del, Poss Counterfeit-Narc/Meth	10 ATTEMPTS
333.74022B	Contr. Sub. - Mfg, Del, Poss Counterfeit (Sch. 1,2,3)	5 ATTEMPTS

TOTAL	0.5	1	1.5	2	2.5	3	3.5	4	4.5	5	10	15	20	25	>25	LIFE	AVG
5,620	112	902	633	969	289	567	79	260	22	386	890	155	132	9	11	204	4.1
5,386	91	833	590	926	273	544	73	259	22	384	882	154	132	9	11	203	4.2
234	21	69	43	43	16	23	6	1		2	8	1				1	1.9
22	2	7	7	4	2												1.3
9						1		1				2			1	4	12.3
1													1				20
22	1	1		1	2	2				2	1		2			10	6.2
157											3	4	5	2	2	141	18.7
1																1	
232						7		1		11	59	50	97	2	4	1	14.7
1										1	1						10
645		1	2	8	4	24	3	24	2	69	453	48	3	1	1	2	8.4
3		1								2	2					7	
2,881	11	572	356	616	157	370	58	187	17	270	229	26	6	3	1	2	2.9
196	11	58	35	41	16	23	5			2	4	1					1.9
20			1	4	2	6	1	2		2	1		1				4
20		2	4	8		2	3				1						2.2
1							1										3.3
9		1		3	1	3					1						2.5
2	1	1															0.5
12			1	1	3	5					2						3.6
32	1	4	1	6	3	2		7	1	2	5						3.4
1	1																0.5
11			1	1	2	1	1	1		3	1						3.7
27		1	7	4	3	4		6		2							2.6
1		1															1
187	8	29	49	56	15	17	1	6		1	5						1.9
4	1	2	1														0.9
1						1											3
1				1													2
1				1													2

NOTE: Be sure to check for related offense codes when examining a particular type of crime. They may or may not be in sequential order or even on the same page.

GRAND TOTALS
VIOLATIONS
ATTEMPTS
Max Penalty

333.74022E	Contr. Sub. - Mfg, Del, Poss	15
	Analogue	ATTEMPTS
333.7403	Controlled Sub - Possession	LIFE
		ATTEMPTS
333.74032A	Controlled Sub, Possession	LIFE
	Narc. or Cocaine	ATTEMPTS
333.74032A1	Controlled Sub - Poss 650g+	LIFE
	Narc. or Cocaine	ATTEMPTS
333.74032A2	Controlled Sub - Poss 225-649g	30
	Narc. or Cocaine	ATTEMPTS
333.74032A3	Controlled Sub - Poss 50-224g	20
	Narc. or Cocaine	ATTEMPTS
333.74032A4	Controlled Sub - Poss 25-49g	4
	Narc. or Cocaine	ATTEMPTS
333.74032A5	Controlled Sub - Poss Less 25g	4
	Narc. or Cocaine	ATTEMPTS
333.74032B	Contr. Sub - Poss Analogues, Sch	10
	1-4 or Methamphet.	ATTEMPTS
333.74032B-A	Controlled Sub - Possession/	2
	Analogues	ATTEMPTS
333.74032D	Controlled Sub - Poss Marijuana	1
		ATTEMPTS
333.74042A	Contr. Sub Use (Narcotic, Coc,	1
	Methamphet)	ATTEMPTS
333.7405D	Contr. Sub - Maintain or Keep	2
	Drug House	ATTEMPTS
333.7407A-A	Contr. Sub - Induce Person	LIFE
	to Commit Felony	ATTEMPTS
333.7407A1-A	Controlled Sub - Att Felony	LIFE
		ATTEMPTS
333.74071C	Controlled Sub - Obtain by Fraud	4
		ATTEMPTS
333.7410	Contr. Sub - Delivery to Minor	60
	Poss on School Prop	ATTEMPTS
333.74101-B	Contr. Sub - Delivery to Minor	14
	(Sch 1-3 ex Marij/Coc)	ATTEMPTS
333.74101-D	Contr. Sub - Delivery to Minor	8
	(Sch. 4 & Marijuana)	ATTEMPTS

TOTAL	0.5	1	1.5	2	2.5	3	3.5	4	4.5	5	10	15	20	25	>25	LIFE	AVG
5,620	112	902	633	969	289	567	79	260	22	386	890	155	132	9	11	204	4.1
5,386	91	833	590	926	273	544	73	259	22	384	882	154	132	9	11	203	4.2
234	21	69	43	43	16	23	6	1		2	8	1				1	1.9
1										1							5
4		1		1		1					1						4
6		1									2		2			1	11.8
41																41	
42						1		2		3	12	9	12	1	2		14
122				2		1		3	1	10	89	13	2			1	9.1
1										1	1						10
31	1	10	7	4	1	2	1	2		1	2						2.1
3	1		1	1													1.3
781	58	186	139	200	76	86	5	15	1	6	8		1				1.8
19	6	6	5	1				1									1
3		1	1		1												1.6
6		1	3	1							1						2.5
18	8	6	2	1							1						1.2
2			2														1.4
11	1	3	5	1						1							1.5
3		1				2											2.2
1			1														1.5
1			1														1.5
13		4	1	2	1	3		2									2.1
2											1	1					11
1						1											3
2						1					1						4.1

NOTE: Be sure to check for related offense codes when examining a particular type of crime. They may or may not be in sequential order or even on the same page.

C1b 2000 Total Prisoner Population by Minimum Term Distribution — Drug Offenses

Page Three of Three

		GRAND TOTALS
		VIOLATIONS
		ATTEMPTS
		Max Penalty
333.74102-A	Contr. Sub - Del on School Prop (Narc. or Coc) <50g	60 ATTEMPTS
333.74104-A	Contr. Sub - Poss on School Prop (Narc. or Coc) <25g	8 ATTEMPTS
333.7416	Contr. Sub - Induce Minor to Commit Felony	LIFE ATTEMPTS
335.07	Marijuana, Possession	1 ATTEMPTS
335.341	Violation Drug Law (obsolete)	LIFE

TOTAL	0.5	1	1.5	2	2.5	3	3.5	4	4.5	5	10	15	20	25	>25	LIFE	AVG
5,620	112	902	633	969	289	567	79	260	22	386	890	155	132	9	11	204	4.1
5,386	91	833	590	926	273	544	73	259	22	384	882	154	132	9	11	203	4.2
234	21	69	43	43	16	23	6	1		2	8	1				1	1.9
1						1											3
1											1						7
2											2						10
1		1															1
1												1					13

NOTES: Be sure to check for related offense codes when examining a particular type of crime. They may or may not be in sequential order or even on the same page.

Largest minimum term is reported.
 Total Prisoner Population includes prisoners in institutions, camps, the SAI - Prison program and Community Residential Programs.
 When minimum terms exceed maximum penalties that may be due to anomalies in criminal justice practices, habitualized offenses, database errors, etc.
 Each minimum term category is rounded up from the preceding category (for example the ten-year category includes all minimums longer than five years up to exactly ten years). Minimum term averages are based on raw data (with life sentences excluded from the calculations).

SOURCE: Corrections Management Information System (CMIS).

C1c 2000 Total Prisoner Population by Minimum Term Distribution—Assaultive Offenses

Page One of Nine

153

GRAND TOTALS		
VIOLATIONS		
ATTEMPTS		
Max. Penalty		
257.602A	Peace Officer - Fleeing	15
	Vehicle Code	ATTEMPTS
257.602A2	Peace Officer - Fleeing/	2
	Vehicle CD - 4th Deg	ATTEMPTS
257.602A3	Peace Officer - Fleeing/	5
	Vehicle CD 2nd Off	ATTEMPTS
257.602A3-A	Peace Officer - Fleeing/	5
	Vehicle CD - 3rd Deg	ATTEMPTS
257.602A4-A	Peace Officer - Fleeing -	10
	2nd Deg - Vehicle CD	ATTEMPTS
257.6254	Operating - Under the Influence	15
	Causing Death	ATTEMPTS
257.6255	OUIL - Causing Incapacitating	5
	Injury	ATTEMPTS
257.6255-A	Operating - Under the Influence	5
	Causing Serious Injury	ATTEMPTS
257.9044	Operate - License Suspend,	15
	Revoked Cause Death	ATTEMPTS
257.9045	Operate - License Susp/Rev	5
	Cause Serious Injury	ATTEMPTS
324.51510	Fires - Willfully Set Forests	10
		ATTEMPTS
324.801765	Marine Safety, OUIL Cause	5
	Serious Injury	ATTEMPTS
324.821274	Snowmobile - OUIL Causing	15
	Death	ATTEMPTS
333.5210	AIDS - Sexual Penetration with	4
	Uninformed Partner	ATTEMPTS
722.675	Distributing Obscene Matter	2
	to Minor	ATTEMPTS
750.10A	Sexually Delinquent	LIFE
		ATTEMPTS
750.110A2	Home Invasion - 1st Degree	20
		ATTEMPTS
750.135	Child Abuse - Abandonment	10
		ATTEMPTS
750.136	Cruelty to Children	4
		ATTEMPTS

TOTAL	0.5	1	1.5	2	2.5	3	3.5	4	4.5	5	10	15	20	25	>25	LIFE	AVG
30,165	104	725	1,027	2,032	874	2,151	558	1,645	211	2,541	6,936	2,714	2,075	1,157	1,352	4,063	9.7
29,544	97	668	932	1,881	792	2,085	499	1,638	210	2,532	6,907	2,702	2,062	1,150	1,350	4,039	9.8
621	7	57	95	151	82	66	59	7	1	9	29	12	13	7	2	24	3.4
2			1		1												2
23	1	5	14	1	2												1.3
4		1	1	2													1.5
95	1	27	23	21	6	12	2	3									1.7
1				1													1.9
4				2		1		1									2.7
155	1	1	4	6	10	10	3	21	2	25	68	2	2				5.7
2			1			1	1										2.2
2																	3.1
55		2	7	13	13	4	10			5	1						2.6
3					1						1		1				10.6
1						1											3
1				1													2
1				1													3.3
1				1													2
2								1		1							4.4
1		1															1
2			1							1							3.2
6				2	1	3											2.5
756	1	18	31	76	43	93	17	60	15	117	220	43	17	4		1	5.5
30		5	5	11	3	2	3			1							2
1										1							5
3		1								1	1						5

NOTE: Be sure to check for related offense codes when examining a particular type of crime. They may or may not be in sequential order or even on the same page.

C1c 2000 Total Prisoner Population by Minimum Term Distribution—Assaultive Offenses

Page Two of Nine

154

GRAND TOTALS		
VIOLATIONS		
ATTEMPTS		
Max. Penalty		
750.136A	Child Abuse, Torture	10
ATTEMPTS		
750.136B	Child Abuse	15
ATTEMPTS		
750.136B2	Child Abuse, 1st Degree	15
ATTEMPTS		
750.136B3	Child Abuse, 2nd Degree	4
ATTEMPTS		
750.136B4	Child Abuse, 3rd Degree	2
ATTEMPTS		
750.145A	Children - Accosting for Immoral Purposes	1
ATTEMPTS		
750.145B	Accost, Solic Child-Immoral Purposes 2nd Offense	4
ATTEMPTS		
750.145C	Child Abusive Commercial Activity	20
ATTEMPTS		
750.145C2	Child Sexually Abusive Activity	20
ATTEMPTS		
750.145N1	Abuse Vulnerable Adult - 1st Degree	15
ATTEMPTS		
750.157B	Solicit to Murder, Other Felony	LIFE
ATTEMPTS		
750.157B2	Solicit to Murder	LIFE
ATTEMPTS		
750.157C	Solicit, Minor to Commit Felony	LIFE
ATTEMPTS		
750.158	Sodomy	15
ATTEMPTS		
750.197C	Assault Employee and/or Jail Through Violence	4
ATTEMPTS		
750.204A	Explosive, Sending w/Int to Frighten	5
ATTEMPTS		
750.206	Explosive, Place w/Int to Damage	25
ATTEMPTS		
750.207	Explosives, Placing w/Injury Death Resulting	LIFE
ATTEMPTS		
750.2072A	Explosive, Place Near Prop w/Int Alarm/Injure/Damage	15
ATTEMPTS		

TOTAL	0.5	1	1.5	2	2.5	3	3.5	4	4.5	5	10	15	20	25	>25	LIFE	AVG
30,165	104	725	1,027	2,032	874	2,151	558	1,645	211	2,541	6,936	2,714	2,075	1,157	1,352	4,063	9.7
29,544	97	668	932	1,881	792	2,085	499	1,638	210	2,532	6,907	2,702	2,062	1,150	1,350	4,039	9.8
621	7	57	95	151	82	66	59	7	1	9	29	12	13	7	2	24	3.4
1															1		30
8						1		2		2	2	1					6.6
85		2	3	9	3	8	3	6	1	14	29	4	2		1		6.1
6				1	2	1	2										2.7
21		2	4	4	3	4		1		1	2						2.8
1			1														1.3
12	1	2	5			4											1.6
1		1															1
1								1									4
6						1					5						7.1
35	1		1	4	1	3	1		1	5	11	7					6.7
1				1													1.9
1						1											3
11											4	2			3	2	19.2
2							1			1							4.1
1																1	
6				2						1	3						4.8
1				1													2
138	7	28	15	36	10	20	2	9		4	7						2.3
15	3	9	3														0.9
2			1					1									2.7
4						1				1	1			1			10.1
3												2				1	15
1		1															1

NOTE: Be sure to check for related offense codes when examining a particular type of crime. They may or may not be in sequential order or even on the same page.

C1c 2000 Total Prisoner Population by Minimum Term Distribution—Assaultive Offenses

Page Three of Nine

155

GRAND TOTALS			Max. Penalty	
VIOLATIONS				
ATTEMPTS				
750.2072B	Explosives, Place Near Prop, Cause Property Damage	20 ATTEMPTS		
750.208	Explosive, Aiding/Abetting Placement	15 ATTEMPTS		
750.211	Explosives - Manufacture With Unlawful Intent	5 ATTEMPTS		
750.211A	Explosives - Poss & Use	LIFE ATTEMPTS		
750.211A2A	Explosives - Poss of Molotov Cocktail/Other Expl.	15 ATTEMPTS		
750.211A2B	Explosives - Poss Molotov Cocktail Cause Damage	20 ATTEMPTS		
750.213	Extortion	20 ATTEMPTS		
750.224D2	Weapon, Chemical Type	2 ATTEMPTS		
750.234A	Firearm, Discharge from a Vehicle	4 ATTEMPTS		
750.234B	Firearm, Discharge In/At Dwelling	4 ATTEMPTS		
750.316	First Degree Murder	LIFE ATTEMPTS		
750.316-A	Murder - 1st Degree - Premeditated	LIFE ATTEMPTS		
750.316-B	Murder - Felony	LIFE ATTEMPTS		
750.316-C	Murder - Open - Statutory Short Form	LIFE ATTEMPTS		
750.317	Second Degree Murder	LIFE ATTEMPTS		
750.321	Manslaughter	15 ATTEMPTS		
750.321-A	Manslaughter - Statutory Short Form	15 ATTEMPTS		
750.321-C	Manslaughter - Involuntary	15 ATTEMPTS		
750.321-E	Manslaughter with Motor Vehicle	15 ATTEMPTS		

TOTAL	0.5	1	1.5	2	2.5	3	3.5	4	4.5	5	10	15	20	25	>25	LIFE	AVG
30,165	104	725	1,027	2,032	874	2,151	558	1,645	211	2,541	6,936	2,714	2,075	1,157	1,352	4,063	9.7
29,544	97	668	932	1,881	792	2,085	499	1,638	210	2,532	6,907	2,702	2,062	1,150	1,350	4,039	9.8
621	7	57	95	151	82	66	59	7	1	9	29	12	13	7	2	24	3.4
1			1														1.5
5				1						1	1		1		1		13.6
3			1	1	1												1.9
3		1		1		1											1.9
1	1																0.5
3			1	1				1									2.4
1			1														1.5
1						1											3
54		1		4	3	10		2	1	5	19	6	2		1		7.3
1		1															1
2			2														1.4
5				3		1		1									2.5
32	1	8	7	9		4		3									1.8
1		1															1
1,925												3		2	4	1,916	32.2
13																13	
336						1				1	2	1	2			329	11.4
2						1										1	3
237																237	
108										2	2		3	2	3	96	25.8
3,470			1	2		4		9		12	366	611	678	533	545	709	21.8
13																6	19.1
322	1	3		4	1	12	4	32	4	47	184	16	11		3		7.9
1						1											3
197		1	4	8	6	17	3	15	2	31	99	4	4		3		6.8
156		4	2	12	2	6	2	11	1	29	76	10	1				6.5
1											1						10
78				3	3	4	1	5	3	16	38	3	2				6.7
1										1							5

NOTE: Be sure to check for related offense codes when examining a particular type of crime. They may or may not be in sequential order or even on the same page.

C1c 2000 Total Prisoner Population by Minimum Term Distribution—Assaultive Offenses

Page Four of Nine

156

GRAND TOTALS		
VIOLATIONS		
ATTEMPTS		
Max. Penalty		
750.322	Homicide - Killing of Unborn Child	15 ATTEMPTS
750.324	Negligent Homicide	2 ATTEMPTS
750.329	Death, Firearm without Malice	15 ATTEMPTS
750.335A	Indecent Exposure (Sexually Delinquent Person)	LIFE ATTEMPTS
750.338	Gross Indecency Betw Males Commit/Procure	5 ATTEMPTS
750.338A	Gross Indecency Betw Females Commit/Procure	5 ATTEMPTS
750.338B	Gross Indecency Betw Male/Female Commit/Procure	5 ATTEMPTS
750.349	Kidnapping	LIFE ATTEMPTS
750.349A	Prisoner Taking a Hostage	LIFE ATTEMPTS
750.349[S]	Kidnapping - Solicitation	LIFE ATTEMPTS
750.350	Kidnapping - Child Enticement	LIFE ATTEMPTS
750.377B	Mal Destr. Police or Fire Dept Property	4 ATTEMPTS
750.411H2B	Stalking a Minor	5 ATTEMPTS
750.411I	Stalking, Aggravated	5 ATTEMPTS
750.4361	Poison, Food/Drink/Medicine/Wells	5 ATTEMPTS
750.455	Prostitution/Pandering	20 ATTEMPTS
750.459	Prostitution - Transporting Female (perhaps compel)	20 ATTEMPTS
750.479	Obstruct/Resist Public Officer Serve/Execute Process	2 ATTEMPTS
750.479-B	Police Officer - Resist & Obstruct	2 ATTEMPTS

TOTAL	0.5	1	1.5	2	2.5	3	3.5	4	4.5	5	10	15	20	25	>25	LIFE	AVG
30,165	104	725	1,027	2,032	874	2,151	558	1,645	211	2,541	6,936	2,714	2,075	1,157	1,352	4,063	9.7
29,544	97	668	932	1,881	792	2,085	499	1,638	210	2,532	6,907	2,702	2,062	1,150	1,350	4,039	9.8
621	7	57	95	151	82	66	59	7	1	9	29	12	13	7	2	24	3.4
1													1				20
7		1	3			1		1			1						2.6
20						1		1		6	12						6.9
15		2	2	6	1	2					2						2.7
1					1												2.5
9	1	2		3	1		1				1						2.3
2				1			1										2.6
18		1	2	5	5	2	3										2.3
1			1														1.2
295				3	1	3	3	4	3	10	65	55	41	17	30	60	16.4
8				4	3						1						2.7
8											3	1	1		1	2	19.8
1										1							5
17				1		1		2		1	4		2	1	4	1	16.8
2				1			1										2.6
58	1	9	9	16	9	6	4	4									2.1
3	1				1						1						4.2
129	1	8	25	32	15	29	7	5		3	2	1			1		2.7
3			2	1													1.4
2		1					1										2.1
3						1		1			1						5.6
2						1				1							4
8		3	2	1						1	1						2.8
141	4	34	50	24	7	11	1	6	1	1	2						1.7

NOTE: Be sure to check for related offense codes when examining a particular type of crime. They may or may not be in sequential order or even on the same page.

C1c 2000 Total Prisoner Population by Minimum Term Distribution—Assaultive Offenses

Page Five of Nine

157

GRAND TOTALS		
VIOLATIONS		
ATTEMPTS		
Max. Penalty		
750.479A	Police Officer - Fleeing	15
ATTEMPTS		
750.479A-B	Peace Officer - Resist Arrest	2
Injury Inflicted ATTEMPTS		
750.479A2	Police Officer - Fleeing - 4th	2
Degree ATTEMPTS		
750.479A3	Police Officer - Fleeing	5
3rd Degree ATTEMPTS		
750.479A4	Police Officer - Fleeing -	10
2nd Offense ATTEMPTS		
750.479A4-A	Police Officer - Fleeing (Penal	10
Code) - 2nd Degree ATTEMPTS		
750.479A5	Police Officer - Fleeing (Penal	15
Code) Death Resulting ATTEMPTS		
750.479A5-A	Police Officer - Fleeing (Penal	15
Code) - 1st Degree ATTEMPTS		
750.479B	Peace Officer, Disarming	10
ATTEMPTS		
750.479B2	Peace Officer - Disarming	10
Firearm ATTEMPTS		
750.50C7	Police Animal - Injure/Harass	2
While Commit Crime ATTEMPTS		
750.520	Criminal Sexual Conduct (CSC)	LIFE
ATTEMPTS		
750.520B	CSC - 1st Degree	LIFE
Multiple Variables ATTEMPTS		
750.520B1A	CSC - 1st Degree -	LIFE
Person Under 13 ATTEMPTS		
750.520B1B	CSC - 1st Degree -	LIFE
Relationship ATTEMPTS		
750.520B1C	CSC - 1st Degree -	LIFE
During Felony ATTEMPTS		
750.520B1D	CSC - 1st Degree -	LIFE
Accomplices ATTEMPTS		
750.520B1E	CSC - 1st Degree -	LIFE
Weapon Used ATTEMPTS		
750.520B1F	CSC - 1st Degree -	LIFE
Personal Injury ATTEMPTS		

TOTAL	0.5	1	1.5	2	2.5	3	3.5	4	4.5	5	10	15	20	25	>25	LIFE	AVG
30,165	104	725	1,027	2,032	874	2,151	558	1,645	211	2,541	6,936	2,714	2,075	1,157	1,352	4,063	9.7
29,544	97	668	932	1,881	792	2,085	499	1,638	210	2,532	6,907	2,702	2,062	1,150	1,350	4,039	9.8
621	7	57	95	151	82	66	59	7	1	9	29	12	13	7	2	24	3.4
1						1											3
7		1	4	1		1											1.5
26		8	12	2	1	2		1									1.5
197	1	28	42	59	22	30	7	4	1	1	2						2
5			1	4													1.6
6			2	1		2					1						3
8		1		2	1	2					2						3.1
3		1								1		1					7
1						1											3
1											1						6
5	1	3	1														0.9
13	1			3	1	3				1	2	1				1	4.2
7		2	1	3			1										1.7
1		1															1
27							1				1		1	3	5	16	35.4
1,812		3	1	19	4	13	3	26	3	72	507	333	276	136	220	196	16.8
13			2	2	1	1	1				1		1	3		1	9.7
1,208		6	1	15	8	33	17	31	5	90	423	216	153	81	80	49	13.1
21				7	1	5	5				1	1	1				4.4
228		1	2	3		9	2	6		16	77	43	26	22	16	5	13.4
4		1		2	1												1.8
104			1			2				5	14	25	18	10	21	8	20.3
56				1	1		1	1		2	18	12	6	6	6	2	15.5
191				1	2			1	1	3	35	39	36	19	34	20	19.4
1																1	
182		1		2		1	2	3		3	38	34	34	28	26	10	18.6
4		1			1		1				1						4.2

NOTE: Be sure to check for related offense codes when examining a particular type of crime. They may or may not be in sequential order or even on the same page.

C1c 2000 Total Prisoner Population by Minimum Term Distribution — Assaultive Offenses

Page Six of Nine

158

GRAND TOTALS		
VIOLATIONS		
ATTEMPTS		
Max. Penalty		
750.520B1G	CSC - 1st Degree - Injury to Incap. Victim	LIFE ATTEMPTS
750.520B1H	CSC - 1st Degree - Mentally Disabled-Relation	LIFE ATTEMPTS
750.520C	CSC, 2nd Degree Multiple Variables	15 ATTEMPTS
750.520C1A	CSC - 2nd Degree - Person Under 13	15 ATTEMPTS
750.520C1B	CSC - 2nd Degree - Relationship	15 ATTEMPTS
750.520C1C	CSC - 2nd Degree - During Felony	15 ATTEMPTS
750.520C1D	CSC - 2nd Degree - Accomplices	15 ATTEMPTS
750.520C1E	CSC - 2nd Degree - Weapon Used	15 ATTEMPTS
750.520C1F	CSC - 2nd Degree - Personal Injury	15 ATTEMPTS
750.520C1G	CSC - 2nd Degree - Injury to Incap. Victim	15 ATTEMPTS
750.520C1H	CSC - 2nd Degree - Mentally Disabled-Relation	15 ATTEMPTS
750.520D	CSC, 3rd Degree Multiple Variables	15 ATTEMPTS
750.520D1A	CSC - 3rd Degree - Person 13 Through 15	15 ATTEMPTS
750.520D1B	CSC - 3rd Degree - Force or Coercion	15 ATTEMPTS
750.520D1C	CSC - 3rd Degree - Incapacitated Victim	15 ATTEMPTS
750.520D1D	CSC - 3rd Degree - Incest	15 ATTEMPTS
750.520E	CSC, 4th Degree Multiple Variables	2 ATTEMPTS
750.520E1A	CSC - 4th Degree - Force or Coercion	2 ATTEMPTS
750.520E1A-A	CSC - 4th Degree - Victim 13 Through 15	2 ATTEMPTS

TOTAL	0.5	1	1.5	2	2.5	3	3.5	4	4.5	5	10	15	20	25	>25	LIFE	AVG
30,165	104	725	1,027	2,032	874	2,151	558	1,645	211	2,541	6,936	2,714	2,075	1,157	1,352	4,063	9.7
29,544	97	668	932	1,881	792	2,085	499	1,638	210	2,532	6,907	2,702	2,062	1,150	1,350	4,039	9.8
621	7	57	95	151	82	66	59	7	1	9	29	12	13	7	2	24	3.4
4				1								1	1			1	12.3
11							1				2	2	3	1	2		17.6
1				1													2
765	3	9	12	71	17	123	20	68	6	152	254	22	7		1		5.5
10				5	2	1					2						3
1,177	1	15	33	132	52	171	35	117	10	203	361	33	13		1		5.2
61		4	6	22	9	11	9										2.3
150		1	7	16	7	34	4	16	2	26	32	4	1				4.7
7			2	3	1		1										2
12			1			4		2		1	4						4.7
5						3				1	1						4.6
1				1													2
5				1			1				3						5.2
1							1										3.3
60		1		6	6	8	1	7		7	20	1	2		1		6.4
2										1		1					8.5
9			1	2	2			1			3						3.9
6					1		1	1		1	1	1					5.6
1		1															1
831	7	18	22	71	31	101	24	78	8	130	298	31	8	1	2	1	5.7
24		3	4	4	6	3	3						1				2.9
797	6	45	35	75	43	112	25	82	8	113	231	12	8			2	4.7
102		5	18	30	23	16	9		1								2.2
478		8	10	33	14	34	9	53	5	71	214	21	4	1	1		6.3
30		2	3	11	5	5	2	1		1							2.3
51		4	7	8	2	4		6		3	14	2	1				4.7
4			1	2			1										2.2
29				2	1	2	1	2		5	15	1					6.7
3				1			2										2.7
31		7	17	3	1	1	1				1						1.6
64	3	11	43	1	2	1		1		1	1						1.4
14	1	4	7		1						1						1.6

NOTE: Be sure to check for related offense codes when examining a particular type of crime. They may or may not be in sequential order or even on the same page.

C1c 2000 Total Prisoner Population by Minimum Term Distribution — Assaultive Offenses

Page Seven of Nine

159

GRAND TOTALS		
VIOLATIONS		
ATTEMPTS		
Max. Penalty		
750.520E1B	CSC - 4th Degree - Incapacitated Victim	2 ATTEMPTS
750.520E1G	CSC - 4th Degree - Incest	2 ATTEMPTS
750.520F	CSC - 2nd Offense	LIFE ATTEMPTS
750.520G	CSC - Assault w/Intent to Commit CSC	10 ATTEMPTS
750.520G1	CSC - Assault w/Intent to Commit Sexual Penetration	10 ATTEMPTS
750.520G2	CSC - Assault w/Intent to Commit CSC, 2nd Degree	5 ATTEMPTS
750.529	Robbery Armed	LIFE ATTEMPTS
750.529A	Car Jacking	LIFE ATTEMPTS
750.530	Robbery Unarmed	15 ATTEMPTS
750.531	Robbery, Bank/Safe/Vault	LIFE ATTEMPTS
750.531-A	Bank Robbery	LIFE ATTEMPTS
750.531-B	Safe Breaking	LIFE ATTEMPTS
750.72	Burning Dwelling House	20 ATTEMPTS
750.72-A	Arson - Dwelling House	20 ATTEMPTS
750.72-B	Arson - Dwelling House Curtilage	20 ATTEMPTS
750.73	Arson - Real Property	10 ATTEMPTS
750.74	Arson - Personal Property	10 ATTEMPTS
750.74B	Arson - Personal Property Over \$50	4 ATTEMPTS
750.741C1	Arson - Real/Personal Property Betw \$1K & <\$20K	5 ATTEMPTS

TOTAL	0.5	1	1.5	2	2.5	3	3.5	4	4.5	5	10	15	20	25	>25	LIFE	AVG
30,165	104	725	1,027	2,032	874	2,151	558	1,645	211	2,541	6,936	2,714	2,075	1,157	1,352	4,063	9.7
29,544	97	668	932	1,881	792	2,085	499	1,638	210	2,532	6,907	2,702	2,062	1,150	1,350	4,039	9.8
621	7	57	95	151	82	66	59	7	1	9	29	12	13	7	2	24	3.4
6		1	4	1													1.4
4		1	2			1											1.5
3										1		1	1				13
35			2	8	2	2	4	3		3	8	3					4.9
2							1			1							4
371		6	23	72	24	69	11	49	3	46	61	2		2	3		4
7			1	4	1		1										2.1
69		6	8	17	9	10	13	2		1	2					1	2.6
4		1		2			1										1.9
4,455	4	51	59	183	120	307	83	316	48	493	1,387	532	368	142	164	198	9.7
41		3	2	2	3	3	2	3			12	6	1	1	2	1	8.9
362	1	9	9	28	16	42	10	30	9	57	108	31	6	2	2	2	6.1
9		1	2	3	1	1				1							2.2
1,129	1	30	46	146	48	160	39	132	14	170	282	34	17	3	3	4	5
19		2	1	2	3	3	3	1		1	2	1					3.5
122			1	2	3	7		7		11	31	23	20	9	4	4	12.3
2					1							1					10.4
197	1	2	7	12	7	19	4	25	2	29	54	23	8	2	2		7
1			1														1.5
57	1		2	2	3	8	1	9		3	19	4	2		2	1	7
2			1								1						5.7
77	1	4	3	7	3	5	1	10	1	10	19	10	2		1		6.5
2	1			1													1.2
121		3	14	13	7	14	1	8	2	17	33	7	1		1		5.1
8		2			2	1	3										2.5
12		2			1					4	5						5.3
83		3	11	10	4	15	2	7		13	15	1	1			1	4
4	1	1				1				1							2.3
1										1							5
6			1	2						1	2						3.7
1			1														1.3
7		1	5	1													1.4

NOTE: Be sure to check for related offense codes when examining a particular type of crime. They may or may not be in sequential order or even on the same page.

C1c 2000 Total Prisoner Population by Minimum Term Distribution—Assaultive Offenses

Page Eight of Nine

160

GRAND TOTALS		
VIOLATIONS		
ATTEMPTS		
Max. Penalty		
750.741D1	Arson - Personal Property \$20K+	10 ATTEMPTS
750.75	Arson - Insured Property	10 ATTEMPTS
750.77	Arson - Preparing to Burn	10 ATTEMPTS
750.77-B	Arson - Prepare to Burn Real or Personal Prop >\$50	4 ATTEMPTS
750.771D1	Arson - Prepare to Burn Prop \$20K+	10 ATTEMPTS
750.78	Arson - Setting Fire to Woods/Prairies/Grounds	4 ATTEMPTS
750.81	Assault or Assault and Battery	2 ATTEMPTS
750.81A	Assault - Aggravated	1 ATTEMPTS
750.81A3	Domestic Violence - Aggravated	1 ATTEMPTS
750.812	Domestic Violence	MISD ATTEMPTS
750.814	Domestic Violence 3rd Offense	2 ATTEMPTS
750.82	Felonious Assault	4 ATTEMPTS
750.822	Weapon-Free School - Assault w/ Dangerous Weapon	4 ATTEMPTS
750.83	Asslt W/Int to Commit Murder	LIFE ATTEMPTS
750.84	Asslt W/Int Gr Bod Hrm Less Murder	10 ATTEMPTS
750.86	Assault W/Intent to Maim	10 ATTEMPTS
750.87	Asslt W/Intent to Commit Felony	10 ATTEMPTS
750.88	Asslt W/Intent to Rob & Steal Unarmed	15 ATTEMPTS
750.89	Asslt W/Intent to Rob & Steal Armed	LIFE ATTEMPTS

TOTAL	0.5	1	1.5	2	2.5	3	3.5	4	4.5	5	10	15	20	25	>25	LIFE	AVG
30,165	104	725	1,027	2,032	874	2,151	558	1,645	211	2,541	6,936	2,714	2,075	1,157	1,352	4,063	9.7
29,544	97	668	932	1,881	792	2,085	499	1,638	210	2,532	6,907	2,702	2,062	1,150	1,350	4,039	9.8
621	7	57	95	151	82	66	59	7	1	9	29	12	13	7	2	24	3.4
1				1													2
2						1				1							4
4	2	1			1												1
9		1	3	3	1	1											1.8
1											1						6
1				1													2
3	3																0.3
4	1	3															0.8
6		1	5														1.3
3		1	1		1												1.6
56	3	5	23	15	5	3					2						1.8
841	28	130	146	259	65	113	9	36		19	32	1	2			1	2.2
46	1	11	29	3							2						1.5
1			1														1.4
1,331		2	5	8	4	15	5	21	2	40	379	303	200	103	126	118	15.9
9				1	1	1					3	1	1	2			12.5
1,467	2	44	44	175	61	223	61	189	27	229	356	35	6	5		10	4.6
34			2	12	9	4	4	2		1							2.5
4						1					2						7
22		1		4		2		1	1	1	10	2					5.8
177	1	8	5	21	16	23	4	19		29	43	6			2		4.9
3				1	1		1										2.6
760		3	17	37	20	60	21	55	18	96	232	77	59	14	22	29	8.6
14			2	2	1	3					2	2	1			1	6.2

NOTE: Be sure to check for related offense codes when examining a particular type of crime. They may or may not be in sequential order or even on the same page.

C1c 2000 Total Prisoner Population by Minimum Term Distribution—Assaultive Offenses

Page Nine of Nine

GRAND TOTALS*	
VIOLATIONS	
ATTEMPTS	
Max. Penalty	
750.90	Sexual Intercourse, Under Pretext 10 Medical Treatment ATTEMPTS
750.91	Attempt to Murder LIFE ATTEMPTS
752.191	Felonious Driving 2 ATTEMPTS
752.541	Riot 10 ATTEMPTS
752.542	Incite to Riot 10 ATTEMPTS
752.861	Weapons - Firearms, Careless Use 2 Causing Injury/Death ATTEMPTS

TOTAL	0.5	1	1.5	2	2.5	3	3.5	4	4.5	5	10	15	20	25	>25	LIFE	AVG
30,165	104	725	1,027	2,032	874	2,151	558	1,645	211	2,541	6,936	2,714	2,075	1,157	1,352	4,063	9.7
29,544	97	668	932	1,881	792	2,085	499	1,638	210	2,532	6,907	2,702	2,062	1,150	1,350	4,039	9.8
621	7	57	95	151	82	66	59	7	1	9	29	12	13	7	2	24	3.4
1				1													2
19					1		2	2			9				1	4	9.2
2		1	1														1.1
2		1						1									2.4
1							1										3.3
3	1		1								1						2.9

NOTES: Be sure to check for related offense codes when examining a particular type of crime. They may or may not be in sequential order or even on the same page.

Largest minimum term is reported.

Total Prisoner Population includes prisoners in institutions, camps, the SAI - Prison program, and Community Residential Programs.

When minimum terms exceed maximum penalties that may be due to anomalies in criminal justice practices, habitualized offenses, database errors, etc.

Each minimum term category is rounded up from the preceding category (for example the ten-year category includes all minimums longer than five years up to exactly ten years).

Minimum term averages are based on raw data (with life sentences excluded from the calculations).

Source: Corrections Management Information System (CMIS).

C2 2000 Total Prisoner Population by Minimum Term Distribution — All Offenses: Female Totals Only

Page One of Nine

162

GRAND TOTALS VIOLATIONS		
Max. Penalty		
28.2931	State ID Card - False Application	5 ATTEMPTS
257.254	MV Code - Intent to Pass False Title	10 ATTEMPTS
257.602A2	Peace Officer - Fleeing/Vehicle CD 4th Degree	2 ATTEMPTS
257.602A3-A	Peace Officer - Fleeing/Vehicle CD 3rd Degree	5 ATTEMPTS
257.617	Fail to Stop at Accident — Serious Impairment/Death Rslt	5 ATTEMPTS
257.617A	Leave Scene Personal Injury Accident	1 ATTEMPTS
257.625	Operating Motor Vehicle - Addict or Intox	20 ATTEMPTS
257.6251-A	Operating — OUIL/Per Se	MISD ATTEMPTS
257.6254	Operating — Under the Influence Causing Death	15 ATTEMPTS
257.6255-A	Operating — Under the Influence Causing Serious Injury	5 ATTEMPTS
257.6256D	Operating — OUIL/Per Se/OWI - 3rd Offense	5 ATTEMPTS
257.6257A2	Operating OUIL/Occupant < 16, 2nd Offense	5 ATTEMPTS
257.903	Motor Vehicle Code, False ID	15 ATTEMPTS
333.73413	Controlled Sub, Imitation Mfg. or Distribution	2 ATTEMPTS
333.74012A1	Controlled Sub, Mfg, Del, Poss - 650 or More Grams	LIFE ATTEMPTS
333.74012A2	Controlled Sub, Mfg, Del, Poss 225-649g	30 ATTEMPTS
333.74012A3	Controlled Sub, Mfg, Del, Poss 50-224g	20 ATTEMPTS
333.74012A4	Controlled Sub, Mfg, Del, Poss <50 Grams	20 ATTEMPTS
333.74012B-A	Contr. Sub, Mfg, Del, Poss (Sch 1,2,3 ex Marij & Cocaine)	7 ATTEMPTS

TOTAL	.5	1	1.5	2	2.5	3	3.5	4	4.5	5	10	15	20	25	>25	LIFE	AVG
2,129	39	224	253	350	123	246	47	108	19	148	225	77	74	28	22	146	4.8
2,050	33	211	239	333	115	233	44	107	19	148	224	77	73	28	22	144	4.9
79	6	13	14	17	8	13	3	1			1		1			2	2.1
1				1													1.9
1					1												2.4
1			1														1.5
3		1	1		1												1.6
3			1			1	1										2.5
1		1															1.0
1			1														1.4
2				1		1											2.2
12				1	2	3		2	2	1	1						3.7
3		1	2														1.3
45		6	10	16	2	6	5										2.0
1				1													1.9
1					1												2.5
1					1												2.3
1				1													1.7
6												1				5	12.0
20										5	4	2	9				13.5
25					1			2		8	14						7.1
193		57	27	44	9	23		10		17	6						2.3
8		3	1		1	3											2.0
3		1	2														1.3

NOTE: Be sure to check for related offense codes when examining a particular type of crime. They may or may not be in sequential order or even on the same page.

C2 2000 Total Prisoner Population by Minimum Term Distribution — All Offenses: Female Totals Only

Page Two of Nine

163

GRAND TOTALS VIOLATIONS			Max. Penalty
333.74012D3	Controlled Sub, Mfg, Del, Poss, Marijuana <5 Kg	4 ATTEMPTS	
333.74022A	Contr. Sub. - Mfg, Del, Poss Counterfeit-Narc/Meth	10 ATTEMPTS	
333.74022E	Contr. Sub. - Mfg, Del, Poss Analogue	15 ATTEMPTS	
333.74032A1	Controlled Sub - Poss 650g+ Narc. or Cocaine	LIFE ATTEMPTS	
333.74032A2	Controlled Sub - Poss 225-649g Narc. or Cocaine	30 ATTEMPTS	
333.74032A3	Controlled Sub - Poss 50-224g Narc. or Cocaine	20 ATTEMPTS	
333.74032A4	Controlled Sub - Poss 25-49g Narc. or Cocaine	4 ATTEMPTS	
333.74032A5	Controlled Sub - Poss Less 25g Narc. or Cocaine	4 ATTEMPTS	
333.74032B-A	Controlled Sub - Possession/ Analogues	2 ATTEMPTS	
333.74042A	Contr. Sub Use (Narcotic, Cocaine, Methamphetamine)	1 ATTEMPTS	
333.7405D	Contr. Sub - Maintain or Keep Drug House	2 ATTEMPTS	
333.7407A-A	Controlled Sub - Induce Person to Commit Felony	LIFE ATTEMPTS	
333.74071C	Controlled Sub - Obtain by Fraud	4 ATTEMPTS	
333.74101-B	Contr. Sub - Delivery to Minor (Sch 1-3 ex Marij/Cocaine)	14 ATTEMPTS	
335.07	Marijuana, Possession	1 ATTEMPTS	
400.60	Welfare Fraud	4 ATTEMPTS	
400.601-B	Welfare Fraud - Over \$500	4 ATTEMPTS	
400.602-B	Welfare Fraud - Fail to Inform \$500 or More	4 ATTEMPTS	
750.110	Breaking & Entering	10 ATTEMPTS	

TOTAL	.5	1	1.5	2	2.5	3	3.5	4	4.5	5	10	15	20	25	>25	LIFE	AVG
2,129	39	224	253	350	123	246	47	108	19	148	225	77	74	28	22	146	4.8
2,050	33	211	239	333	115	233	44	107	19	148	224	77	73	28	22	144	4.9
79	6	13	14	17	8	13	3	1			1		1			2	2.1
7		2	1	2		1		1									2.0
1				1													2.0
1										1							5.0
1																1	
2								1			1						7.0
1											1						7.5
4			2	1							1						2.7
91	7	18	19	22	10	13		2									1.7
2			2														1.3
1			1														1.3
1			1														1.3
2		1	1														1.1
1						1											2.7
3		2	1														1.1
1						1											3.0
1		1															1.0
1	1																0.3
1				1													2.0
3	2			1													0.8
13	1	1	1	3		3				3	1						3.1
2				2													1.9

NOTE: Be sure to check for related offense codes when examining a particular type of crime. They may or may not be in sequential order or even on the same page.

C2 2000 Total Prisoner Population by Minimum Term Distribution — All Offenses: Female Totals Only

Page Three of Nine

164

GRAND TOTALS VIOLATIONS		
Max. Penalty		
750.110-A	Break & Enter - Unoccup. Bldg. w/Intent	10 ATTEMPTS
750.110-B	Break & Enter Occup Bldg. w/Intent	15 ATTEMPTS
750.110A2	Home Invasion - 1st Degree	20 ATTEMPTS
750.110A3	Home Invasion - 2nd Degree	15 ATTEMPTS
750.117	Bribery of Public Officer	4 ATTEMPTS
750.131A1	Check - No Account	2 ATTEMPTS
750.131A2	Check - 3 Non-Sufficient Funds Within 10 Days	2 ATTEMPTS
750.1313C	Check - Non-Sufficient Funds - \$500 or More	2 ATTEMPTS
750.136B2	Child Abuse, 1st Degree	15 ATTEMPTS
750.136B3	Child Abuse, 2nd Degree	4 ATTEMPTS
750.136B4	Child Abuse, 3rd Degree	2 ATTEMPTS
750.145C2	Child Sexually Abusive Activity	20 ATTEMPTS
750.157A	Conspiracy	5 ATTEMPTS
750.157B2	Solicit to Murder	LIFE ATTEMPTS
750.157N1	Financial Transaction Device - Steal/ Retain w/o Consent	4 ATTEMPTS
750.157P	Financial Transaction Device - Poss w/Intent to Use/Sell	4 ATTEMPTS
750.157Q	Financial Transaction Device - Illegal Sale/Use	4 ATTEMPTS
750.157W	Financial Trans Device - Fraudulent Withdrawals/Transfers	10 ATTEMPTS
750.157W1C1	Financial Trans Device-Fraud Betw \$1K & <\$20K	5 ATTEMPTS

TOTAL	.5	1	1.5	2	2.5	3	3.5	4	4.5	5	10	15	20	25	>25	LIFE	AVG
2,129	39	224	253	350	123	246	47	108	19	148	225	77	74	28	22	146	4.8
2,050	33	211	239	333	115	233	44	107	19	148	224	77	73	28	22	144	4.9
79	6	13	14	17	8	13	3	1			1		1			2	2.1
1					1												2.5
1		1															1.0
16			1	2	2	4	1		1	3	2						4.0
1				1													2.0
32			1	9	5	8	1	4		1	3						3.2
3	1			2													1.3
1		1															0.8
3			2	1													1.5
1		1															1.0
2		1	1														1.1
13			1	1					1	2	7	1					7.1
1							1										3.3
2			1	1													1.7
1						1											2.7
2				1							1						4.2
1																1	
2							1			1							4.1
11		2	4	1		3		1									2.0
1			1														1.3
4				2		1					1						3.0
6		1	1	2		1				1							2.3
1				1													2.0
1					1												2.5

NOTE: Be sure to check for related offense codes when examining a particular type of crime. They may or may not be in sequential order or even on the same page.

C2 2000 Total Prisoner Population by Minimum Term Distribution — All Offenses: Female Totals Only

Page Four of Nine

165

GRAND TOTALS VIOLATIONS		
Max. Penalty		
750.158	Sodomy	15 ATTEMPTS
750.15911	Criminal Enterprise - Conducting	20 ATTEMPTS
750.174-B	Embezzlement - Agent or Trustee Over \$100	10 ATTEMPTS
750.1744A	Embezzlement - Agent or Trustee Betw \$1K and <\$20K	5 ATTEMPTS
750.1744B	Embezzle - Agent or Trustee Betw \$200 & <\$1K, 2nd Off	5 ATTEMPTS
750.1745A	Embezzlement - Agent or Trustee \$20K or More	10 ATTEMPTS
750.181	Embezzlement - Jointly Held Property	10 ATTEMPTS
750.183	Aid Escape of & Rescue Prisoner	7 ATTEMPTS
750.193	Break, Escape or Attempt to Break, Escape Prison	5 ATTEMPTS
750.1952	Escape - From Felony Jail Sentence	4 ATTEMPTS
750.197C	Assault Employee and/or Escape Jail Through Violence	4 ATTEMPTS
750.1972	Escape - Awaiting Trial for Felony	4 ATTEMPTS
750.199A	Absconding or Forfeiting Bond	4 ATTEMPTS
750.213	Extortion	20 ATTEMPTS
750.218	False Pretenses w/Int to Defraud	10 ATTEMPTS
750.218-B	False Pretenses - Over \$100	10 ATTEMPTS
750.2184A	False Pretenses - \$1,000 or More, Less Than \$20,000	5 ATTEMPTS
750.2185A	False Pretenses - \$20K or More	10 ATTEMPTS
750.224D2	Weapon, Chemical Type	2 ATTEMPTS

TOTAL	.5	1	1.5	2	2.5	3	3.5	4	4.5	5	10	15	20	25	>25	LIFE	AVG
2,129	39	224	253	350	123	246	47	108	19	148	225	77	74	28	22	146	4.8
2,050	33	211	239	333	115	233	44	107	19	148	224	77	73	28	22	144	4.9
79	6	13	14	17	8	13	3	1			1		1			2	2.1
1				1													2.0
2				1						1							3.5
1				1													2.0
23		3		6	1	5		3	1	4							3.0
3			1	1		1											2.1
1			1														1.1
4				2		1				1							2.9
1							1										3.3
1								1									4.0
20	4	6	1	6	1	1	1										1.5
3		1	2														1.2
7	1	2	1	2	1												1.4
2	2																0.3
1						1											2.7
6			2		1	2	1										2.3
1		1															1.0
1											1						7.5
2				1				1									3.0
16		1	2	3	1	1	2	2		3	1						3.1
2			1			1											2.1
2				1	1												2.2
1				1													2.0
1			1														1.5

NOTE: Be sure to check for related offense codes when examining a particular type of crime. They may or may not be in sequential order or even on the same page.

C2 2000 Total Prisoner Population by Minimum Term Distribution — All Offenses: Female Totals Only

Page Five of Nine

166

GRAND TOTALS VIOLATIONS		
Max. Penalty		
750.224F	Weapon-Firearm, Poss by Felon	5
	ATTEMPTS	
750.226	Carry Weapon W/Unlawful Intent	5
	ATTEMPTS	
750.227	Carrying Concealed Weapons	5
	ATTEMPTS	
750.227B	Felony Firearm	10
	ATTEMPTS	
750.227B-A	Weapons - Felony Firearm	2
	ATTEMPTS	
750.234B	Firearm, Discharge In/At Dwelling	4
	ATTEMPTS	
750.248	Forgery of Records, Other Instruments	14
	ATTEMPTS	
750.249	Uttering & Publishing	14
	ATTEMPTS	
750.250	Forgery of State Warrant	7
	ATTEMPTS	
750.251	Forgery of Bank Bills/Promisory Notes	7
	ATTEMPTS	
750.253	Uttering & Publishing Counterfeit Bills or Notes	5
	ATTEMPTS	
750.316	First Degree Murder	LIFE
	ATTEMPTS	
750.316-A	Murder - 1st Degree - Premeditated	LIFE
	ATTEMPTS	
750.316-B	Murder - Felony	LIFE
	ATTEMPTS	
750.316-C	Murder - Open - Statutory Short Form	LIFE
	ATTEMPTS	
750.317	Second Degree Murder	LIFE
	ATTEMPTS	
750.321	Manslaughter	15
	ATTEMPTS	
750.321-A	Manslaughter - Statutory Short Form	15
	ATTEMPTS	
750.321-C	Manslaughter - Involuntary	15
	ATTEMPTS	

TOTAL	.5	1	1.5	2	2.5	3	3.5	4	4.5	5	10	15	20	25	>25	LIFE	AVG
2,129	39	224	253	350	123	246	47	108	19	148	225	77	74	28	22	146	4.8
2,050	33	211	239	333	115	233	44	107	19	148	224	77	73	28	22	144	4.9
79	6	13	14	17	8	13	3	1			1		1			2	2.1
4	1	1			1					1							2.1
2			2														1.3
6			2	3			1										1.9
1		1															1.0
4				4													2.0
4				4													2.0
1		1															1.0
36		2	3	10	1	4	2	4		3	7						3.5
2						2											3.0
169	2	14	29	39	16	20	6	16	2	15	10						2.7
19	2	2	1	7	3	3	1										1.9
2						1		1									3.5
2						1		1									3.5
2			2														1.3
61												1				60	15.0
2																2	
20						1					1		1			17	10.3
1						1											3.0
15																15	
8										1			1			6	12.5
189				1		2		2		1	31	44	42	19	19	28	18.4
1													1				20.0
28	1	1		1		2		3	1	7	11	1					5.8
27				1	2	6		3		7	8						4.8
23		1	1	4			1	2	1	6	6		1				5.0

NOTE: Be sure to check for related offense codes when examining a particular type of crime. They may or may not be in sequential order or even on the same page.

C2 2000 Total Prisoner Population by Minimum Term Distribution — All Offenses: Female Totals Only

Page Six of Nine

167

GRAND TOTALS VIOLATIONS		
Max. Penalty		
750.321-E	Manslaughter with Motor Vehicle	15 ATTEMPTS
750.329	Death, Firearm without Malice	15 ATTEMPTS
750.338B	Gross Indecency Male and Female - Commit/Procure	5 ATTEMPTS
750.349	Kidnapping	LIFE ATTEMPTS
750.349A	Prisoner Taking a Hostage	LIFE ATTEMPTS
750.350	Kidnapping - Child Enticement	LIFE ATTEMPTS
750.356-A	Larceny - Over \$100	5 ATTEMPTS
750.356A-B	Breaking and Entering - A Vehicle	5 ATTEMPTS
750.356A2C1	Steal Prop. Over \$5	5 ATTEMPTS
750.356C	Breaking and Entering - A Vehicle	5 ATTEMPTS
750.356D	Steal Prop. \$1K - <\$20K	5 ATTEMPTS
750.356D	Retail Fraud - 1st Degree	5 ATTEMPTS
750.356D	Retail Fraud - 2nd Degree	1 ATTEMPTS
750.3563B	Larceny - \$200 Or More But Less Than \$1,000 - 2nd Offense	5 ATTEMPTS
750.357	Larceny from Person	10 ATTEMPTS
750.360	Larceny in Building	4 ATTEMPTS
750.362-A	Larceny - By Conversion Over \$100.00	5 ATTEMPTS
750.362A3A	Failure to Return Rented Property Betw \$1K & <\$20K	5 ATTEMPTS
750.3623A	Larceny - By Conversion Betw \$1K and <\$20K	5 ATTEMPTS
750.377AA	Malicious Destruction of Personal Property Over \$100	4 ATTEMPTS
750.377A1B1	Mal Destr. of Personal Property Betw \$1K & <\$20K	5 ATTEMPTS

TOTAL	.5	1	1.5	2	2.5	3	3.5	4	4.5	5	10	15	20	25	>25	LIFE	AVG
2,129	39	224	253	350	123	246	47	108	19	148	225	77	74	28	22	146	4.8
2,050	33	211	239	333	115	233	44	107	19	148	224	77	73	28	22	144	4.9
79	6	13	14	17	8	13	3	1			1		1			2	2.1
4											4						7.8
3										1	2						7.0
1			1														1.5
5											1		1		1	2	22.3
1					1												2.5
1												1					14.5
1						1											3.0
6			3	1	1	1											1.9
1			1														1.3
2			1		1												2.0
1				1													2.0
133	6	36	32	29	6	20	1	1			2						1.7
2			1	1													1.7
1			1														1.2
2			1			1											2.1
40	1	4	2	9	3	11		9		1							2.6
4			1			2		1									2.8
36	1	3	6	11	5	8				1	1						2.1
1		1															1.0
1			1														1.1
1						1											3.0
1			1														1.5
1					1												2.5
1			1														1.5

NOTE: Be sure to check for related offense codes when examining a particular type of crime. They may or may not be in sequential order or even on the same page.

C2 2000 Total Prisoner Population by Minimum Term Distribution — All Offenses: Female Totals Only

Page Seven of Nine

168

GRAND TOTALS VIOLATIONS		
Max. Penalty		
750.411A1B	False Report of a Felony	4
	ATTEMPTS	
750.411I	Stalking, Aggravated	5
	ATTEMPTS	
750.413	Unlawfully Driving Away an Automobile	5
	ATTEMPTS	
750.414	Unlawful Use Auto w/o Intent to Steal	2
	ATTEMPTS	
750.422	Perjury, Court Proceeding	15
	ATTEMPTS	
750.451	Prostitution	2
	ATTEMPTS	
750.451-B	Prostitution - 3rd Offense	2
	ATTEMPTS	
750.455	Prostitution/Pandering	20
	ATTEMPTS	
750.479-B	Police Officer - Resist & Obstruct	2
	ATTEMPTS	
750.479A3	Police Officer - Fleeing 3rd Degree	5
	ATTEMPTS	
750.479A5	Police Officer - Fleeing (Penal Code) 15 Death Resulting	15
	ATTEMPTS	
750.505-A	Obstruction of Justice	5
	ATTEMPTS	
750.505-B	Accessory After the Fact to Felony	5
	ATTEMPTS	
750.520B	CSC - 1st Degree Multiple Variables	LIFE
	ATTEMPTS	
750.520B1A	CSC - 1st Degree - Person Under 13	LIFE
	ATTEMPTS	
750.520B1B	CSC - 1st Degree - Relationship	LIFE
	ATTEMPTS	
750.520B1D	CSC - 1st Degree - Accomplices	LIFE
	ATTEMPTS	
750.520C	CSC, 2nd Degree Multiple Variables	15
	ATTEMPTS	
750.520C1A	CSC - 2nd Degree - Person Under 13	15
	ATTEMPTS	

TOTAL	.5	1	1.5	2	2.5	3	3.5	4	4.5	5	10	15	20	25	>25	LIFE	AVG
2,129	39	224	253	350	123	246	47	108	19	148	225	77	74	28	22	146	4.8
2,050	33	211	239	333	115	233	44	107	19	148	224	77	73	28	22	144	4.9
79	6	13	14	17	8	13	3	1			1		1			2	2.1
2			2														1.5
3					1	2											2.8
10		3	2	2	1	2											1.8
5		1	4														1.2
3		1								1	1						4.2
2		2															0.8
6		2	4														1.2
1						1											3.0
6	1	3	2														0.9
4			1	1	2												2.0
1						1											3.0
1				1													2.0
5			1		1	1	1			1							2.9
22						1					4	1	9	3	1	3	17.9
1											1						6.0
16										2	7	2	3	2			13.0
2				1							1						5.0
5							1	1			2	1					7.9
6				1		2		1			2						4.6
23			1	3	1	4	2	2		6	3		1				4.9

NOTE: Be sure to check for related offense codes when examining a particular type of crime. They may or may not be in sequential order or even on the same page.

C2 2000 Total Prisoner Population by Minimum Term Distribution — All Offenses: Female Totals Only

Page Eight of Nine

169

GRAND TOTALS VIOLATIONS			Max. Penalty
750.520C1B	CSC - 2nd Degree - Relationship	15 ATTEMPTS	
750.520C1C	CSC - 2nd Degree - During Felony	15 ATTEMPTS	
750.520D	CSC, 3rd Degree Multiple Variables	15 ATTEMPTS	
750.520D1A	CSC - 3rd Degree - Person 13 Through 15	15 ATTEMPTS	
750.520G1	CSC - Assault w/Intent to Commit Sexual Penetration	10 ATTEMPTS	
750.520G2	CSC - Assault w/Intent to Commit CSC, 2nd Degree	5 ATTEMPTS	
750.529	Robbery Armed	LIFE ATTEMPTS	
750.529A	Car Jacking	LIFE ATTEMPTS	
750.530	Robbery Unarmed	15 ATTEMPTS	
750.531	Robbery, Bank/Safe/Vault	LIFE ATTEMPTS	
750.531-A	Bank Robbery	LIFE ATTEMPTS	
750.535	Stolen Property - Receiving and Concealing	10 ATTEMPTS	
750.535-A	Stolen Property - Receiving & Concealing Over \$100	5 ATTEMPTS	
750.5352A	Stolen Property - Rec & Conc \$20K+	10 ATTEMPTS	
750.5353A	Stolen Property - Rec & Conc Betw \$1K & <\$20K	5 ATTEMPTS	
750.72	Burning Dwelling House	20 ATTEMPTS	
750.72-A	Arson - Dwelling House	20 ATTEMPTS	
750.73	Arson - Real Property	10 ATTEMPTS	
750.74B	Arson - Personal Property Over \$50	4 ATTEMPTS	

TOTAL	.5	1	1.5	2	2.5	3	3.5	4	4.5	5	10	15	20	25	>25	LIFE	AVG
2,129	39	224	253	350	123	246	47	108	19	148	225	77	74	28	22	146	4.8
2,050	33	211	239	333	115	233	44	107	19	148	224	77	73	28	22	144	4.9
79	6	13	14	17	8	13	3	1			1		1			2	2.1
5				1		3		1									3.0
1						1											3.0
6		1				1	1	1		1	1						3.7
1					1												2.5
12	1	1	2			3				1	4						3.5
1				1													2.0
3		1	2														1.3
1			1														1.5
108		2	1	5	10	7	6	10	3	12	35	8	3			6	6.2
18		1	2	1	3	5	1	3	1	1							2.9
1		1															1.0
48		2	2	12	3	8	3	5	1	6	6						3.5
1					1												2.5
2											1			1			16.5
7				1		2		2	1		1						3.7
1		1															1.0
18		2	1	10		2	1			2							2.3
1		1															1.0
1				1													2.0
5			2	1		1		1									2.4
1		1															1.0
6		1						1		1	2	1					6.5
12		1		1	2	4			1	1	1	1					4.1
4			1			1				1	1						3.9
1			1														1.3

NOTE: Be sure to check for related offense codes when examining a particular type of crime. They may or may not be in sequential order or even on the same page.

C2 2000 Total Prisoner Population by Minimum Term Distribution — All Offenses: Female Totals Only

Page Nine of Nine

170

GRAND TOTALS VIOLATIONS		
Max. Penalty		
750.77	Arson - Preparing to Burn	10 ATTEMPTS
750.771D1	Arson - Prepare to Burn Prop \$20K+	10 ATTEMPTS
750.814	Domestic Violence 3rd Offense	2 ATTEMPTS
750.82	Felonious Assault	4 ATTEMPTS
750.83	Asslt W/Int to Commit Murder	LIFE ATTEMPTS
750.84	Asslt W/Int Gr Bod Hrm Less Murder	10
750.88	Asslt W/Intent to Rob & Steal Unarmed	15
750.89	Asslt W/Intent to Rob & Steal Armed	LIFE
750.91	Attempt to Murder	LIFE
752.794B	Computers, Fraudulent Access > \$100	10
769.11	Habitual Offender Third Felony	LIFE

TOTAL	.5	1	1.5	2	2.5	3	3.5	4	4.5	5	10	15	20	25	>25	LIFE	AVG
2,129	39	224	253	350	123	246	47	108	19	148	225	77	74	28	22	146	4.8
2,050	33	211	239	333	115	233	44	107	19	148	224	77	73	28	22	144	4.9
79	6	13	14	17	8	13	3	1			1		1			2	2.1
1	1																0.5
1											1						6.0
1				1													2.0
56	2	8	18	15	6	4				2	1						1.8
7	1	2	4														1.1
30			1	1			1			2	11	9	2	2	1		11.4
51		2	3	12	2	13	3	2	1	10	3						3.2
2				1	1												2.2
6			1	2				2			1						3.4
17				1	2	2		2	2	2	2	3		1			6.9
6					1			1			4						6.1
1		1															1.0
1			1														1.5

NOTES: Be sure to check for related offense codes when examining a particular type of crime. They may or may not be in sequential order or even on the same page.

Total Prisoner Population includes prisoners in institutions, camps, the SAI - Prison program and Community Residential Programs.

Largest minimum term is reported.

When minimum terms exceed maximum penalties, that may be due to anomalies in criminal justice practices, habitualized offenses, database errors, etc.

Each minimum term category is rounded up from the preceding category (for example, the ten-year category includes all minimums longer than five years up to exactly ten years). Minimum term averages are based on raw data (with life sentences excluded from the calculations).

SOURCE: Corrections Management Information System (CMIS).

C3a Age Breakdown of Total Prisoner Population by Location as of December 2000

Page One of Three

171

INSTITUTION	< 20	20-24	25-29	30-34	35-39	40-44	45-49	50-54	55-59	60-64	65-69	70-74	75-79	80+	MED AGE	AVG AGE	COUNT
Alger Max Corr Fac	5	118	122	111	79	54	24	15	3	2	1				31	31.9	534
Percentages	0.9	22.1	22.8	20.8	14.8	10.1	4.5	2.8	0.6	0.4	0.2						
Baraga Max Corr Fac	16	178	197	163	137	71	42	20	7	4					30	31.7	835
Percentages	1.9	21.3	23.6	19.5	16.4	8.5	5.0	2.4	0.8	0.5							
Boyer Road Corr Fac	15	71	142	185	174	154	112	64	23	10	4	5			36	37.1	959
Percentages	1.6	7.4	14.8	19.3	18.1	16.1	11.7	6.7	2.4	1.0	0.4	0.5					
Carson City Corr Fac	19	208	244	229	183	170	109	52	22	11	1	3	3		33	34.3	1,254
Percentages	1.5	16.6	19.5	18.3	14.6	13.6	8.7	4.1	1.8	0.9	0.1	0.2	0.2				
Charles Egeler Corr Fac	1	65	96	153	163	146	141	109	53	33	19	15	10	5	41	41.6	1,009
Percentages	0.1	6.4	9.5	15.2	16.2	14.5	14.0	10.8	5.3	3.3	1.9	1.5	1.0	0.5			
Chippewa Corr Facility	18	270	248	230	182	131	71	34	9	5	3				31	32.2	1,201
Percentages	1.5	22.5	20.6	19.2	15.2	10.9	5.9	2.8	0.7	0.4	0.2						
Cooper St. Corr Facility	12	100	175	244	239	211	95	53	27	12	7	4	2		36	36.4	1,181
Percentages	1.0	8.5	14.8	20.7	20.2	17.9	8.0	4.5	2.3	1.0	0.6	0.3	0.2				
Deerfield Corr Fac	28	125	135	117	158	151	112	60	35	18	9	2	4	1	37	37.1	955
Percentages	2.9	13.1	14.1	12.3	16.5	15.8	11.7	6.3	3.7	1.9	0.9	0.2	0.4	0.1			
Earnest C. Brooks Corr	15	172	218	225	222	163	113	72	31	10	6	3			34	35.4	1,250
Percentages	1.2	13.8	17.4	18.0	17.8	13.0	9.0	5.8	2.5	0.8	0.5	0.2					
Female Camps	5	25	55	62	65	67	50	11	6	3					37	36.7	349
Percentages	1.4	7.2	15.8	17.8	18.6	19.2	14.3	3.2	1.7	0.9							
Female Elec. Monitoring	3	9	15	26	25	33	12	8	2						38	36.8	133
Percentages	2.3	6.8	11.3	19.5	18.8	24.8	9.0	6.0	1.5								
Female Residential Ctrs	1	3	9	9	9	13	4	2	1						36	36.0	51
Percentages	2.0	5.9	17.6	17.6	17.6	25.5	7.8	3.9	2.0								
Florence Crane Corr Fac	20	89	107	102	116	125	81	42	23	10	7	5	7	1	37	37.3	735
Percentages	2.7	12.1	14.6	13.9	15.8	17.0	11.0	5.7	3.1	1.4	1.0	0.7	1.0	0.1			
G. Robert Cotton Corr	27	225	217	260	248	254	173	130	67	30	23	11	8	3	37	37.7	1,676
Percentages	1.6	13.4	12.9	15.5	14.8	15.2	10.3	7.8	4.0	1.8	1.4	0.7	0.5	0.2			
Gus Harrison Corr Fac	5	83	138	222	197	211	143	68	34	16	8	1		1	38	37.9	1,127
Percentages	0.4	7.4	12.2	19.7	17.5	18.7	12.7	6.0	3.0	1.4	0.7	0.1		0.1			
Hiawatha Corr Facility	4	70	147	164	204	155	101	56	29	17	7	1			37	37.5	955
Percentages	0.4	7.3	15.4	17.2	21.4	16.2	10.6	5.9	3.0	1.8	0.7	0.1					
Huron Valley Female Ctr		1	3	3	4	5									36	35.0	16
Percentages		6.3	18.8	18.8	25.0	31.3											
Huron Valley Male Ctr.	4	17	25	26	39	36	28	21	8	11	3	4			40	40.3	222
Percentages	1.8	7.7	11.3	11.7	17.6	16.2	12.6	9.5	3.6	5.0	1.4	1.8					
Huron Valley Men's Corr	2	34	76	83	108	88	48	22	7	4	2	4		1	36	37.1	479
Percentages	0.4	7.1	15.9	17.3	22.5	18.4	10.0	4.6	1.5	0.8	0.4	0.8		0.2			
Ionia Max Corr Fac	1	66	108	106	118	73	52	19	8	11	1				35	35.3	563
Percentages	0.2	11.7	19.2	18.8	21.0	13.0	9.2	3.4	1.4	2.0	0.2						
Kinross Corr Fac	5	86	169	223	220	190	144	87	39	21	9	6	1		37	38.1	1,200
Percentages	0.4	7.2	14.1	18.6	18.3	15.8	12.0	7.3	3.3	1.8	0.8	0.5	0.1				
Lakeland Corr Fac	13	46	82	109	125	107	80	53	40	38	26	20	16	8	40	42.3	763
Percentages	1.7	6.0	10.7	14.3	16.4	14.0	10.5	6.9	5.2	5.0	3.4	2.6	2.1	1.0			

C3a Age Breakdown of Total Prisoner Population by Location as of December 2000

Page Two of Three

172

INSTITUTION	< 20	20-24	25-29	30-34	35-39	40-44	45-49	50-54	55-59	60-64	65-69	70-74	75-79	80+	MED AGE	AVG AGE	COUNT
Macomb Corr Fac	1	98	196	263	208	182	140	86	32	15	9				36	37.1	1,230
Percentages	0.1	8.0	15.9	21.4	16.9	14.8	11.4	7.0	2.6	1.2	0.7						
Male Camps	41	471	595	572	405	301	167	58	14	7	1	1			31	32.4	2,633
Percentages	1.6	17.9	22.6	21.7	15.4	11.4	6.3	2.2	0.5	0.3	0.0	0.0					
Male Elec. Monitoring	19	230	170	153	154	118	75	33	14	5	3				31	32.9	974
Percentages	2.0	23.6	17.5	15.7	15.8	12.1	7.7	3.4	1.4	0.5	0.3						
Male Residential Ctrs	22	138	104	131	117	108	69	24	7	4	1				33	33.7	725
Percentages	3.0	19.0	14.3	18.1	16.1	14.9	9.5	3.3	1.0	0.6	0.1						
Marquette Branch Prison	5	167	217	187	167	144	104	59	32	12	4	3	2		34	35.4	1,103
Percentages	0.5	15.1	19.7	17.0	15.1	13.1	9.4	5.3	2.9	1.1	0.4	0.3	0.2				
Michigan Reformatory	83	647	297	89	67	56	29	9	1						24	25.9	1,278
Percentages	6.5	50.6	23.2	7.0	5.2	4.4	2.3	0.7	0.1								
Michigan Youth Corr	449														18	18.1	449
Percentages	100.0																
Mid-Mich Corr Fac	5	80	150	162	183	147	123	56	25	10	2	3	1	1	37	37.2	948
Percentages	0.5	8.4	15.8	17.1	19.3	15.5	13.0	5.9	2.6	1.1	0.2	0.3	0.1	0.1			
Mound Corr Fac	1	100	204	240	192	142	108	50	12	5	4	2		1	34	35.5	1,061
Percentages	0.1	9.4	19.2	22.6	18.1	13.4	10.2	4.7	1.1	0.5	0.4	0.2		0.1			
Muskegon Corr Fac	4	179	234	250	216	166	129	70	36	11	4	2	1		34	35.5	1,302
Percentages	0.3	13.7	18.0	19.2	16.6	12.7	9.9	5.4	2.8	0.8	0.3	0.2	0.1				
Newberry Corr Fac	22	197	189	156	162	117	54	24	9	3					31	32.4	933
Percentages	2.4	21.1	20.3	16.7	17.4	12.5	5.8	2.6	1.0	0.3							
Oaks Corr Fac	5	142	173	126	117	81	45	20	9	4		1	1		31	32.8	724
Percentages	0.7	19.6	23.9	17.4	16.2	11.2	6.2	2.8	1.2	0.6		0.1	0.1				
Ojibway Corr Fac	14	193	211	198	167	88	46	13	5	2					31	31.6	937
Percentages	1.5	20.6	22.5	21.1	17.8	9.4	4.9	1.4	0.5	0.2							
Parnall Corr Fac	1	62	118	193	231	272	186	127	75	55	23	24	8	2	41	41.9	1,377
Percentages	0.1	4.5	8.6	14.0	16.8	19.8	13.5	9.2	5.4	4.0	1.7	1.7	0.6	0.1			
Parr Highway Corr Fac	2	62	133	187	192	138	109	58	33	18	15	4	3	1	37	38.3	955
Percentages	0.2	6.5	13.9	19.6	20.1	14.5	11.4	6.1	3.5	1.9	1.6	0.4	0.3	0.1			
Pine River Corr Fac	14	123	178	174	176	134	76	38	24	12	1	2			34	35.0	952
Percentages	1.5	12.9	18.7	18.3	18.5	14.1	8.0	4.0	2.5	1.3	0.1	0.2					
Rich. A. Handlon MTU	115	841	310	24	9	7	2	1	1	1					22	23.1	1,311
Percentages	8.8	64.1	23.6	1.8	0.7	0.5	0.2	0.1	0.1	0.1							
Riverside Corr Fac	7	125	125	113	124	102	90	44	13	11	4				35	35.5	758
Percentages	0.9	16.5	16.5	14.9	16.4	13.5	11.9	5.8	1.7	1.5	0.5						
Riverside Reception Ctr	103	87													19	19.2	190
Percentages	54.2	45.8															
Robert Scott Corr Fac	22	81	128	139	173	115	79	40	18	14	4	1	2	2	36	36.3	818
Percentages	2.7	9.9	15.6	17.0	21.1	14.1	9.7	4.9	2.2	1.7	0.5	0.1	0.2	0.2			
Ryan Corr Fac	4	73	167	216	206	154	119	59	26	16	3	4	3		36	37.2	1,050
Percentages	0.4	7.0	15.9	20.6	19.6	14.7	11.3	5.6	2.5	1.5	0.3	0.4	0.3				
St. Louis Corr Fac	11	244	271	237	166	120	61	41	10	8	2	2			30	32.3	1,173
Percentages	0.9	20.8	23.1	20.2	14.2	10.2	5.2	3.5	0.9	0.7	0.2	0.2					

C3a Age Breakdown of Total Prisoner Population by Location as of December 2000

Page Three of Three

INSTITUTION	< 20	20-24	25-29	30-34	35-39	40-44	45-49	50-54	55-59	60-64	65-69	70-74	75-79	80+	MED AGE	AVG AGE	COUNT
Saginaw Corr Fac	5	148	227	248	230	174	119	52	31	14	1	2			34	35.5	1,251
Percentages	0.4	11.8	18.1	19.8	18.4	13.9	9.5	4.2	2.5	1.1	0.1	0.2					
Southern MI Corr Fac	1	37	70	92	124	108	80	66	23	12	2	7	2		39	39.8	624
Percentages	0.2	5.9	11.2	14.7	19.9	17.3	12.8	10.6	3.7	1.9	0.3	1.1	0.3				
SPSM - Central Complex	7	95	115	126	110	114	60	20	4	2	1	1	1		34	34.5	656
Percentages	1.1	14.5	17.5	19.2	16.8	17.4	9.1	3.0	0.6	0.3	0.2	0.2	0.2				
SPSM Reception & Guid		148	97	108	105	97	44	18	9	5	3	1			33	33.7	635
Percentages		23.3	15.3	17.0	16.5	15.3	6.9	2.8	1.4	0.8	0.5	0.2					
Standish Max Corr Fac	7	71	98	99	100	59	28	19	10	2	1				33	33.8	494
Percentages	1.4	14.4	19.8	20.0	20.2	11.9	5.7	3.8	2.0	0.4	0.2						
Straits Corr Facility	5	102	156	179	174	150	94	61	15	13	1	1			35	36.2	951
Percentages	0.5	10.7	16.4	18.8	18.3	15.8	9.9	6.4	1.6	1.4	0.1	0.1					
Thumb Corr Fac	4	59	127	202	173	158	103	68	32	9	7				37	37.6	942
Percentages	0.4	6.3	13.5	21.4	18.4	16.8	10.9	7.2	3.4	1.0	0.7						
West Shoreline Corr Fac	22	113	120	126	155	154	113	76	34	17	14	7	3	2	38	38.1	956
Percentages	2.3	11.8	12.6	13.2	16.2	16.1	11.8	7.9	3.6	1.8	1.5	0.7	0.3	0.2			
Western Wayne Corr	4	78	117	140	172	126	68	29	13	5	1	1	1		36	35.9	755
Percentages	0.5	10.3	15.5	18.5	22.8	16.7	9.0	3.8	1.7	0.7	0.1	0.1	0.1				
Total	1,224	7,252	8,025	8,182	7,790	6,440	4,255	2,317	1,041	558	247	153	79	29	34	35.1	47,718*

SOURCE: Corrections Management Information System (CMIS).

*Total unreported = 126 (excluded from % calculations).

C3b Age Breakdown of White Prisoner Population by Location as of December 2000

Page One of Three

174

INSTITUTION	< 20	20-24	25-29	30-34	35-39	40-44	45-49	50-54	55-59	60-64	65-69	70-74	75-79	80+	MED AGE	AVG AGE	COUNT
Alger Max Corr Fac	2	33	24	16	12	12	6	6	1	1	1				29	32.1	114
Percentages	1.8	28.9	21.1	14.0	10.5	10.5	5.3	5.3	0.9	0.9	0.9						
Baraga Max Corr Fac	4	58	42	26	28	18	9	6	4	2					29	31.5	197
Percentages	2.0	29.4	21.3	13.2	14.2	9.1	4.6	3.0	2.0	1.0							
Boyer Road Corr Fac	5	32	50	59	80	76	49	35	11	9	2	3			38	38.5	411
Percentages	1.2	7.8	12.2	14.4	19.5	18.5	11.9	8.5	2.7	2.2	0.5	0.7					
Carson City Corr Fac	7	72	75	75	78	72	45	30	11	6	1	2	2		35	35.9	476
Percentages	1.5	15.1	15.8	15.8	16.4	15.1	9.5	6.3	2.3	1.3	0.2	0.4	0.4				
Charles Egeler Corr Fac	1	28	44	54	76	57	60	43	28	16	11	14	9	3	41	43.0	444
Percentages	0.2	6.3	9.9	12.2	17.1	12.8	13.5	9.7	6.3	3.6	2.5	3.2	2.0	0.7			
Chippewa Corr Facility	11	110	92	77	65	54	32	16	6	4	2				30	32.6	469
Percentages	2.3	23.5	19.6	16.4	13.9	11.5	6.8	3.4	1.3	0.9	0.4						
Cooper St. Corr Facility	7	45	53	100	103	93	44	25	10	10	5	2	2		37	37.5	499
Percentages	1.4	9.0	10.6	20.0	20.6	18.6	8.8	5.0	2.0	2.0	1.0	0.4	0.4				
Deerfield Corr Fac	8	60	58	48	89	84	60	31	20	13	7	1	2		38	38.4	481
Percentages	1.7	12.5	12.1	10.0	18.5	17.5	12.5	6.4	4.2	2.7	1.5	0.2	0.4				
Earnest C. Brooks Corr	5	53	71	79	83	67	44	27	20	7	4	2			36	36.9	462
Percentages	1.1	11.5	15.4	17.1	18.0	14.5	9.5	5.8	4.3	1.5	0.9	0.4					
Female Camps	2	14	22	23	27	30	14	2	1	1					37	35.6	136
Percentages	1.5	10.3	16.2	16.9	19.9	22.1	10.3	1.5	0.7	0.7							
Female Elec. Monitoring	2	5	8	13	17	19	8	7	1						39	37.6	80
Percentages	2.5	6.3	10.0	16.3	21.3	23.8	10.0	8.8	1.3								
Female Residential Ctrs	1	3	4	6	6	3	2								34	33.1	25
Percentages	4.0	12.0	16.0	24.0	24.0	12.0	8.0										
Florence Crane Corr Fac	11	42	41	44	66	72	44	18	15	5	5	4	3	1	38	38.4	371
Percentages	3.0	11.3	11.1	11.9	17.8	19.4	11.9	4.9	4.0	1.3	1.3	1.1	0.8	0.3			
G. Robert Cotton Corr	14	87	85	104	109	108	62	57	38	20	20	8	4	2	37	39.0	718
Percentages	1.9	12.1	11.8	14.5	15.2	15.0	8.6	7.9	5.3	2.8	2.8	1.1	0.6	0.3			
Gus Harrison Corr Fac	2	38	55	89	93	102	58	24	19	11	3			1	38	38.3	495
Percentages	0.4	7.7	11.1	18.0	18.8	20.6	11.7	4.8	3.8	2.2	0.6			0.2			
Hiawatha Corr Facility	1	33	73	88	118	94	54	43	25	14	5	1			38	38.8	549
Percentages	0.2	6.0	13.3	16.0	21.5	17.1	9.8	7.8	4.6	2.6	0.9	0.2					
Huron Valley Female Ctr.			2	1	2	3									37	35.9	8
Percentages			25.0	12.5	25.0	37.5											
Huron Valley Male Ctr.	3	8	13	12	13	17	9	11	6	8	1	4			40	41.5	105
Percentages	2.9	7.6	12.4	11.4	12.4	16.2	8.6	10.5	5.7	7.6	1.0	3.8					
Huron Valley Men's Corr	2	13	29	28	42	37	13	8	6	3	2	1		1	37	37.7	185
Percentages	1.1	7.0	15.7	15.1	22.7	20.0	7.0	4.3	3.2	1.6	1.1	0.5		0.5			
Ionia Max Corr Fac		25	35	25	33	25	18	9	4	6					36	36.1	180
Percentages		13.9	19.4	13.9	18.3	13.9	10.0	5.0	2.2	3.3							
Kinross Corr Fac	1	50	80	108	122	115	78	55	26	17	5	5	1		38	39.2	663
Percentages	0.2	7.5	12.1	16.3	18.4	17.3	11.8	8.3	3.9	2.6	0.8	0.8	0.2				
Lakeland Corr Fac	5	19	29	50	59	51	38	24	22	24	19	18	9	7	42	45.0	374
Percentages	1.3	5.1	7.8	13.4	15.8	13.6	10.2	6.4	5.9	6.4	5.1	4.8	2.4	1.9			

C3b Age Breakdown of White Prisoner Population by Location as of December 2000

Page Two of Three

175

INSTITUTION	< 20	20-24	25-29	30-34	35-39	40-44	45-49	50-54	55-59	60-64	65-69	70-74	75-79	80+	MED AGE	AVG AGE	COUNT
Macomb Corr Fac Percentages		31 7.8	55 13.9	77 19.4	75 18.9	66 16.6	36 9.1	29 7.3	15 3.8	8 2.0	5 1.3				37	38.0	397
Male Camps Percentages	22 2.3	165 17.1	175 18.1	206 21.3	168 17.4	135 14.0	63 6.5	20 2.1	7 0.7	4 0.4	1 0.1	1 0.1			33	33.1	967
Male Elec. Monitoring Percentages	12 2.1	130 22.7	86 15.0	80 14.0	107 18.7	80 14.0	48 8.4	14 2.4	8 1.4	5 0.9	3 0.5				33	33.7	573
Male Residential Ctrs Percentages	12 3.4	55 15.4	49 13.7	61 17.0	65 18.2	60 16.8	43 12.0	10 2.8	1 0.3	2 0.6					35	34.4	358
Marquette Branch Prison Percentages	1 0.2	61 13.5	74 16.3	68 15.0	59 13.0	66 14.6	47 10.4	38 8.4	24 5.3	10 2.2	2 0.4	2 0.4	1 0.2		36	37.5	453
Michigan Reformatory Percentages	41 9.9	207 49.8	81 19.5	21 5.0	29 7.0	22 5.3	11 2.6	4 1.0							23	26.0	416
Michigan Youth Corr Percentages	164 100.0														18	18.1	164
Mid-Mich Corr Fac Percentages	3 0.6	39 7.7	76 15.0	57 11.2	113 22.3	78 15.4	67 13.2	38 7.5	21 4.1	8 1.6	2 0.4	3 0.6	1 0.2	1 0.2	38	38.6	507
Mound Corr Fac Percentages		26 10.5	43 17.3	54 21.8	50 20.2	33 13.3	20 8.1	11 4.4	5 2.0	3 1.2	2 0.8	1 0.4			35	35.7	248
Muskegon Corr Fac Percentages	1 0.2	71 14.5	66 13.4	81 16.5	90 18.3	70 14.3	47 9.6	34 6.9	17 3.5	8 1.6	4 0.8	1 0.2	1 0.2		36	36.8	491
Newberry Corr Fac Percentages	7 2.4	72 24.6	45 15.4	45 15.4	58 19.8	38 13.0	13 4.4	9 3.1	3 1.0	3 1.0					32	32.6	293
Oaks Corr Fac Percentages	3 1.0	58 19.9	72 24.7	46 15.8	47 16.2	30 10.3	15 5.2	10 3.4	6 2.1	3 1.0		1 0.3			31	32.9	291
Ojibway Corr Fac Percentages	7 2.3	77 24.8	69 22.3	51 16.5	57 18.4	21 6.8	17 5.5	7 2.3	2 0.6	2 0.6					30	31.2	310
Parnall Corr Fac Percentages		33 4.3	43 5.6	97 12.6	137 17.8	152 19.7	95 12.3	76 9.9	46 6.0	45 5.8	19 2.5	21 2.7	5 0.6	2 0.3	42	43.6	771
Parr Highway Corr Fac Percentages	1 0.2	31 6.2	52 10.4	85 17.0	101 20.2	82 16.4	60 12.0	32 6.4	23 4.6	13 2.6	13 2.6	3 0.6	3 0.6	1 0.2	39	39.9	500
Pine River Corr Fac Percentages	6 1.4	53 12.4	66 15.5	69 16.2	84 19.7	64 15.0	34 8.0	24 5.6	15 3.5	9 2.1		2 0.5			35	36.2	426
Rich. A. Handlon MTU Percentages	65 11.2	365 63.0	121 20.9	11 1.9	7 1.2	5 0.9	2 0.3	1 0.2	1 0.2	1 0.2					22	23.1	579
Riverside Corr Fac Percentages	4 1.3	47 14.8	55 17.4	40 12.6	47 14.8	46 14.5	40 12.6	23 7.3	6 1.9	6 1.9	3 0.9				36	36.3	317
Riverside Reception Ctr Percentages	45 57.7	33 42.3													19	19.1	78
Robert Scott Corr Fac Percentages	12 3.8	25 7.9	42 13.3	43 13.6	76 24.1	54 17.1	28 8.9	13 4.1	11 3.5	8 2.5	2 0.6		2 0.6		37	37.2	316
Ryan Corr Fac Percentages		21 9.1	37 15.9	40 17.2	40 17.2	48 20.7	17 7.3	14 6.0	9 3.9	3 1.3	2 0.9	1 0.4			37	37.4	232
St. Louis Corr Fac Percentages	2 0.5	77 19.8	77 19.8	71 18.3	53 13.6	55 14.1	22 5.7	18 4.6	5 1.3	6 1.5	1 0.3	2 0.5			32	33.8	389

C3b Age Breakdown of White Prisoner Population by Location as of December 2000

Page Three of Three

INSTITUTION	< 20	20-24	25-29	30-34	35-39	40-44	45-49	50-54	55-59	60-64	65-69	70-74	75-79	80+	MED AGE	AVG AGE	COUNT
Saginaw Corr Fac Percentages	4 0.8	64 12.6	66 13.0	95 18.7	87 17.1	83 16.3	53 10.4	28 5.5	13 2.6	13 2.6	1 0.2	2 0.4			36	36.8	509
Southern MI Corr Fac Percentages		15 6.6	26 11.4	34 14.9	38 16.7	32 14.0	30 13.2	23 10.1	12 5.3	9 3.9	2 0.9	6 2.6	1 0.4		40	41.3	228
SPSM - Central Complex Percentages	2 0.9	32 14.8	40 18.5	36 16.7	38 17.6	38 17.6	21 9.7	5 2.3		1 0.5	1 0.5	1 0.5	1 0.5		34	34.7	216
SPSM Reception & Guid Percentages		62 20.4	39 12.8	53 17.4	58 19.1	47 15.5	30 9.9	7 2.3	2 0.7	3 1.0	2 0.7	1 0.3			34	34.6	304
Standish Max Corr Fac Percentages	5 2.4	30 14.2	42 19.9	36 17.1	44 20.9	23 10.9	11 5.2	9 4.3	8 3.8	2 0.9	1 0.5				33	34.3	211
Straits Corr Facility Percentages	5 1.0	55 11.4	67 13.9	93 19.3	90 18.7	71 14.8	45 9.4	33 6.9	11 2.3	9 1.9	1 0.2	1 0.2			36	36.6	481
Thumb Corr Fac Percentages	2 0.5	29 7.6	34 8.9	71 18.6	72 18.9	71 18.6	45 11.8	28 7.3	20 5.2	6 1.6	3 0.8				38	38.8	381
West Shoreline Corr Fac Percentages	18 2.9	63 10.3	74 12.1	72 11.7	99 16.2	100 16.3	74 12.1	53 8.6	27 4.4	12 2.0	11 1.8	5 0.8	3 0.5	2 0.3	39	38.9	613
Western Wayne Corr Percentages	2 0.5	41 11.3	54 14.8	65 17.9	91 25.0	58 15.9	30 8.2	9 2.5	6 1.6	5 1.4	1 0.3	1 0.3	1 0.3		36	35.7	364
Total	540	2,896	2,811	2,983	3,401	2,937	1,811	1,097	598	384	175	120	51	21	36	36.3	19,825

SOURCE: Corrections Management Information System (CMIS).

C3c Age Breakdown of Non-White Prisoner Population by Location as of December 2000

Page One of Three

177

INSTITUTION	< 20	20-24	25-29	30-34	35-39	40-44	45-49	50-54	55-59	60-64	65-69	70-74	75-79	80+	MED AGE	AVG AGE	COUNT
Alger Max Corr Fac	3	85	98	95	67	42	18	9	2	1					31	31.8	420
Percentages	0.7	20.2	23.3	22.6	16.0	10.0	4.3	2.1	0.5	0.2							
Baraga Max Corr Fac	12	120	155	137	109	53	33	14	3	2					31	31.7	638
Percentages	1.9	18.8	24.3	21.5	17.1	8.3	5.2	2.2	0.5	0.3							
Boyer Road Corr Fac	10	39	92	126	94	78	63	29	12	1	2	2			35	36.1	548
Percentages	1.8	7.1	16.8	23.0	17.2	14.2	11.5	5.3	2.2	0.2	0.4	0.4					
Carson City Corr Fac	12	136	169	154	105	98	64	22	11	5		1	1		32	33.3	778
Percentages	1.5	17.5	21.7	19.8	13.5	12.6	8.2	2.8	1.4	0.6		0.1	0.1				
Charles Egeler Corr Fac		37	52	99	87	89	81	66	25	17	8	1	1	2	40	40.5	565
Percentages		6.5	9.2	17.5	15.4	15.8	14.3	11.7	4.4	3.0	1.4	0.2	0.2	0.4			
Chippewa Corr Facility	7	160	156	153	117	77	39	18	3	1	1				31	31.9	732
Percentages	1.0	21.9	21.3	20.9	16.0	10.5	5.3	2.5	0.4	0.1	0.1						
Cooper St. Corr Facility	5	55	122	144	136	118	51	28	17	2	2	2			35	35.7	682
Percentages	0.7	8.1	17.9	21.1	19.9	17.3	7.5	4.1	2.5	0.3	0.3	0.3					
Deerfield Corr Fac	20	65	77	69	69	67	52	29	15	5	2	1	2	1	35	35.8	474
Percentages	4.2	13.7	16.2	14.6	14.6	14.1	11.0	6.1	3.2	1.1	0.4	0.2	0.4	0.2			
Earnest C. Brooks Corr	10	119	147	146	139	96	69	45	11	3	2	1			33	34.4	788
Percentages	1.3	15.1	18.7	18.5	17.6	12.2	8.8	5.7	1.4	0.4	0.3	0.1					
Female Camps	3	11	33	39	38	37	36	9	5	2					37	37.3	213
Percentages	1.4	5.2	15.5	18.3	17.8	17.4	16.9	4.2	2.3	0.9							
Female Elec. Monitoring	1	4	7	13	8	14	4	1	1						36	35.7	53
Percentages	1.9	7.5	13.2	24.5	15.1	26.4	7.5	1.9	1.9								
Female Residential Ctrs			5	3	3	10	2	2	1						41	38.9	26
Percentages			19.2	11.5	11.5	38.5	7.7	7.7	3.8								
Florence Crane Corr Fac	9	47	66	58	50	53	37	24	8	5	2	1	4		35	36.3	364
Percentages	2.5	12.9	18.1	15.9	13.7	14.6	10.2	6.6	2.2	1.4	0.5	0.3	1.1				
G. Robert Cotton Corr	13	138	132	156	139	146	111	73	29	10	3	3	4	1	36	36.7	958
Percentages	1.4	14.4	13.8	16.3	14.5	15.2	11.6	7.6	3.0	1.0	0.3	0.3	0.4	0.1			
Gus Harrison Corr Fac	3	45	83	133	104	109	85	44	15	5	5	1			37	37.6	632
Percentages	0.5	7.1	13.1	21.0	16.5	17.2	13.4	7.0	2.4	0.8	0.8	0.2					
Hiawatha Corr Facility	3	37	74	76	86	61	47	13	4	3	2				36	35.8	406
Percentages	0.7	9.1	18.2	18.7	21.2	15.0	11.6	3.2	1.0	0.7	0.5						
Huron Valley Female Ctr.		1	1	2	2	2									35	34.1	8
Percentages		12.5	12.5	25.0	25.0	25.0											
Huron Valley Male Ctr.	1	9	12	14	26	19	19	10	2	3	2				39	39.3	117
Percentages	0.9	7.7	10.3	12.0	22.2	16.2	16.2	8.5	1.7	2.6	1.7						
Huron Valley Men's Corr		21	47	55	66	51	35	14	1	1		3			36	36.7	294
Percentages		7.1	16.0	18.7	22.4	17.3	11.9	4.8	0.3	0.3		1.0					
Ionia Max Corr Fac	1	41	73	81	85	48	34	10	4	5	1				34	34.9	383
Percentages	0.3	10.7	19.1	21.1	22.2	12.5	8.9	2.6	1.0	1.3	0.3						
Kinross Corr Fac	4	36	89	115	98	75	66	32	13	4	4	1			35	36.8	537
Percentages	0.7	6.7	16.6	21.4	18.2	14.0	12.3	6.0	2.4	0.7	0.7	0.2					
Lakeland Corr Fac	8	27	53	59	66	56	42	29	18	14	7	2	7	1	38	39.6	389
Percentages	2.1	6.9	13.6	15.2	17.0	14.4	10.8	7.5	4.6	3.6	1.8	0.5	1.8	0.3			

C3c Age Breakdown of Non-White Prisoner Population by Location as of December 2000

Page Two of Three

178

INSTITUTION	< 20	20-24	25-29	30-34	35-39	40-44	45-49	50-54	55-59	60-64	65-69	70-74	75-79	80+	MED AGE	AVG AGE	COUNT
Macomb Corr Fac	1	67	141	186	133	116	104	57	17	7	4				35	36.7	833
Percentages	0.1	8.0	16.9	22.3	16.0	13.9	12.5	6.8	2.0	0.8	0.5						
Male Camps	19	306	420	366	237	166	104	38	7	3					31	32.1	1,666
Percentages	1.1	18.4	25.2	22.0	14.2	10.0	6.2	2.3	0.4	0.2							
Male Elec. Monitoring	7	100	84	73	47	38	27	19	6						30	32.0	401
Percentages	1.7	24.9	20.9	18.2	11.7	9.5	6.7	4.7	1.5								
Male Residential Ctrs	10	83	55	70	52	48	26	14	6	2	1				32	33.1	367
Percentages	2.7	22.6	15.0	19.1	14.2	13.1	7.1	3.8	1.6	0.5	0.3						
Marquette Branch Prison	4	106	143	119	108	78	57	21	8	2	2	1	1		33	33.9	650
Percentages	0.6	16.3	22.0	18.3	16.6	12.0	8.8	3.2	1.2	0.3	0.3	0.2	0.2				
Michigan Reformatory	42	440	216	68	38	34	18	5	1						24	25.8	862
Percentages	4.9	51.0	25.1	7.9	4.4	3.9	2.1	0.6	0.1								
Michigan Youth Corr	285														18	18.0	285
Percentages	100.0																
Mid-Mich Corr Fac	2	41	74	105	70	69	56	18	4	2					34	35.6	441
Percentages	0.5	9.3	16.8	23.8	15.9	15.6	12.7	4.1	0.9	0.5							
Mound Corr Fac	1	74	161	186	142	109	88	39	7	2	2	1		1	34	35.4	813
Percentages	0.1	9.1	19.8	22.9	17.5	13.4	10.8	4.8	0.9	0.2	0.2	0.1		0.1			
Muskegon Corr Fac	3	108	168	169	126	96	82	36	19	3		1			33	34.7	811
Percentages	0.4	13.3	20.7	20.8	15.5	11.8	10.1	4.4	2.3	0.4		0.1					
Newberry Corr Fac	15	125	144	111	104	79	41	15	6						31	32.3	640
Percentages	2.3	19.5	22.5	17.3	16.3	12.3	6.4	2.3	0.9								
Oaks Corr Fac	2	84	101	80	70	51	30	10	3	1			1		31	32.7	433
Percentages	0.5	19.4	23.3	18.5	16.2	11.8	6.9	2.3	0.7	0.2			0.2				
Ojibway Corr Fac	7	116	142	147	110	67	29	6	3						31	31.8	627
Percentages	1.1	18.5	22.6	23.4	17.5	10.7	4.6	1.0	0.5								
Parnall Corr Fac	1	29	75	96	94	120	91	51	29	10	4	3	3		40	39.8	606
Percentages	0.2	4.8	12.4	15.8	15.5	19.8	15.0	8.4	4.8	1.7	0.7	0.5	0.5				
Parr Highway Corr Fac	1	31	81	102	91	56	49	26	10	5	2	1			35	36.6	455
Percentages	0.2	6.8	17.8	22.4	20.0	12.3	10.8	5.7	2.2	1.1	0.4	0.2					
Pine River Corr Fac	8	70	112	105	92	70	42	14	9	3	1				33	34.1	526
Percentages	1.5	13.3	21.3	20.0	17.5	13.3	8.0	2.7	1.7	0.6	0.2						
Rich. A. Handlon MTU	50	476	189	13	2	2									23	23.0	732
Percentages	6.8	65.0	25.8	1.8	0.3	0.3											
Riverside Corr Fac	3	78	70	73	77	56	50	21	7	5	1				34	34.9	441
Percentages	0.7	17.7	15.9	16.6	17.5	12.7	11.3	4.8	1.6	1.1	0.2						
Riverside Reception Ctr	58	54													19	19.3	112
Percentages	51.8	48.2															
Robert Scott Corr Fac	10	56	86	96	97	61	51	27	7	6	2	1		2	35	35.7	502
Percentages	2.0	11.2	17.1	19.1	19.3	12.2	10.2	5.4	1.4	1.2	0.4	0.2		0.4			
Ryan Corr Fac	4	52	130	176	166	106	102	45	17	13	1	3	3		36	37.2	818
Percentages	0.5	6.4	15.9	21.5	20.3	13.0	12.5	5.5	2.1	1.6	0.1	0.4	0.4				
St. Louis Corr Fac	9	167	194	166	113	65	39	23	5	2	1				30	31.5	784
Percentages	1.1	21.3	24.7	21.2	14.4	8.3	5.0	2.9	0.6	0.3	0.1						

C3c Age Breakdown of Non-White Prisoner Population by Location as of December 2000

Page Three of Three

INSTITUTION	< 20	20-24	25-29	30-34	35-39	40-44	45-49	50-54	55-59	60-64	65-69	70-74	75-79	80+	MED AGE	AVG AGE	COUNT
Saginaw Corr Fac Percentages	1 0.1	84 11.3	161 21.7	153 20.6	143 19.3	91 12.3	66 8.9	24 3.2	18 2.4	1 0.1					33	34.6	742
Southern MI Corr Fac Percentages	1 0.3	22 5.6	44 11.1	58 14.6	86 21.7	76 19.2	50 12.6	43 10.9	11 2.8	3 0.8		1 0.3	1 0.3		38	39.0	396
SPSM - Central Complex Percentages	5 1.1	63 14.3	75 17.0	90 20.5	72 16.4	76 17.3	39 8.9	15 3.4	4 0.9	1 0.2					34	34.4	440
SPSM Reception & Guid Percentages		86 26.0	58 17.5	55 16.6	47 14.2	50 15.1	14 4.2	11 3.3	7 2.1	2 0.6	1 0.3				32	32.9	331
Standish Max Corr Fac Percentages	2 0.7	41 14.5	56 19.8	63 22.3	56 19.8	36 12.7	17 6.0	10 3.5	2 0.7						32	33.4	283
Straits Corr Facility Percentages		47 10.0	89 18.9	86 18.3	84 17.9	79 16.8	49 10.4	28 6.0	4 0.9	4 0.9					35	35.8	470
Thumb Corr Fac Percentages	2 0.4	30 5.3	93 16.6	131 23.4	101 18.0	87 15.5	58 10.3	40 7.1	12 2.1	3 0.5	4 0.7				36	36.9	561
West Shoreline Corr Percentages	4 1.2	50 14.6	46 13.4	54 15.7	56 16.3	54 15.7	39 11.4	23 6.7	7 2.0	5 1.5	3 0.9	2 0.6			36	36.6	343
Western Wayne Corr Percentages	2 0.5	37 9.5	63 16.1	75 19.2	81 20.7	68 17.4	38 9.7	20 5.1	7 1.8						36	36.1	391
Total	684	4,356	5,214	5,199	4,389	3,503	2,444	1,220	443	174	72	33	28	8	33	34.2	27,767

SOURCE: Corrections Management Information System (CMIS).

C4 2000 Prisoner Movement Summary: Institutions and Camps Only

INTAKE

New Court Commitment	4,355
Probation Violator (Technical or New Sentence)	3,335
Parole Violator New Sentence	1,166
Escaper New Sentence	66
TOTAL	8,922

EXIT

Movement to Parole	7,173
Release to Court on Writ	4,022
Transfer to Community Residential Programs	2,975
Discharge from Sentence	1,420
Temporarily Housed at a County Jail	66
Death	123
Release to Mental Health Hospital or Criminal Justice Agency	16
Escape	10
TOTAL	15,805

RETURN

Return from Court <i>without</i> Additional Sentence	3,016
Technical Parole Violator Return	3,111
Return from Escape from Community Residential Programs	801
Return from Court <i>with</i> Additional Sentence Imposed	821
Return from County Jail	95
Direct Return from Community Residential Programs	222
Return While on Parole Status	120
Return from Mental Health Hospital or Criminal Justice Agency	10
Return from Escape from Institution, Camp, or non-DOC location	8
TOTAL	8,204

2000 Institution and Camp Population Change = +1,321

(INTAKE - EXIT + RETURN = POPULATION CHANGE)

SOURCE: Corrections Management Information System (CMIS).

NOTE: Includes institution, camp, and SAI-Prison movements.

Only movements affecting the total population count are shown (e.g., excludes movements between institutions, and temporary movements to/from hospitals).

C5 Escapes from Secure DOC Custody

Calendar Years 1996 - 2000

Escapes from secure DOC custody include any and all escapes from:

- CFA institutions and camps.
- CFA custody (i.e., while under CFA control, such as while in transit or hospitalized).
- Special Alternative Incarceration (SAI boot camp for prisoners and probationers).
- Technical Rule Violator (TRV) Centers for CRP & parole violators.

Escapes from Secure DOC Custody
Calendar Years 1996 - 2000

	1996	1997	1998	1999	2000
CFA	21	13	14	0	7
SAI	1	5	1	1	3
TRV	4	4	1	2	2
TOTALS	26	22	16	3	12

SOURCE: Corrections Management Information System (CMIS)

NOTE: In 2000, there was also one escape of a Michigan prisoner from a non-DOC location, while released to court on writ.

This section summarizes 2000 data on offender movement to parole and Parole Board activity and decisions. It also examines the parole outcomes of offenders who paroled in 1996.

Table D shows the total number of prisoner movements to parole each year from 1986 through 2000.

Table D1 compares 2000 Parole Board activity and decisions to that of the previous fifteen years. Table D1a provides more detail regarding the 2000 activity of the Parole Board.

Table D2 shows the parole outcomes of prisoners who paroled in 1996. This routine follow-up is conducted only on offenders who parole from their sentences for the first time in the applicable year (i.e., reparaes are excluded from the analysis). The recidivism measure is whether parolees are returned to prison, either as technical rule violators or as parole violators with new sentences (PVNS) during the parole term.

The offense groups shown on the left in Table D2 are the crimes from which the prisoners were paroled. Of the 7,349 prisoners paroled for the first time in 1996, 4,366 (59%) completed the parole term successfully, 2,064 (28%) were returned to prison for technical rule violations, and 919 (12%) were sentenced to prison for new offenses committed while on parole.

Table D2a examines the 919 parole violators with new sentences. It compares the new crimes committed while on parole to the original crimes from which the offenders paroled.

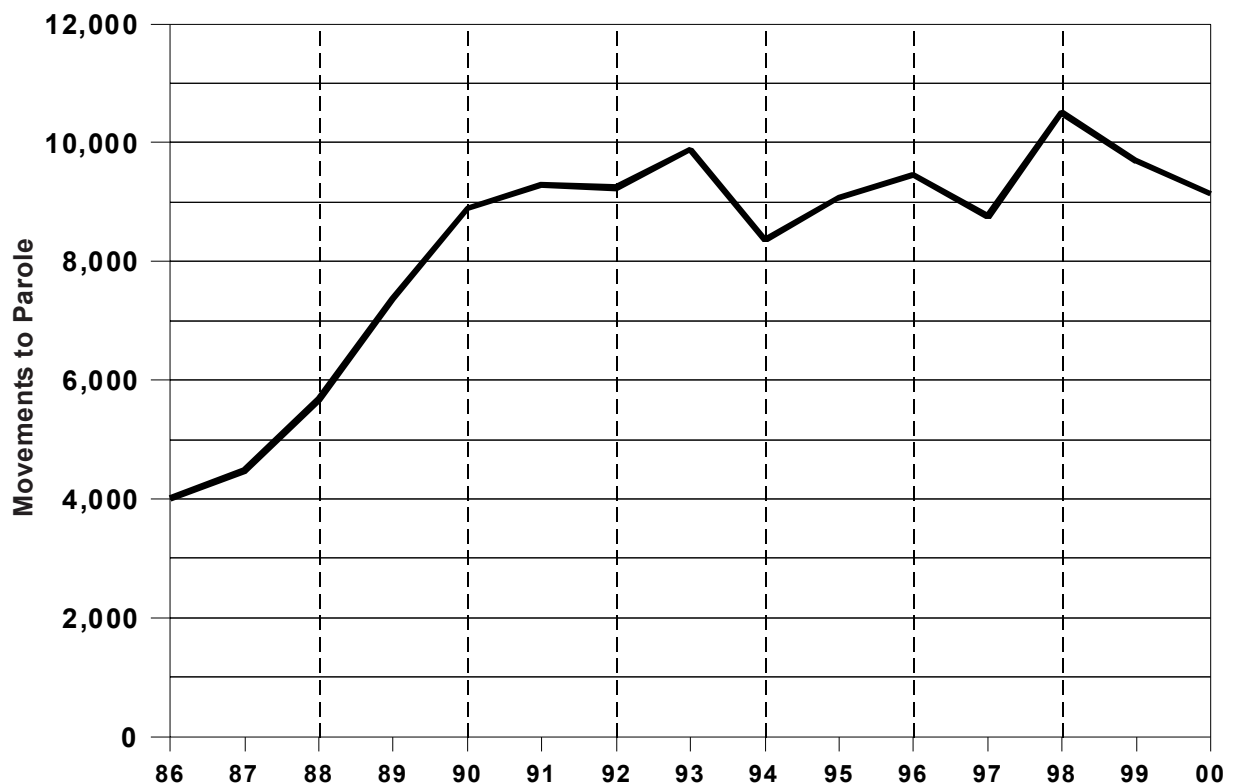
To read Table D2a, locate the original crimes in the first column on the left. Alpha characters in parentheses follow the descriptive labels. Corresponding alpha characters appear across the top of the table, identifying the new crime types. The first number to the right of each original crime shows the number of offenders who were paroled in 1996 from that original crime and then returned to prison for a new crime. The cells where the corresponding rows and columns intersect show how many of the new sentences were for the same offense types as the original crimes.

For example, 24 of the 919 parole violators with new sentences in Table D2a were paroled from the original crime of auto theft. Of those 24, 9 were returned to prison during the parole term for a new auto theft sentence.

D Annual Movements to Parole

Calendar Years 1986 -2000

Year	Movement to Parole	Numerical Change	Percent Change
1986	4,012	---	---
1987	4,491	479	11.9
1988	5,676	1,185	26.4
1989	7,385	1,709	30.1
1990	8,895	1,510	20.4
1991	9,300	405	4.6
1992	9,240	(60)	(0.6)
1993	9,881	641	6.9
1994	8,370	(1,511)	(15.3)
1995	9,078	708	8.5
1996	9,465	387	4.3
1997	8,758	(707)	(7.5)
1998	10,506	1,748	20.0
1999	9,682	(824)	(7.8)
2000	9,132	(550)	(5.7)



SOURCE: Corrections Management Information System (CMIS).

D1 Parole Board Activity, 1985 - 2000

Year	Interviews	Paroles Without Interview	Total Paroles Ordered	Parole Denials	Parole Violation Continuances	Actual Movement to Parole
1985	6,370	1,020	3,856	2,694	965	3,290
1986	7,686	1,299	4,352	2,966	814	4,012
1987	8,987	1,753	5,975	4,096	897	4,491
1988	8,815	2,057	7,310	3,880	972	5,676
1989	8,199	2,495	8,713	4,412	1,173	7,385
1990	11,433	3,164	10,748	5,004	1,424	8,895
1991	11,701	3,077	10,042	5,511	1,360	9,300
1992	9,624	3,360	11,854	7,553	1,602	9,240
1993	9,974	2,133	11,177	6,486	1,908	9,881
1994	10,884	1,879	9,795	7,262	1,952	8,370
1995	13,119	1,988	9,678	7,923	2,050	9,078
1996	15,288	2,235	10,306	7,480	2,228	9,465
1997	14,011	2,554	9,751	7,898	2,480	8,758
1998	13,814	2,837	10,366	9,845	2,675	10,506
1999	13,665	2,578	10,775	10,151	3,173	9,682
2000	19,445	2,116	10,478	11,663	2,944	9,133

SOURCE: Corrections Management Information System (CMIS).

Note: 1999 figures adjusted due to lag in data entry.

D1a 2000 Parole Board Action

Total Cases — 29,504

Code/Title	Number
PAROLES AND REINSTATEMENTS	
60 Reinstatement on Parole	338
61 Regular Parole	6,560
62 Parole in Custody	488
64 Special Parole	3
67 Reparoled on Same Term	500
69 SAI Parole*	473
76 Paroled Without Interview	2,116
Total	10,478
SERVICE CONTINUED	
19 Technical Violation Sustained	2,944
20 Further Demonstration	33
22 Sentence Delimiting	2
29 Risk to Community	11,628
Total	14,607

Code/Title	Number
DISPOSITION DEFERRED	
42 Current Psychiatric Report	360
46 Further Discussion	2
48 Satisfactory Placement	307
Total	669
OTHER ACTION	
18 Board Referred to List	500
38 Rescinded Parole	1,520
39 Suspended Parole	738
91 Long Indeterminate Interview	205
92 Lifer Law Interview	320
93 Murder First Interview	425
96 LID Removed from Category	42
Total	3,750

Source: Corrections Management Information System (CMIS).
 *SAI paroles are not subject to Parole Board review.

D2 Parole Outcomes of Offenders Who Paroled in 1996 by Offense Group

	TOTAL CASES	SUCCESES			FAILURES			BY PERCENT TO TOTAL			
		Total	Discharge	Med./Admin. Return*	Total	Technical Violations	New Sentence	Total Success	Total Failure	Technical Violations	New Sentence
Total All Cases	7,349	4,366	4,271	95	2,983	2,064	919	59.4	40.6	28.1	12.5
Offenses Against Persons	2,202	1,484	1,450	34	718	543	175	67.4	32.6	24.7	7.9
Homicide	207	164	161	3	43	39	4	79.2	20.8	18.8	1.9
Abduction — Kidnapping	17	13	13	0	4	4	0	76.5	23.5	23.5	0.0
Assault	598	383	373	10	215	157	58	64.0	36.0	26.3	9.7
Robbery	745	433	414	19	312	217	95	58.1	41.9	29.1	12.8
Offenses against Children	15	11	11	0	4	4	0	73.3	26.7	26.7	0.0
Criminal Sexual Conduct	620	480	478	2	140	122	18	77.4	22.6	19.7	2.9
Property Offenses	2,607	1,300	1,263	37	1,307	854	453	49.9	50.1	32.8	17.4
Arson	51	36	36	0	15	15	0	70.6	29.4	29.4	0.0
Burglary	951	494	478	16	457	282	175	51.9	48.1	29.7	18.4
Larceny	1,014	474	458	16	540	362	178	46.7	53.3	35.7	17.6
Auto Theft	167	78	76	2	89	65	24	46.7	53.3	38.9	14.4
Forgery, Uttering & Publishing	224	99	97	2	125	79	46	44.2	55.8	35.3	20.5
Embezzlement	47	31	31	0	16	10	6	66.0	34.0	21.3	12.8
Fraud	73	44	43	1	29	14	15	60.3	39.7	19.2	20.5
Malicious Destruction	80	44	44	0	36	27	9	55.0	45.0	33.8	11.3
All Other Offenses	2,540	1,582	1,558	24	958	667	291	62.3	37.7	26.3	11.5
Drugs	1,635	983	964	19	652	467	185	60.1	39.9	28.6	11.3
Weapons	278	173	173	0	105	65	40	62.2	37.8	23.4	14.4
Prostitution	4	3	3	0	1	0	1	75.0	25.0	0.0	25.0
Interfere with Legal Processes	74	46	46	0	28	20	8	62.2	37.8	27.0	10.8
Miscellaneous	169	99	98	1	70	50	20	58.6	41.4	30.1	12.0
Motor Vehicles	380	278	274	4	102	65	37	73.2	26.8	17.1	9.7
Number of Deaths on Parole: 22											

SOURCE: Corrections Management Information System (CMIS).

*Medical or Administrative Return to prison.

NOTE: Follow-up includes only those offenders who paroled from their sentence(s) for the first time in 1996 (i.e., no reparoles).

D2a 1996 Parolees Returned with New Sentences (PVNS) During Parole Term Original Crime Type vs. New Crime Type

DESCRIPTION (Original Crime)	ORIG TOTAL	NEW CRIMES AGAINST A PERSON							NEW PROPERTY CRIMES									OTHER NEW OFFENSES						
		Total	(A)	(C)	(D)	(E)	(F)	(G)	Total	(H)	(I)	(J)	(K)	(L)	(M)	(N)	(O)	Total	(P)	(Q)	(R)	(U)	(V)	(W)
TOTAL PVNS	919	170	14	0	47	74	2	33	413	1	127	195	30	32	10	10	8	336	206	37	2	32	11	48
PERSON	175	83	5	0	17	40	1	20	50	0	12	25	6	3	2	1	1	42	30	6	0	2	2	2
Homicide (A)	4	1	0	0	0	0	0	1	0	0	0	0	0	0	0	0	0	3	3	0	0	0	0	0
Abduction—Kidnapping (C)	0	0	0	0	0	0	0	0	0	0	0	0	0	0	0	0	0	0	0	0	0	0	0	0
Assault (D)	58	24	4	0	11	5	1	3	17	0	5	8	1	2	1	0	0	17	11	4	0	0	0	2
Robbery (E)	95	45	1	0	6	34	0	4	31	0	7	16	5	1	1	1	0	19	14	2	0	2	1	0
Offenses Against Children (F)	0	0	0	0	0	0	0	0	0	0	0	0	0	0	0	0	0	0	0	0	0	0	0	0
Criminal Sexual Conduct (G)	18	13	0	0	0	1	0	12	2	0	0	1	0	0	0	0	1	3	2	0	0	0	1	0
PROPERTY	453	55	7	0	16	21	1	10	306	1	104	140	18	22	7	8	6	92	44	11	0	17	7	13
Arson (H)	0	0	0	0	0	0	0	0	0	0	0	0	0	0	0	0	0	0	0	0	0	0	0	0
Burglary (I)	175	24	1	0	6	12	0	5	112	1	73	28	2	3	0	0	5	39	17	5	0	7	2	8
Larceny (J)	178	20	5	0	6	4	1	4	130	0	24	91	4	5	2	4	0	28	16	3	0	5	3	1
Auto Theft (K)	24	2	0	0	1	1	0	0	16	0	3	3	9	1	0	0	0	6	1	1	0	3	1	0
Forgery, Uttrg & Publishg (L)	46	5	0	0	2	3	0	0	28	0	1	8	2	12	3	2	0	13	7	1	0	2	1	2
Embezzlement (M)	6	0	0	0	0	0	0	0	4	0	2	1	0	0	1	0	0	2	2	0	0	0	0	0
Fraud (N)	15	0	0	0	0	0	0	0	13	0	0	8	1	1	1	2	0	2	0	1	0	0	0	1
Malicious Destruction (O)	9	4	1	0	1	1	0	1	3	0	1	1	0	0	0	0	1	2	1	0	0	0	0	1
OTHER	291	32	2	0	14	13	0	3	57	0	11	30	6	7	1	1	1	202	132	20	2	13	2	33
Drugs (P)	185	17	1	0	10	6	0	0	33	0	7	17	3	5	1	0	0	135	113	11	1	6	1	3
Weapons (Q)	40	7	0	0	0	5	0	2	11	0	0	9	1	0	0	1	0	22	12	8	0	1	0	1
Prostitution (R)	1	0	0	0	0	0	0	0	0	0	0	0	0	0	0	0	0	1	0	0	1	0	0	0
Interfere W/Legal Process (U)	8	2	0	0	1	1	0	0	1	0	0	0	1	0	0	0	0	5	2	1	0	2	0	0
Miscellaneous (V)	20	5	1	0	3	1	0	0	8	0	3	3	0	1	0	0	1	7	4	0	0	2	1	0
Motor Vehicles (W)	37	1	0	0	0	0	0	1	4	0	1	1	1	1	0	0	0	32	1	0	0	2	0	29

SOURCE: Corrections Management Information System (CMIS).

This section contains data and information regarding the community supervision programs and functions of the Department's Field Operations Administration (FOA).

The Field Operations Administration is responsible for supervision of all adult felons on probation and parole, as well as prisoners living in the community. Prisoners are either housed in FOA operated residential centers or supervised on electronic monitoring. Selected parolees and probationers are also supervised on electronic monitoring.

In addition, the FOA is responsible for administration and operation of the Department's technical rule violator centers for parolees and FOA prisoners, residential programs for selected parolees and probationers, as well as the Department's Special Alternative Incarceration (SAI) boot camp program for prisoners and probationers.

The FOA also supervises offenders sentenced to supervision under the Holmes Youthful Trainee Act, and the Parole Board is a component of the Field Operations Administration.

Also, in 1995, Michigan's Office of Community Corrections (OCC) was transferred into the Department as an agency within the FOA. The OCC works with local units of government to implement the Community Corrections Act (P.A. 511).

Field operations are administered through Regional and Area offices (see map). Region I is Wayne County; Region II is roughly the southeastern portion of the lower peninsula, except for Wayne County; and Region III is the rest of the lower peninsula and all of the upper peninsula.

The FOA central office prepares budgets, sets policy and procedure, initiates and manages special projects and assignments, and handles issues that cannot be taken care of locally, such as Interstate Compact matters and communications regarding absconders picked up in other states.

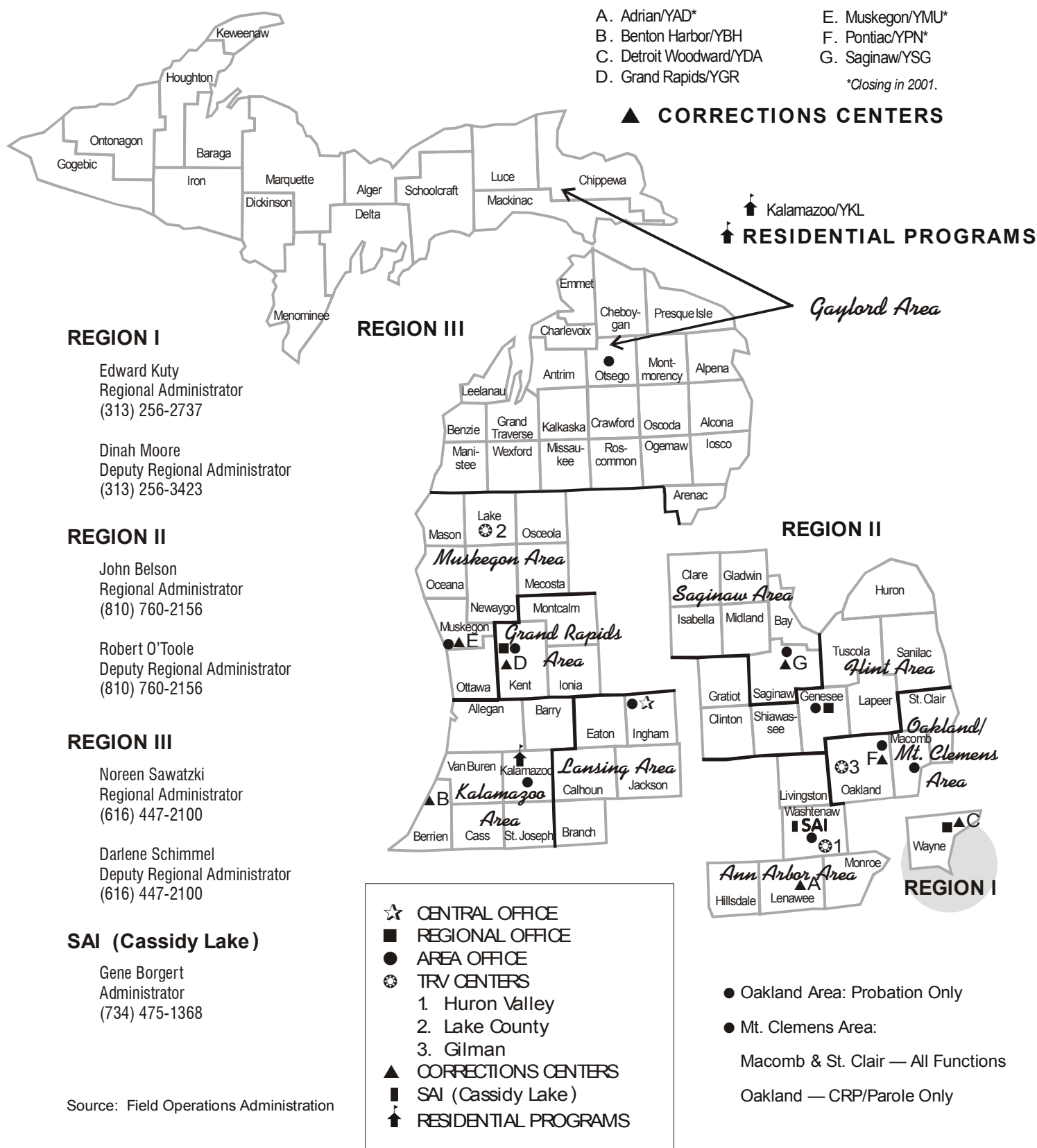
This report section is divided into four subsections.

- *Probation and Parole Supervision*
- *Special Alternative Incarceration Program*
- *Community Residential Programs*
- *Office of Community Corrections*

Map Michigan Department of Corrections

Field Operations Administration Regions and Areas

As of December 31, 2000



Probation and Parole Supervision

Table E1 shows the number of parolees returned to prison for technical violations and new sentences, broken down by gender and year. Table E1 also shows the number of parole revocation hearings held each year.

Table E2 presents breakdowns of Field Operations *personnel* by type of offender supervised and by employee job classification. Table E2 also displays a breakdown of Field Operations *funds* by type of offender supervised.

Table E3 shows the distribution of investigations conducted by type, and a breakdown of the average number of offenders supervised by type. Workloads in 2000 increased slightly from the previous year. The average agent workload was 96:1 in 2000.

Table E4 displays the number of pre-sentence investigations conducted each year since 1991.

Tables E5 and E6 show the average number of parolees and probationers under supervision each year.

E1 Violations of Parole Supervision

192

TECHNICAL VIOLATOR RETURNS
(Includes Returns from Out-of-State)

Date	Male	Female	Total
1991	1,560	87	1,647
1992	1,555	102	1,657
1993	1,849	106	1,955
1994	1,828	136	1,964
1995	1,766	150	1,916
1996	2,401	176	2,577
1997	2,492	176	2,668
1998	2,892	218	3,110
1999	2,958	228	3,186
2000	2,869	242	3,111

NEW SENTENCE RETURNS

Date	Male	Female	Total
1991	1,644	85	1,729
1992	1,783	92	1,875
1993	1,504	61	1,565
1994	1,160	73	1,233
1995	859	31	890
1996	972	61	1,033
1997	1,225	63	1,288
1998	1,281	64	1,345
1999	1,202	57	1,259
2000	1,100	66	1,166

PAROLE REVOCATION HEARINGS

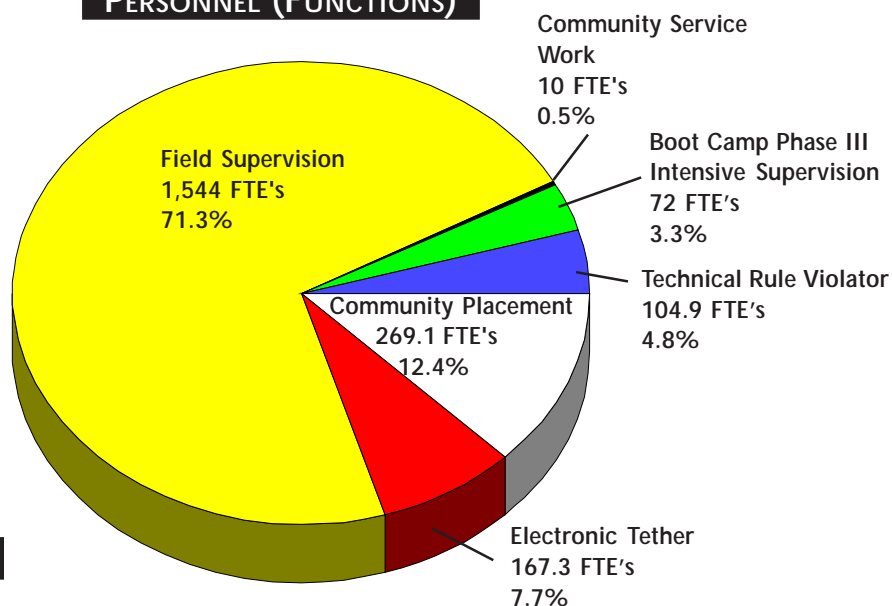
Date	Total
1991	252
1992	293
1993	270
1994	398
1995	590
1996	579
1997	659
1998	562
1999	718
2000	659

SOURCES: Corrections Management Information System (CMIS) and Field Operations Administration.

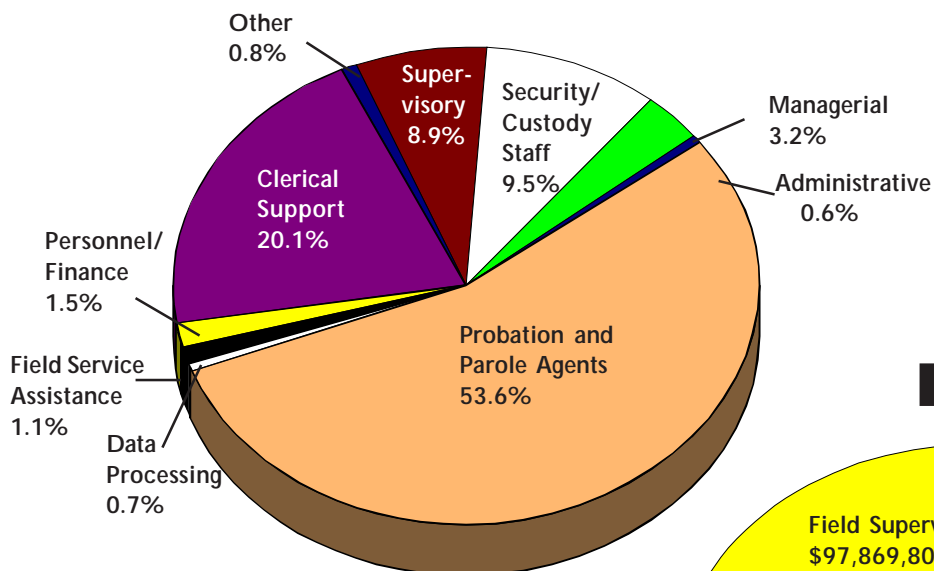
E2 Personnel and Funds Distribution

TOTAL FTE's = 2,167

PERSONNEL (FUNCTIONS)

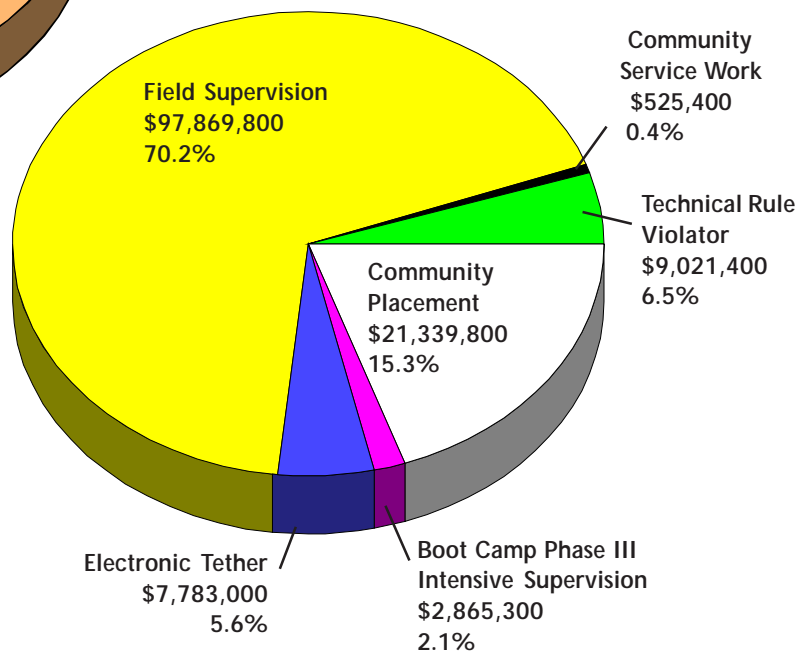


PERSONNEL (CLASSIFICATION)



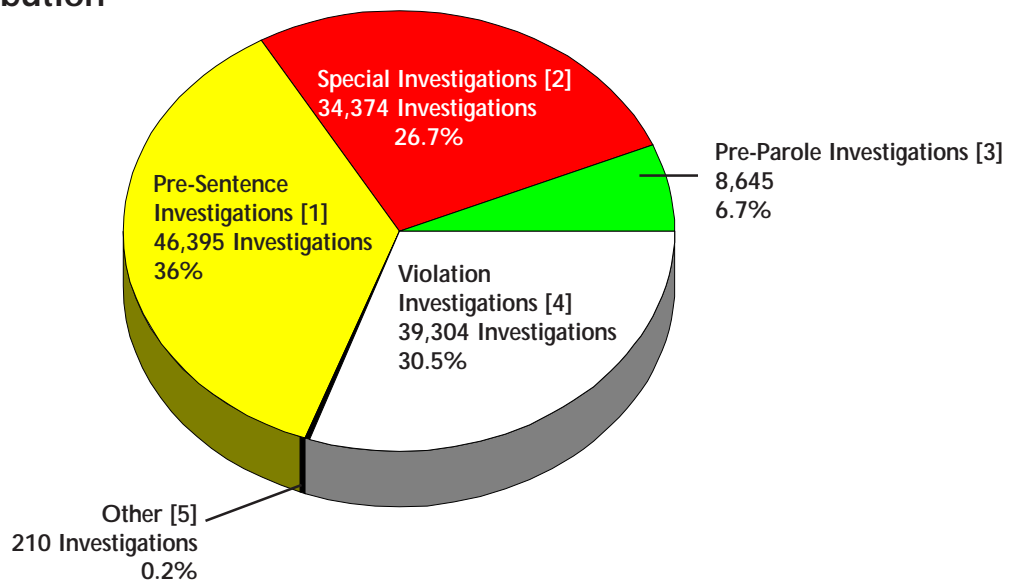
TOTAL FUNDS = \$139,404,700

FUNDS



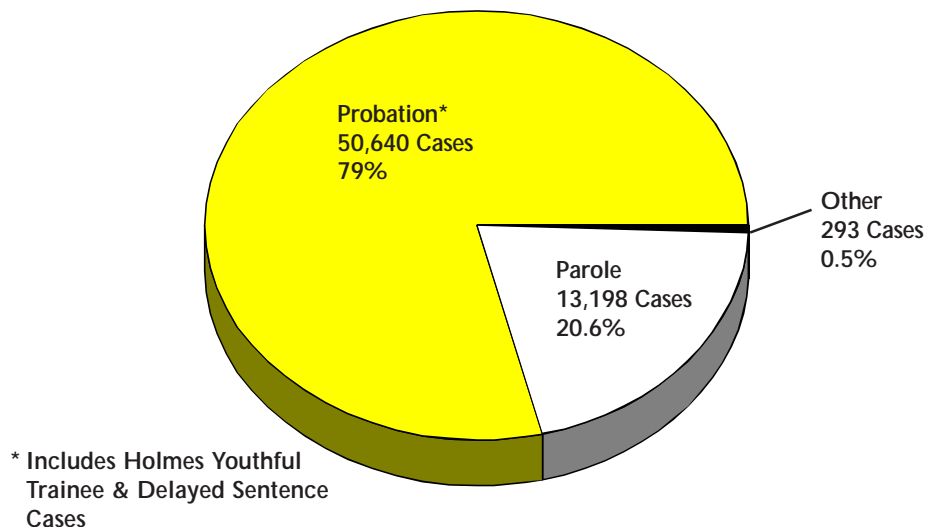
SOURCE: Field Operations Administration.

E3 Work Distribution



INVESTIGATIONS: 128,928

1. PRE-SENTENCE INVESTIGATIONS: in-depth analysis of the individual and circumstances of the offense.
2. SPECIAL INVESTIGATIONS: assignments completed at the request of the Governor, other states, the parole board, or the court.
3. PRE-PAROLE INVESTIGATIONS: prior to inmate release, living arrangements and job placement are investigated.
4. VIOLATION INVESTIGATIONS: reports prepared subsequent to a parole or probation violation.
5. OTHER: investigations done for community residential programs.

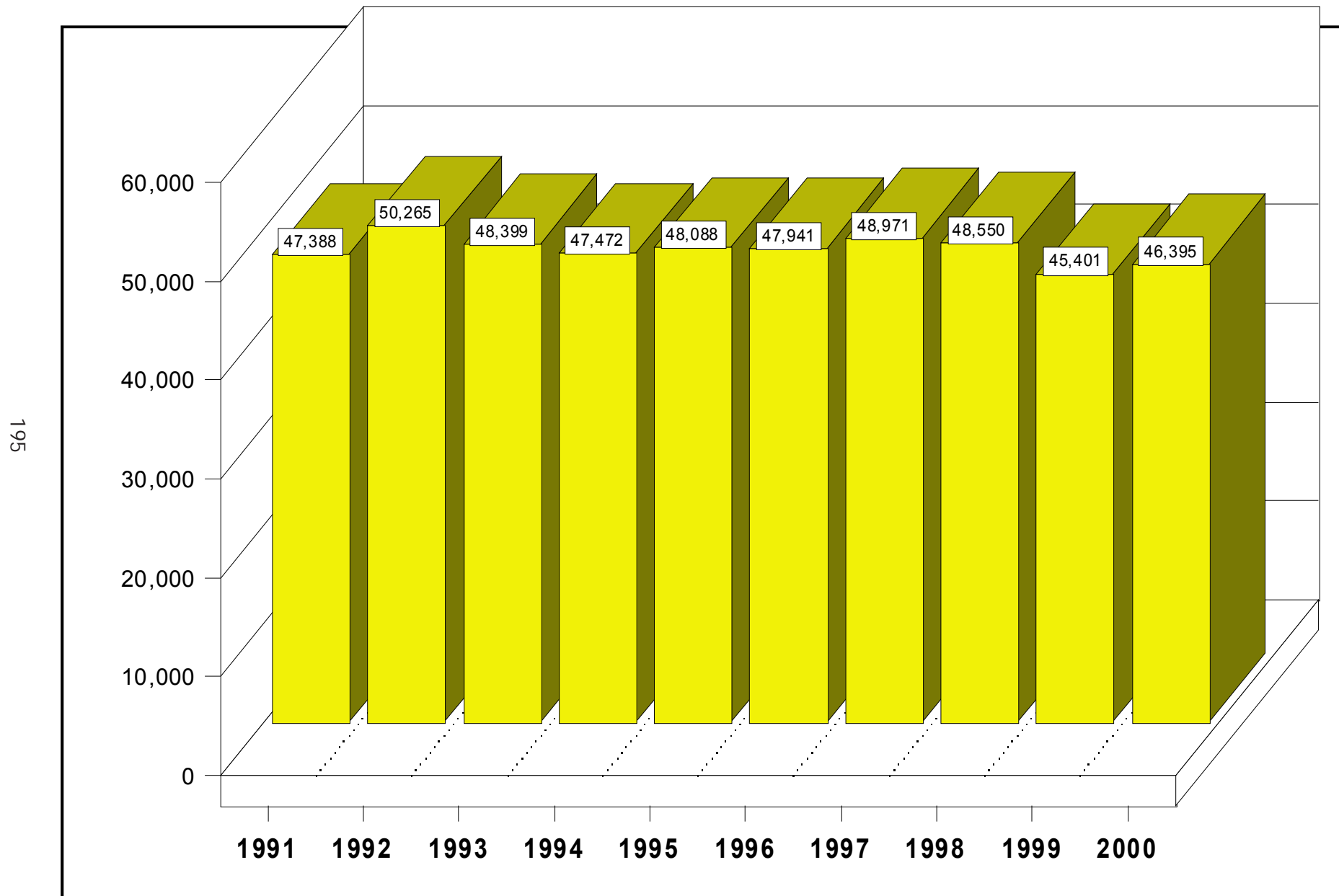


SUPERVISION — AVERAGE NUMBER OF OFFENDERS SUPERVISED: 64,131

Supervision is the process in which parole or probation agents work with offenders who are under the jurisdiction of the Department of Corrections (parole) or the jurisdiction of the Courts (probation, Holmes Youthful Trainee, and delayed sentences). The case numbers in the chart represent the average number of cases under supervision during the year.

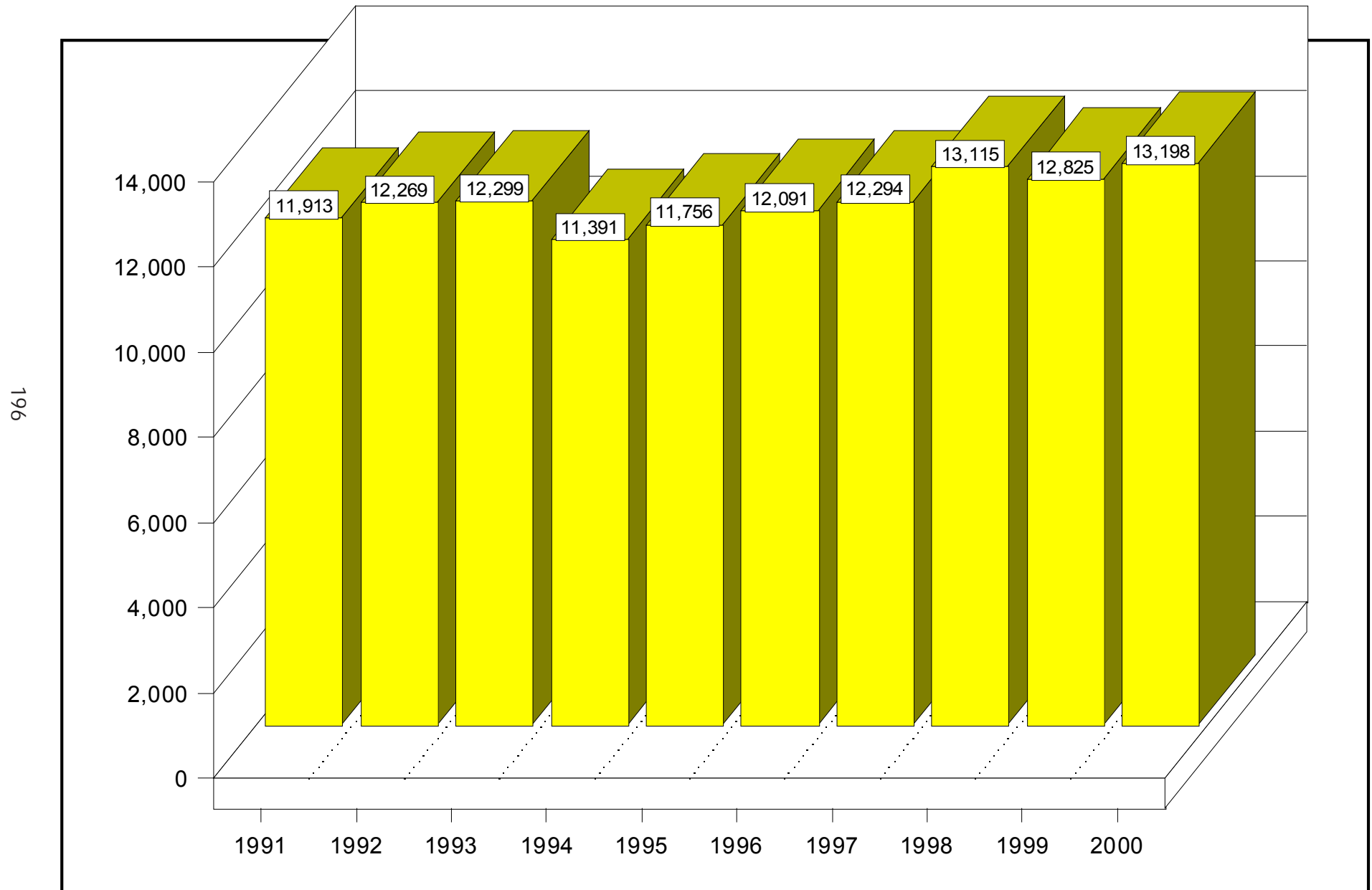
SOURCE: Field Operations Administration.

E4 Total Number of Pre-Sentence Investigations



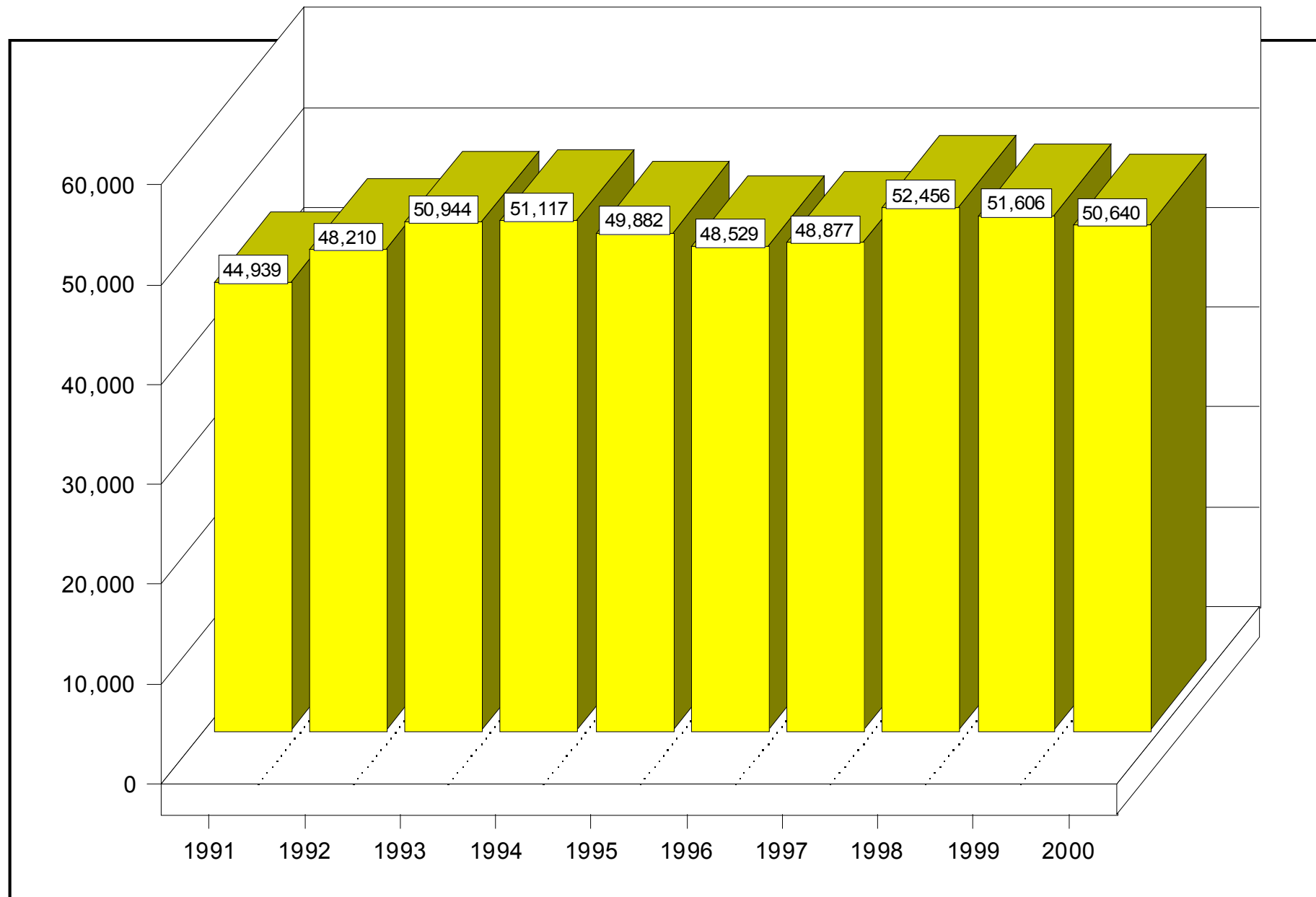
SOURCE: Field Operations Administration.

E5 Average Number of Parolees Supervised



SOURCE: Field Operations Administration.

E6 Average Number of Probationers Supervised (Includes Probation, Delayed Sentences and Holmes Youthful Trainees)



SOURCE: Field Operations Administration

Special Alternative Incarceration Program

This section describes offenders committed to the Special Alternative Incarceration (SAI) boot camp program for prisoners and probationers. SAI is a three-phase program.

Phase I, patterned after military basic training, involves physical fitness and programming (education, substance abuse awareness, basic life skills and counseling).

Phase II is an optional residential placement in the community while on parole or probation.

Phase III is parole or probation supervision in the community, beginning with at least 120 days of intensive supervision.

The program's objectives are to end criminal behavior by developing offender self-esteem and self-discipline, a sense of individual responsibility and a positive work ethic.

Tables E7a, E7b and E8 provide data regarding SAI prisoner and probationer intake.

Tables E9a through E9d summarize SAI Phase I program performance and post-program outcomes.

Additional information about the SAI program (such as the offender eligibility criteria) is available in a separate annual report.

E7a SAI Prisoner Intake by Offense for 2000

Special Alternative Incarceration Boot Camp
(Includes Attempts)
Page One of Two

Offense	Violations
GRAND TOTAL	589
257.602A3 Police Officer-Fleeing/Vehicle CD 2nd Off	5
257.6256D Drive M.V. Addict or Intox-3rd Off	52
333.73413 Contr Sub-Mfg, Imitation Of	3
333.7401 Contr Sub-Mfg, Del, Poss	15
333.74012A1 Contr Sub-Mfg, Del, Poss 650+g	9
333.74012A4 Contr Sub-Mfg, Del, Poss under 50g	119
333.74012B Contr Sub-Mfg, Del, Poss, Sch 1,2,3	2
333.74012C Contr Sub-Mfg, Del, Poss, Sch 4 or Added by Rule	2
333.74032A3 Contr Sub-Possession 50-224g	3
333.74032A5 Contr Sub-Possession 25-49g	24
333.7405D Drug House, Maintain or Keep	2
750.814 Domestic Violence, 3rd Offense	1
750.82 Felony Assault	25
750.84 Asslt w/Int Gr Bod Hrm less Murder	18
750.88 Assault W/Intent to Rob	4
750.110 Break & Enter	38
750.110A2 Home Invasion 1st Degree	12
750.110A3 Home Invasion 2nd Degree	31
750.110-A B&E Unoccupied Bldg w/Intent	1
750.111 Entering w/o Breaking	3
750.116 Possession of Burglar's Tool	1
750.117 Bribery of a Public Official	1
750.131A2 Checks w/o Suff Funds/3 within 10 Days	4
750.157N1 Financial Trans Device-Poss w/o Consent	1

Offense	Violations
750.15911 Criminal Enterprise - Conducting	2
750.174 Embz-Agt, Serv, Emp, Trustee	4
750.186A Escape from Juvenile Facility	3
750.1952 Escape - From Felony Jail Sentence	1
750.199A Absconding or Forfeiting Bond	2
750.218 False Pretenses w/Int to Defraud	2
750.224B Weapon, Short-Barrel, Shotgun/Rifle	1
750.224F Weapon Possession by Felon	3
750.227 Carrying Concealed Weapons	14
750.234 Discharge Firearm w/o Malice	4
750.248 Forgery of Records, Other Instruments	5
750.249 Uttering and Publishing	11
750.356 Larceny	3
750.356A Larceny, B & E Vehicle, Steal	14
750.357 Larceny from Person	11
750.357B Firearms, Stealing of Another	2
750.360 Larceny in a Building	19
750.377A Malicious Destr Personal Property	5
750.377B Malicious Destr Police/Fire Property	2
750.380 Malicious Destr of Bldg over \$100	2
750.411I Stalking, Aggravated	4
750.413 Unlawfully Driving Away an Automobile	22
750.414 Unlawful Use Auto w/o Intent	2
750.479 Resisting, Obstructing Officer	22
750.479B Peace Officer - Disarming	3

E7a **SAI Prisoner Intake by Offense for 2000**
Special Alternative Incarceration Boot Camp
(Includes Attempts)
Page Two of Two

Offense	Violations
750.505-B Accessory after Fact Felony	2
750.530 Robbery Unarmed	23
750.531B Robbery, Safe Breaking	1
750.535 Receiving Stolen Property	5
750.535-A Rec & Conceal Stolen Property over \$100	12
750.535A Operating a Chop Shop	3
750.535B Weapons, Firearms Rec & Concealing	3
801.2631 Furnish Contraband in Prison	1

SOURCE: Field Operations Administration

E7b SAI Probationer Intake by Offense for 2000
Special Alternative Incarceration Boot Camp
(Includes Attempts)
Page One of Two

Offense	Violations
GRAND TOTAL	1095
28.729 Sex Offender-Fail to Register	1
257.602A Motorist Eluding Peace Officer	18
257.6254 Drive M.V. Addict/Intox Cause Death	1
257.6256 Operating OUIL/Per Se 3rd, Felony	3
257.6256D Drive M.V. Addict or Intox 3rd Off.	25
333.73413 Contr Sub-Mfg, Imitation Of	6
333.7401 Contr Sub-Mfg, Del, Poss	5
333.74012A1 Contr. Sub-Mfg, Del, Poss 650g or More	6
333.74012A4 Contr Sub-Mfg, Del, Poss under 50g	63
333.74012BA Contr Sub-Mfg, Del, Poss, Sch 1,2,3	6
333.74012D Controlled Sub, Mfg, Del, Poss Sch 5	27
333.74032A4 Contr Sub - Possession 25-49 Grams	1
333.74032A5 Contr Sub - Possession less than 25g	67
333.74032D Contr Sub - Possession of Marijuana	10
333.74042D Contr. Sub - Use of Marijuana	4
333.7405D Maintaining a Drug House	1
750.74 Burning Personal Property	1
750.82 Felony Assault	53
750.84 Assault w/Int Gr Bod Hrm Less Murder	22
750.88 Assault w/Intent to Rob & Steal Unarmed	4
750.89 Assault w/Intent to Rob & Steal Armed	6
750.92 Attempt to Commit Crime	1
750.110 Break & Enter	83
750.110-A B & E Unoccupied Bldg w/Intent	22
750.110A2 Home Invasion 1st Degree	25

Offense	Violations
750.110A3 Home Invasion 2nd Degree	113
750.111 Entering w/o Breaking	4
750.116 Possession of Burglar's Tools	4
750.131A2 Checks w/o Suff Funds/3 within 10 Days	3
750.136B4 Child Abuse, 3rd Degree	1
750.157N1 Financial Trans - Poss w/o Consent	5
750.157Q Credit Card Illegal Sale/Use	3
750.174 Embz-Agt, Serv, Emp, Trust	8
750.186A Escape from Juvenile Facility	1
750.1952 Escape Jail While Serving for Felony	3
750.197C Assault Employee and/or Escape Jail Through Violence	1
750.199A Absconding or Forfeiting Bond	2
750.211A Explosive Device, Constr, Poss & Use	4
750.218 False Pretenses w/Intent to Defraud	3
750.224 Weapon, Mfg, Sale or Possession	1
750.224B Weapon, Short Barrel, Shotgun/Rifle	1
750.224F Weapon, Possession by Felon	1
750.227 Carrying Concealed Weapons	34
750.248 Forgery of Records, Other Instruments	5
750.249 Uttering & Publishing	22
750.324 Negligent Homicide	3
750.356 Larceny	13
750.356A Larceny, B & E Vehicle, Steal	34
750.356C Retail Fraud 1st Degree	5
750.357 Larceny from Person	18
750.357B Firearms, Stealing of Another	2

E7b *SAI Probationer Intake by Offense for 2000*
Special Alternative Incarceration Boot Camp
(Includes Attempts)
Page Two of Two

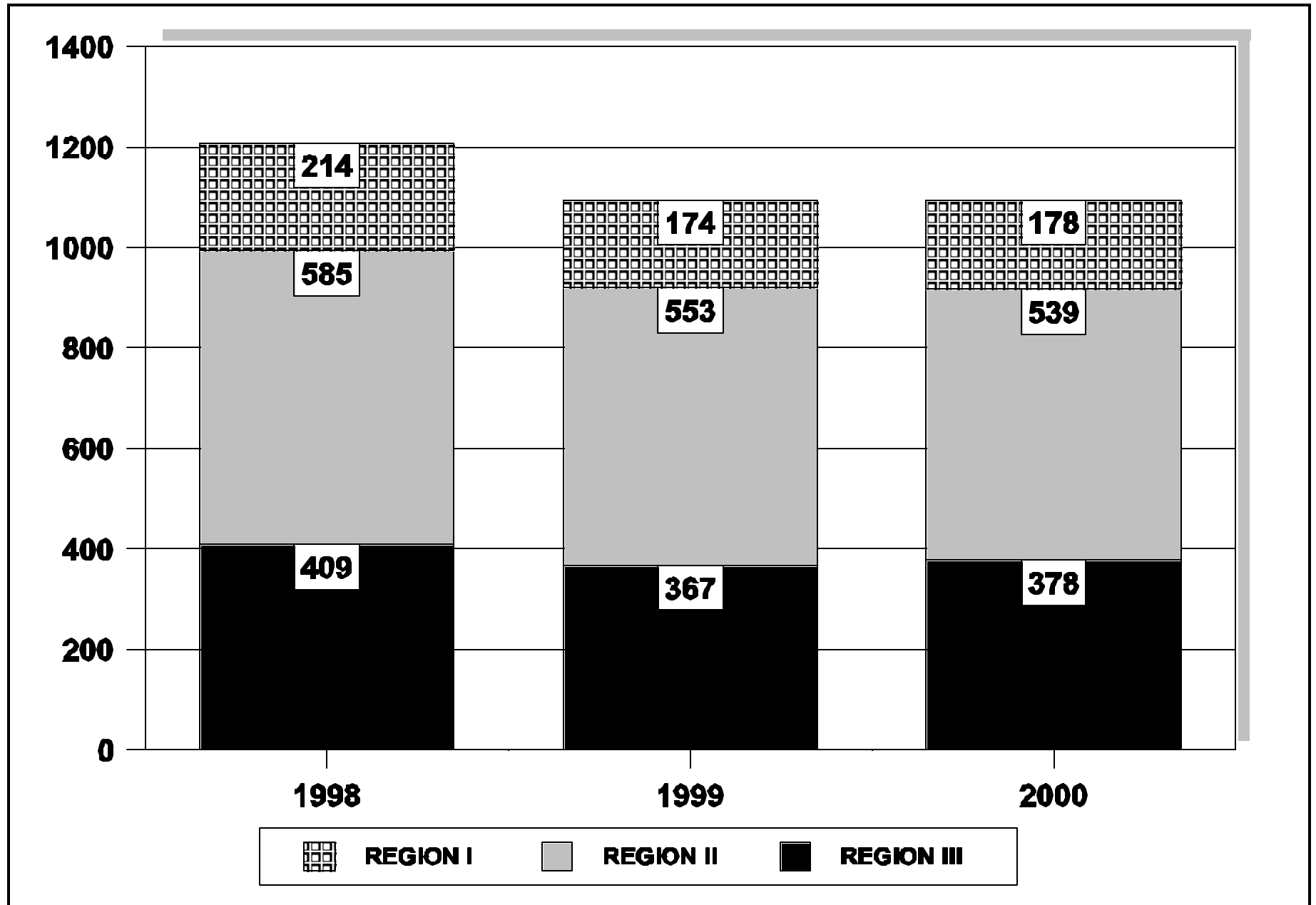
Offense	Violations
750.360 Larceny in a Building	49
750.377 Malicious Destruction of Animals	3
750.377A Malicious Destr Personal Property	14
750.377B Malicious Destr Police/Fire Property	4
750.380 Malicious Destr of Bldg over \$100	4
750.411A1B False Report of a Felony	3
750.411A2 False Bomb Threat	2
750.413 Unlawfully Driving Away an Automobile	45
750.414 Unlawful Use Auto w/o Intent to Steal	15
750.479 Resisting, Obstructing Officer	36
750.479B Peace Officer, Disarming	17
750.505-B Accessory After the Fact to a Felony	2
750.520E Criminal Sexual Conduct, 4th Degree	2

Offense	Violations
750.529 Robbery Armed	3
750.529A Car Jacking	2
750.530 Robbery Unarmed	48
750.531 Robbery, Bank/Safe/Vault	2
750.535 Receiving Stolen Property	29
750.535-A Rec & Conceal Stolen Property over \$100	42
750.535A Operating a Chop Shop	5
750.535B Weapons, Firearms Rec & Concealing	4
750.812 Domestic Violence	5
752.191 Felony Driving	1
752.542 Incite to Riot	1
752.811 B & E Coin Operated Device	1
752.861 Firearms, Careless Use Causing Injury/Death	1

Source: Field Operations Administration.

E8 Comparison of SAI *Probationer* Intake by Field Operations Administration Regions by Year

2004



Source: Field Operations Administration.

E9a SAI Phase I *Prisoner* Program Performance

	1998		1999		2000	
Graduated	563	67.8%	580	73.0%	437	75.1%
Terminated as Voluntary Withdrawals	138	16.6%	95	12.0%	70	12.0%
Terminated as Rule Violators	57	6.9%	48	6.1%	47	8.1%
Terminated for Medical Reasons	49	5.9%	54	6.8%	22	3.8%
Terminated for Admin. Reasons	23	2.8%	17	2.1%	6	1.0%
Total	830	100.0%	794	100.0%	582	100.0%

SOURCE: Field Operations Administration.

E9b SAI Phase I *Probationer* Program Performance

	1998		1999		2000	
Graduated	846	68.5%	854	74.6%	741	71.3%
Terminated as Voluntary Withdrawals	186	15.1%	109	9.5%	112	10.8%
Terminated as Rule Violators	91	7.4%	73	6.4%	78	7.5%
Terminated for Medical Reasons	94	7.6%	87	7.6%	85	8.2%
Terminated for Admin. Reasons	17	1.4%	22	1.9%	23	2.2%
Total	1,234	100.0%	1,145	100.0%	1,039	100.0%

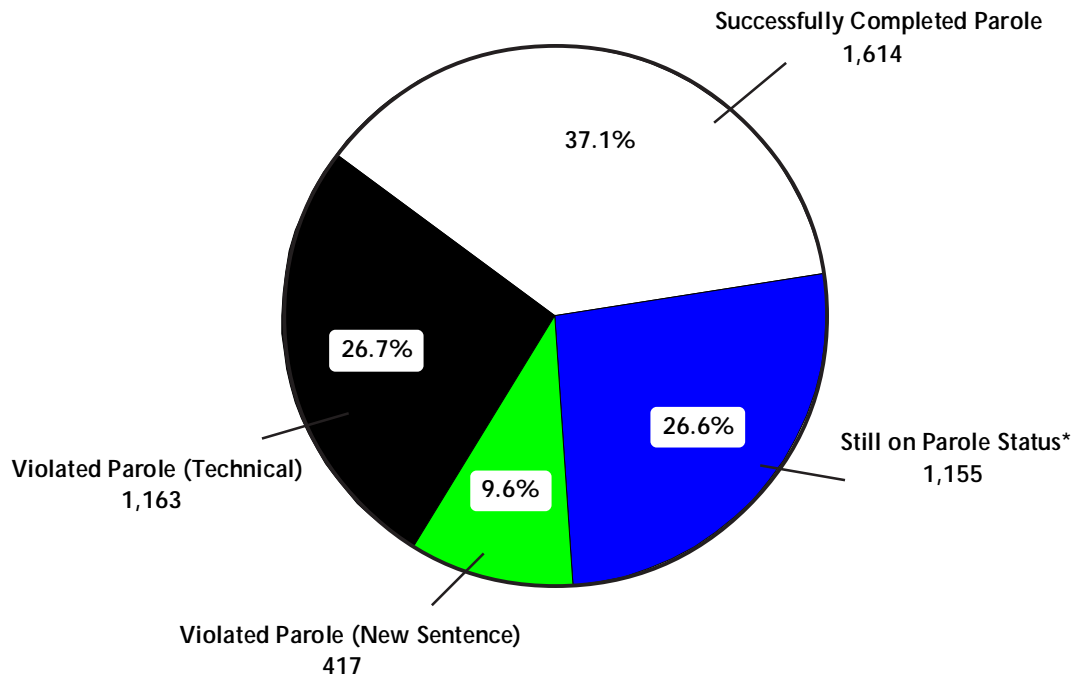
SOURCE: Field Operations Administration.

E9c SAI Phase I *Prisoner* Post-Program Performance

	1992 - 1997		1998		1999		2000		Total Since SAI - Prison Program Started	
Still on Parole Status*	93	3.4%	229	40.7%	492	84.8%	341	78.0%	1,155	26.6%
Successfully Completed Parole	1,448	52.3%	144	25.6%	12	2.1%	10	2.3%	1,614	37.1%
Violated Parole (Technical)	893	32.2%	143	25.4%	62	10.7%	65	14.9%	1,163	26.7%
Violated Parole (New Sentence)	335	12.1%	47	8.3%	14	2.4%	21	4.8%	417	9.6%
Total Graduates	2,769	100.0%	563	100.0%	580	100.0%	437	100.0%	4,349	100.0%

E9d SAI Phase I *Prisoner* Post-Program Performance

All Graduates Since SAI-Prison Program Started



*Includes cases who have absconded from parole.

SOURCE: Corrections Management Information System (CMIS).

NOTE: Reflects outcome of the parole term following boot camp.

Community Residential Programs

This section contains data regarding Community Residential Programs (CRP).

Table E10 shows the end-of-year CRP prisoner population from 1991 through 2000. The decreases in the CRP population from 1993 to 2000 were due primarily to:

- The significant decline in prison intake serving short sentences for nonassaultive crimes. (These offenders constitute a large proportion of the CRP eligibility pool.)
- The CRP zero tolerance escape policy which was implemented on September 1, 1993.

Truth-in-Sentencing legislation, effective 12-15-98, is expected to further diminish the CRP population over the next several years.

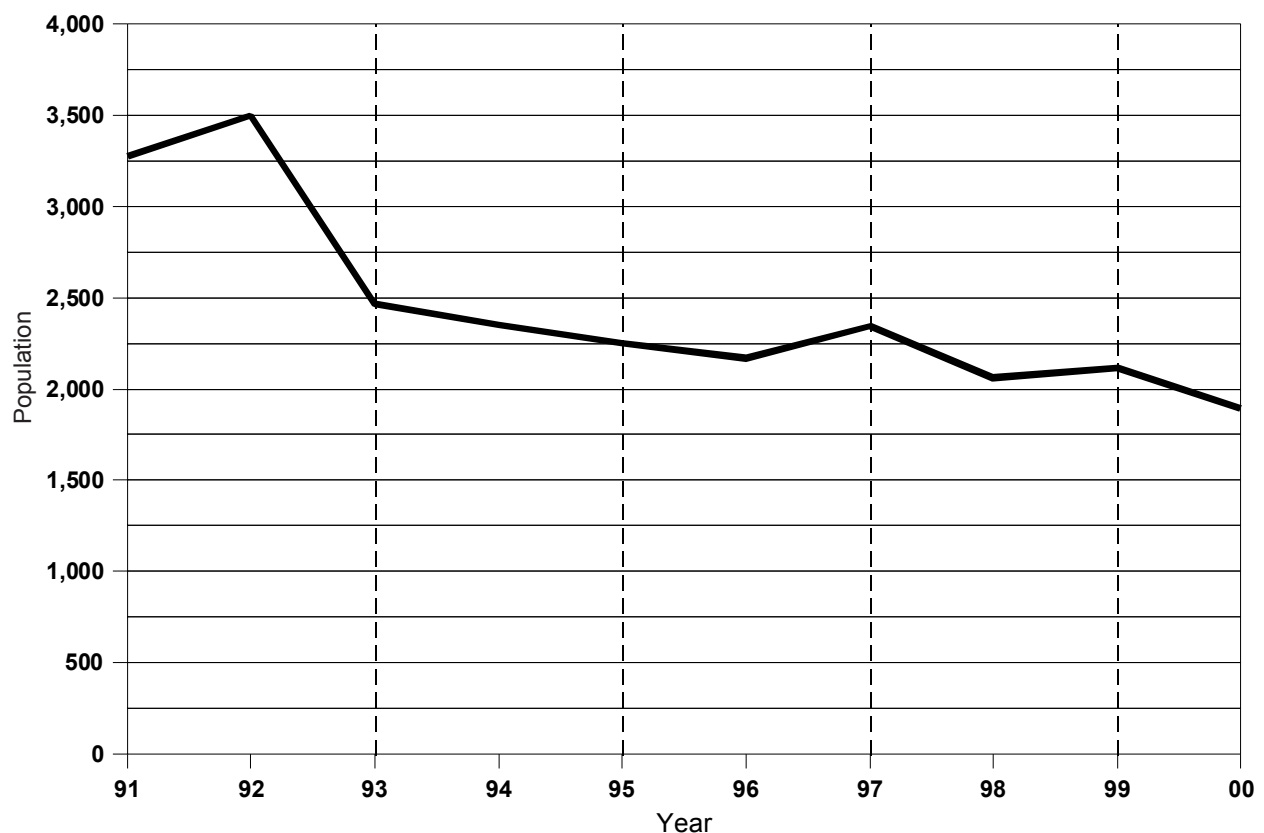
Table E11 provides information regarding movement to and termination from Community Residential Programs during 2000. Significant changes from 1999 terminations were noted in escapes (+5%), new felony charges (+39%), and parole (+3%). These increases were in spite of a 4% decrease in the average monthly population.

Table E12 shows the end-of-year electronic monitoring population from 1995 through 2000, broken down by type of offender.

Table E13 presents information and results of the CRP zero tolerance escape policy. Since the peak in 1994, the number of zero tolerance CRP escapes has declined by more than one-third.

E10 Year-End Prisoner Population: Community Residential Programs (Community Corrections Centers & Electronic Monitoring) *Calendar Years 1991 - 2000*

Year	Year-End Population	Numerical Change	Percent Change
1991	3,275	---	---
1992	3,497	222	6.8
1993	2,468	(1,029)	(29.4)
1994	2,356	(112)	(4.5)
1995	2,258	(98)	(4.5)
1996	2,167	(91)	(4.0)
1997	2,345	178	8.2
1998	2,058	(287)	(12.2)
1999	2,117	59	2.9
2000	1,897	(220)	(10.4)



SOURCE: Prisoner Census Report.

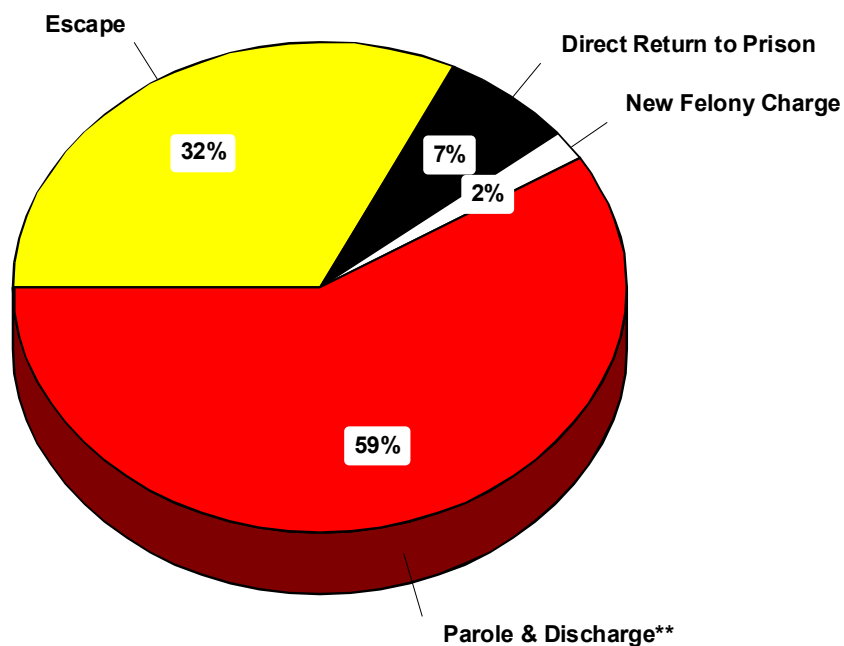
E11 2000 Prisoner Movement Summary: Community Residential Programs

Beginning Population	2,117
Transfers In	2,973
Total Service Population	5,090
Average Monthly Population	1,988

TERMINATIONS

Movement to Parole	1,961
Discharge from Sentence	28
Escape	1,067
Direct Return to Prison*	241
New Felony Charge	57
Death	7
Total	3,361

PERCENTAGE DISTRIBUTION OF TERMINATIONS



SOURCE: Correction Management Information System (CMIS).

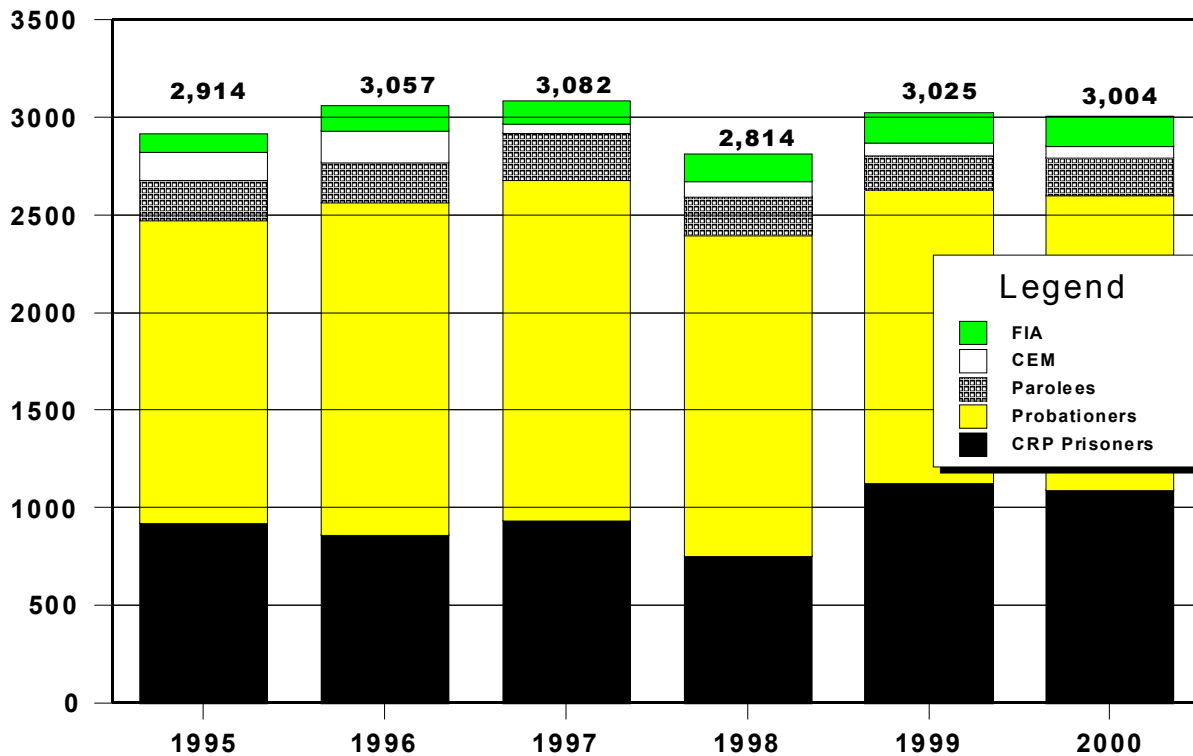
*Includes medical, administrative and disciplinary returns.

**7 Deaths included in Discharges.

E12 End-of-Year Electronic Monitoring Population

Calendar Year 1995 - 2000

Year	Community Residential Programs Prisoners	Probationers	Parolees	Community Electronic Monitoring*	Family Independence Agency*	TOTAL
1995	924	1,551	204	142	93	2,914
1996	861	1,702	207	164	123	3,057
1997	933	1,744	242	48	115	3,082
1998	755	1,638	200	81	140	2,814
1999	1,126	1,505	177	65	152	3,025
2000	1,094	1,505	194	59	152	3,004
2000 % Total	36%	50%	7%	2%	5%	100%



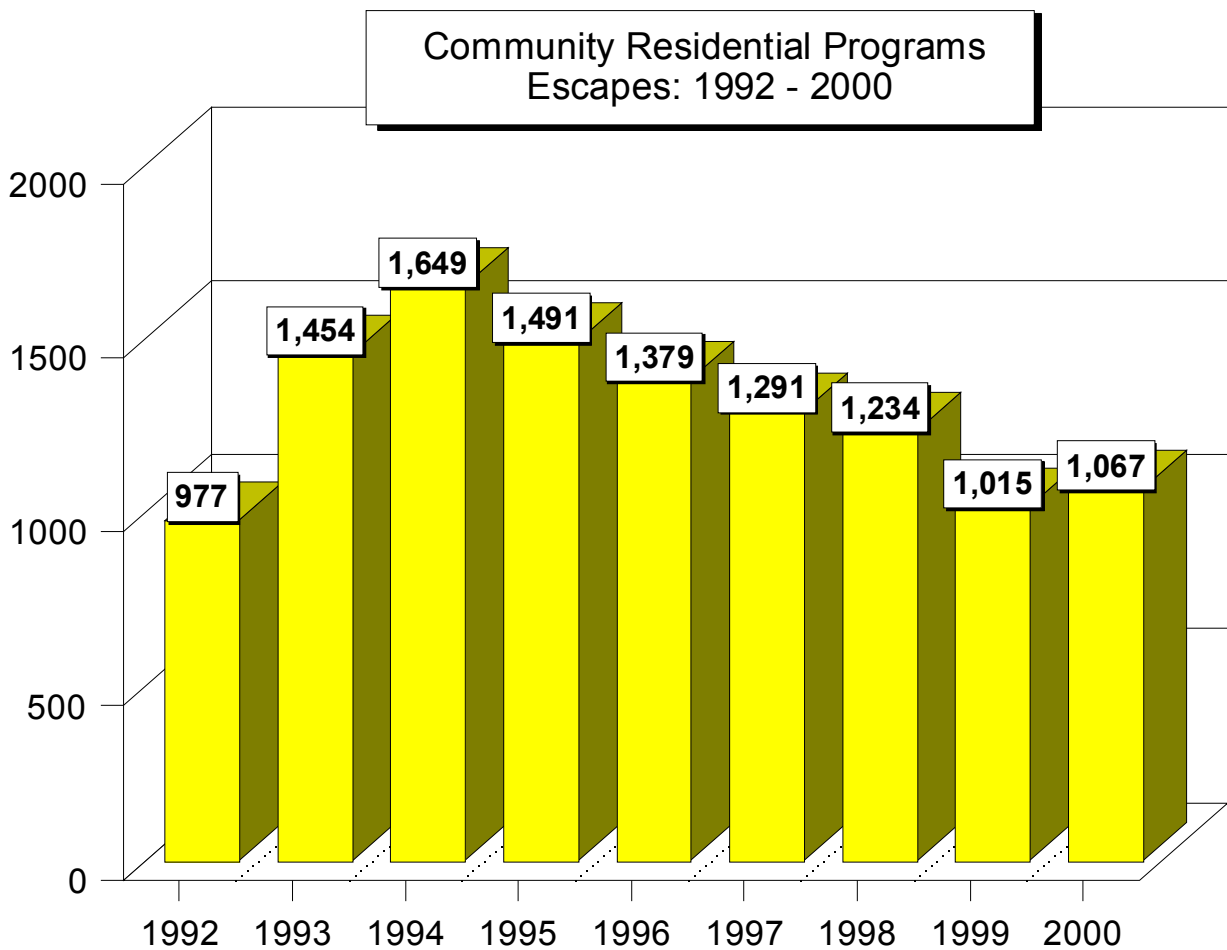
SOURCE: Field Operations Administration.

*Leased Equipment and monitoring services to local community corrections and FIA juvenile agencies.

E13 Zero Tolerance Escape Policy Community Residential Programs

- Zero tolerance escape policy was implemented on September 1, 1993 to strengthen monitoring and accountability of prisoners in community programs.
- Under the policy, prisoners must adhere to preset daily schedules which determine their whereabouts at specific times. Any violations of the schedules without mitigating circumstances are considered escapes, and immediate steps are taken to apprehend and return the prisoners to an institution.
- Zero tolerance CRP escapes increased sharply at first while prisoners got used to the policy, but

the number of CRP escapes has since declined - dropping by more than one-third since the peak in 1994. Because the new rules require greater responsibility on the part of prisoners, the CRP escape rate remains higher than before the policy.



SOURCE: Corrections Management Information System (CMIS)

Office of Community Corrections

The Office of Community Corrections (OCC) works with local units of government and criminal justice professionals to implement Michigan's Community Corrections Act. The purpose of the Act is to increase the range and utilization of community sanctions and services for non-violent offenders in order to reduce admissions to prison. The OCC implements program policies, guidelines and standards, and provides technical assistance to local units of government to develop and implement locally-developed comprehensive corrections plans. These plans outline criminal justice problems and how policies and practices and P.A. 511 funds will address them.

Local governments voluntarily participate in the implementation of the Act through forming community corrections advisory boards (CCABs) which have responsibilities for developing comprehensive corrections plans. The plans establish the framework for applications for funds. There were 49 CCABs representing 80 counties across the State during fiscal 2000. These include single county, multi county and county/city boards. During fiscal year 2000, community corrections funds were awarded to support programming in 72 counties pursuant to plans/proposals prepared by 44 CCABs.

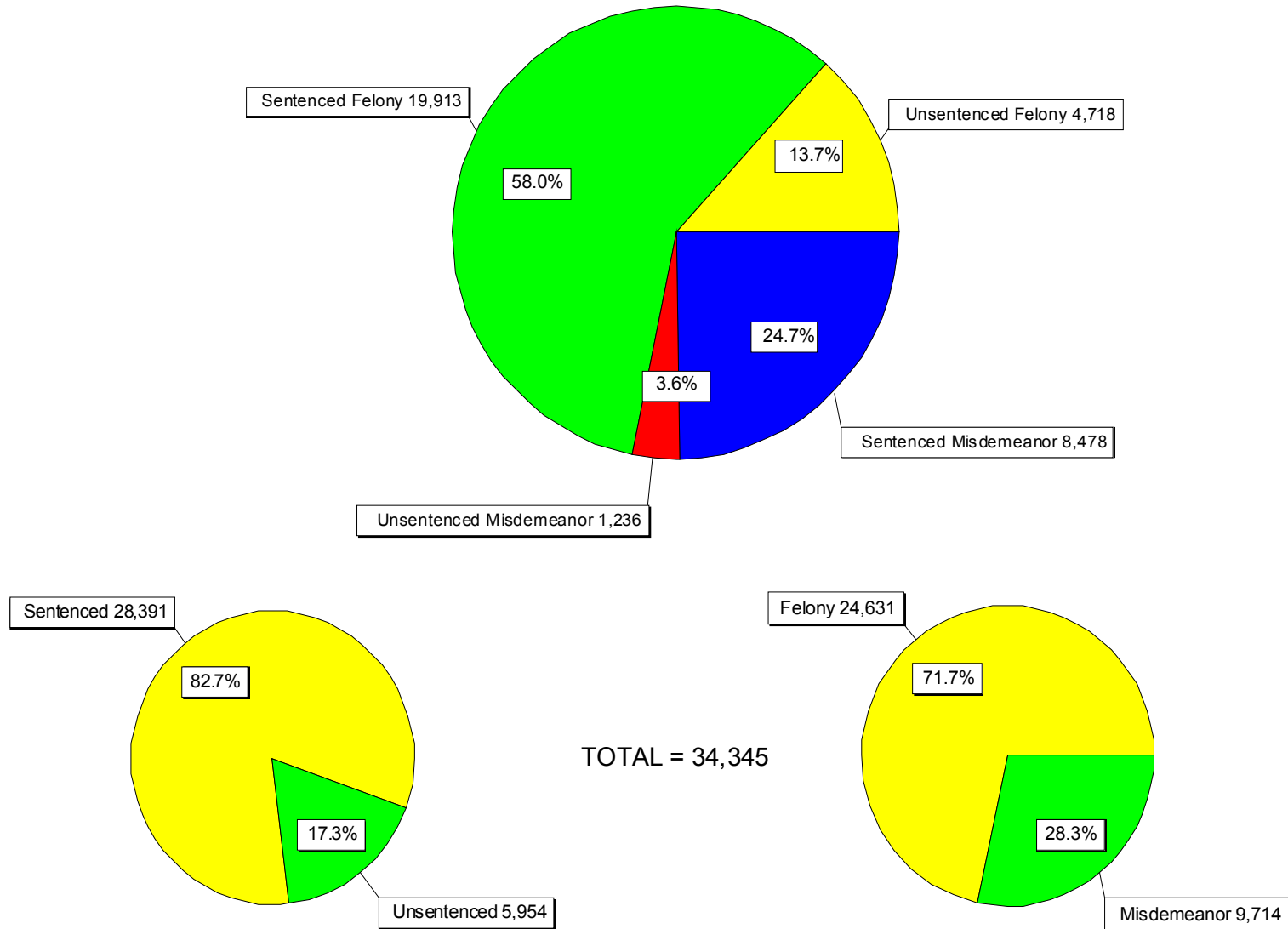
During fiscal 2000, \$12,526,479 was awarded for comprehensive corrections plans and services, and \$14,934,451 for probation residential services. Local expenditures for plans and services during FY 2000 totaled \$11,992,058 and \$14,797,487 for probation residential services.

The number of new enrollees in community corrections programs during FY 2000 was 34,345.

The OCC continued to work with local agencies to upgrade criminal justice information systems and to facilitate data sharing and the development of integrated information systems in FY 2000. This included efforts to integrate information from jails, courts, probation, service providers and local community corrections agencies. The goals are to reduce redundancy in data entry, improve the quality of the data available at local and state levels, improve communication among agencies and improve the efficiency of criminal justice decision making.

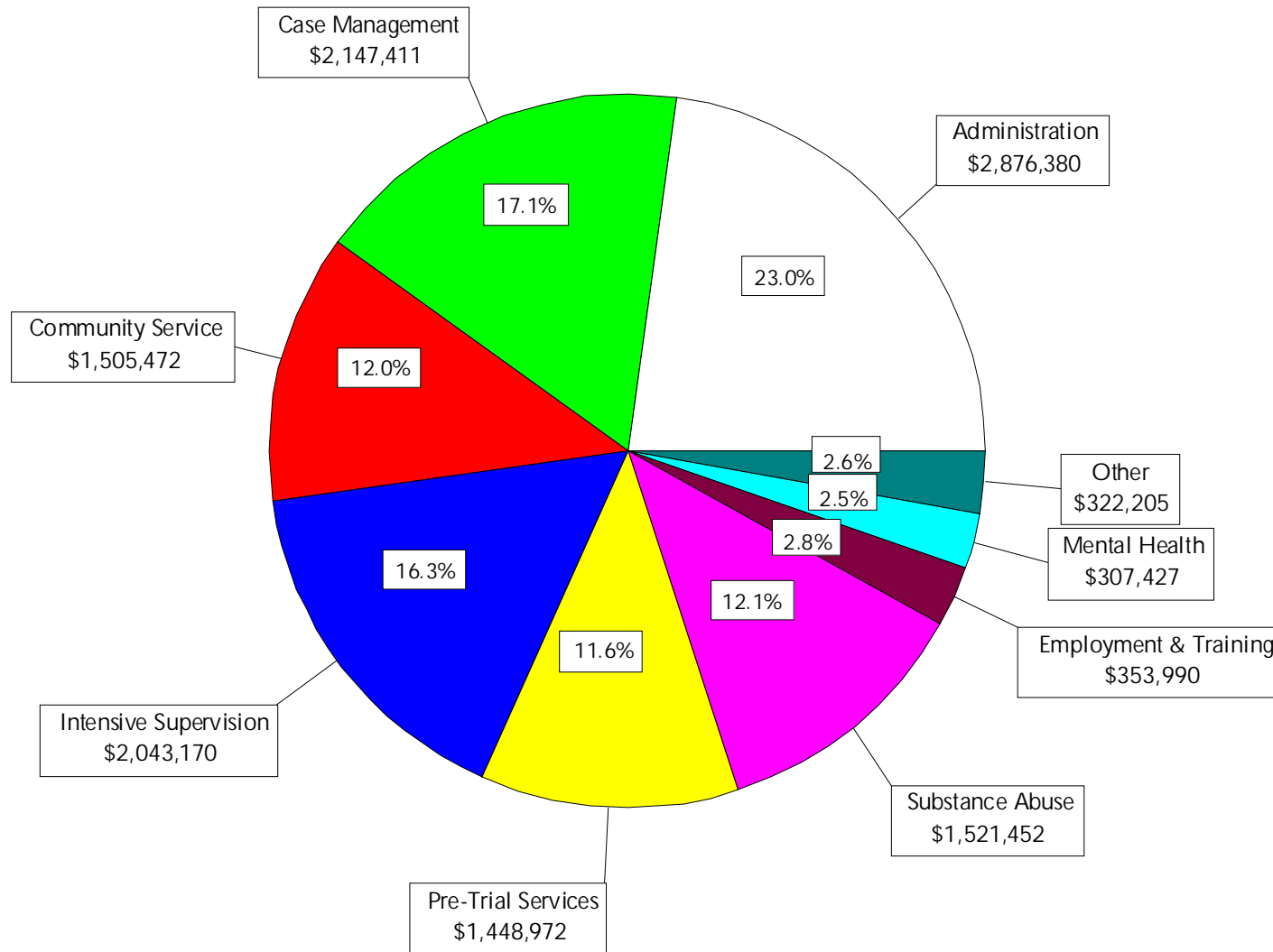
Table E15 shows the number of offenders determined eligible and enrolled in programs by crime class and legal status. Table E16 shows the award of funds by program category. Table E17 illustrates the authorized and actual utilization of probation residential services.

E14 Offenders Enrolled in P.A. 511 Community Corrections Programs in FY 2000 *By Crime Class and Legal Status at Enrollment*



SOURCE: Field Operations Administration

E15 Grants Awarded in FY 2000: \$12,526,479 *Community Corrections Comprehensive Plans and Services*



"Other" includes: (1) 24-Hour Structured [\$20,217], (2) Education [\$188,888] and (3) Other [\$113,100].

SOURCE: Field Operations Administration

E16 Probation Residential Services — FY 2000

PROGRAM	AUTHORIZED AVERAGE DAILY POPULATION	ACTUAL AVERAGE DAILY POPULATION	UTILIZATION RATE
ALLEGAN/BARRY	3	3.1	103.3%
BAY	6	5.2	86.7%
BERRIEN	18	18.1	100.6%
CALHOUN	19	19.1	100.5%
EATON	5	4.0	80.0%
GENESEE	82	82.0	100.0%
INGHAM	31	30.8	99.4%
JACKSON	15	15.5	103.3%
KALAMAZOO	83	82.7	99.6%
KENT	92	91.9	99.9%
MACOMB	26	25.5	98.1%
MARQUETTE	2	1.5	75.0%
MIDLAND	4	4.1	102.5%
MONROE	11	10.3	93.6%
MUSKEGON	41	39.7	96.8%
NORTHERN MICHIGAN	3	3.2	106.7%
NORTHWEST MICHIGAN	9	8.4	93.3%
OAKLAND	89	91.2	102.5%
OTTAWA	4	3.8	95.0%
SAGINAW	46	45.9	99.8%
ST. CLAIR	37	37.3	100.8%
ST. JOSEPH	38	37.7	99.2%
THIRTEENTH CIRCUIT CCAB	8	7.5	93.8%
THIRTY-FOURTH CIRCUIT	3	2.5	83.3%
TWENTY-SIXTH CIRCUIT	5	4.3	86.0%
VAN BUREN	8	8.3	103.8%
WASHTENAW	40	40.3	100.8%
WAYNE	217	217.1	100.0%
WEST CENTRAL U.P.	4	4.2	105.0%
TOTALS	949	945.2	99.6%

SOURCE: Field Operations Administration

This section contains data and information about a variety of Departmental programs and administrative functions, operations and services.

There are four subsections.

- *Prisoner Program, Misconduct and Litigation Statistics*
- *Bureau of Correctional Industries*
- *Health Care Services*
- *Department Expenditures and Personnel Summaries*

Prisoner Program, Misconduct and Litigation Statistics

Tables F1a, F1b, F1c, and F2 provide statistics regarding prisoner participation in the various institutional programs, library and volunteer activities, religious services, and academic and vocational programs that were available during 2000.

Table F3 shows the number and disposition of misconduct charges, by location, that were issued against prisoners in 2000.

Table F4 is a summary of the number of lawsuits filed against the Department, by category and year (1997-2000).

F1a 2000 Institutional Program Report - Average Monthly Participation

Page One of Two

Facility Code	Name	Alcoholics Anonymous	Narcotics Anonymous	Substance Abuse Programs	Self-Help Programs	Lifers	Veterans
LMF	Alger Maximum Corr Facility	9	0	4	16	0	0
	<i>Camp Cusino</i>	0	23	0	0	0	0
AMF	Baraga Maximum Corr Facility	16	0	0	0	0	0
	<i>Camp Kitwen</i>	6	0	8	0	0	0
OTF	Boyer Road Corr Facility	5	109	125	161	0	0
LRF	Earnest C. Brooks Corr Facility	438	189	177	345	3	0
DRF	Carson City Corr Facility	13	6	0	22	0	7
URF	Chippewa Corr Facility	46	63	0	14	0	12
JCS	Cooper Street Corr Facility	277	181	53	102	0	8
JCF	G. Robert Cotton Corr Facility	28	10	375	71	0	39
	<i>Camp Waterloo</i>	12	12	0	0	0	0
ACF	Florence Crane Corr Facility	91	0	58	14	0	0
	<i>Camp Branch</i>	47	0	0	0	0	0
ITF	Deerfield Corr Facility	280	209	39	186	0	45
SMN	Charles Egeler Corr Facility	36	27	424	101	36	16
ARF	Gus Harrison Corr Facility	134	401	21	100	57	42
HTF	Hiawatha Corr Facility	104	68	0	60	0	21
HVM	Huron Valley Corr Facility	8	0	29	0	0	0
	<i>Camp Brighton</i>	4	10	0	0	0	0
ICF	Ionia Maximum Corr Facility	3	0	7	0	0	0
KCF	Kinross Corr Facility	313	228	0	29	27	12
	<i>Camp Koehler</i>	26	19	53	0	0	0
LCF	Lakeland Corr Facility	204	12	58	40	49	0
MRF	Macomb Corr Facility	128	135	0	91	15	12
MBP	Marquette Branch Prison	239	110	442	0	0	0
	<i>Camp Ottawa</i>	8	8	8	0	0	0
RMI	Michigan Reformatory	34	0	539	123	0	0
MTU	Richard A. Handlon Corr Facility	61	150	68	170	0	0
STF	Mid-Michigan Corr Facility	95	82	0	10	0	14
NRF	Mound Corr Facility	104	112	0	148	118	0
MCF	Muskegon Corr Facility	600	348	102	2	34	0
NCF	Newberry Corr Facility	116	87	34	5	0	0
	<i>Camp Manistique</i>	19	4	18	12	0	0
ECF	Oaks Corr Facility	0	0	0	0	0	0
	<i>Camp Pugsley</i>	0	0	23	0	0	0
	<i>Camp Sauble</i>	10	9	2	6	0	0
OCF	Ojibway Corr Facility	43	46	0	0	0	0
SMT	Parnall Corr Facility	379	246	240	108	0	33
ATF	Parr Highway Corr Facility	160	27	40	8	0	23
SPR	Pine River Corr Facility	80	69	31	221	0	0
RCF	Riverside Corr Facility	99	2	316	124	2	0
RRF	Ryan Corr Facility	82	99	0	3	72	0
SRF	Saginaw Corr Facility	143	131	464	147	34	0
SCF	Robert Scott Corr Facility	227	283	702	61	41	0
JMF	Southern Michigan Corr Facility	39	90	134	132	0	20
SMI	SPSM - Central Complex	0	0	0	0	0	0
SMF	Standish Maximum Corr Facility	45	14	0	0	0	0
	<i>Camp Lehman</i>	90	0	28	0	0	0
SLF	St. Louis Corr Facility	20	20	12	100	34	0
KTF	Straits Corr Facility	685	82	0	68	0	12
	<i>Camp Pellston</i>	30	51	0	0	0	0
TCF	Thumb Corr Facility	85	40	312	172	68	47
	<i>Camp Tuscola</i>	0	35	40	13	0	0
MTF	West Shoreline Corr Facility	289	47	290	0	0	9
WCF	Western Wayne Corr Facility	124	151	0	0	0	0
Total		6,134	4,045	5,276	2,985	590	372

F1a 2000 Institutional Program Report - Average Monthly Participation

Page Two of Two

Facility Code	Name	Ethnic Programs			Hobby-Craft/Cards	Organized Sports	Exercise and Fitness
		Black	Hispanic	Native American			
LMF	Alger Maximum Corr Facility	0	0	0	0	504	502
	<i>Camp Cusino</i>	0	0	1	0	39	0
AMF	Baraga Maximum Corr Facility	0	0	0	0	18	492
	<i>Camp Kitwen</i>	0	0	0	0	0	43
OTF	Boyer Road Corr Facility	0	0	12	309	1,578	981
LRF	Earnest C. Brooks Corr Facility	0	0	0	217	593	382
DRF	Carson City Corr Facility	0	45	12	177	335	0
URF	Chippewa Corr Facility	0	23	0	98	281	1,284
JCS	Cooper Street Corr Facility	0	22	0	164	1,019	1,901
JCF	G. Robert Cotton Corr Facility	0	22	0	361	916	2,453
	<i>Camp Waterloo</i>	0	0	0	12	0	46
ACF	Florence Crane Corr Facility	0	0	0	11	90	973
	<i>Camp Branch</i>	0	0	0	0	0	0
ITF	Deerfield Corr Facility	0	30	0	321	312	348
SMN	Charles Egeler Corr Facility	0	26	0	229	677	920
ARF	Gus Harrison Corr Facility	0	41	25	160	253	225
HTF	Hiawatha Corr Facility	13	29	25	320	284	425
HVM	Huron Valley Corr Facility	0	0	0	0	361	559
	<i>Camp Brighton</i>	0	0	0	0	0	0
ICF	Ionia Maximum Corr Facility	0	0	0	0	9	0
KCF	Kinross Corr Facility	0	42	17	279	249	94
	<i>Camp Koehler</i>	0	0	0	0	0	97
LCF	Lakeland Corr Facility	0	0	0	257	191	50
MRF	Macomb Corr Facility	0	19	0	201	204	591
MBP	Marquette Branch Prison	0	0	0	44	925	1,488
	<i>Camp Ottawa</i>	0	0	0	0	0	37
RMI	Michigan Reformatory	0	41	0	130	279	31
MTU	Richard A. Handlon Corr Facility	4	17	0	80	205	0
STF	Mid-Michigan Corr Facility	0	13	15	270	722	2,090
NRF	Mound Corr Facility	74	69	0	95	2,510	2,447
MCF	Muskegon Corr Facility	0	0	15	269	3,505	7,355
NCF	Newberry Corr Facility	0	34	0	109	158	0
	<i>Camp Manistique</i>	0	0	0	0	0	12
ECF	Oaks Corr Facility	0	0	0	0	559	262
	<i>Camp Pugsley</i>	0	0	0	0	0	64
	<i>Camp Sauble</i>	0	0	0	11	0	127
OCF	Ojibway Corr Facility	0	0	0	0	86	0
SMT	Parnall Corr Facility	0	29	0	99	226	700
ATF	Parr Highway Corr Facility	0	22	13	117	167	0
SPR	Pine River Corr Facility	0	27	0	145	1,112	2,634
RCF	Riverside Corr Facility	0	46	0	83	131	698
RRF	Ryan Corr Facility	41	28	0	84	191	139
SRF	Saginaw Corr Facility	21	76	28	169	1,333	75
SCF	Robert Scott Corr Facility	0	0	0	168	169	132
JMF	Southern Michigan Corr Facility	17	53	29	91	340	2,040
SMI	SPSM - Central Complex	0	0	0	0	0	0
SMF	Standish Maximum Corr Facility	0	0	0	0	0	0
	<i>Camp Lehman</i>	0	0	0	11	38	0
SLF	St. Louis Corr Facility	0	34	7	28	356	356
KTF	Straits Corr Facility	0	18	21	217	198	474
	<i>Camp Pellston</i>	0	0	0	9	0	0
TCF	Thumb Corr Facility	0	77	44	295	256	47
	<i>Camp Tuscola</i>	0	0	0	26	122	2
MTF	West Shoreline Corr Facility	0	13	0	262	778	53
WCF	Western Wayne Corr Facility	0	0	0	16	37	25
Total		170	896	264	5,944	22,316	33,654

Source: Office of Program Services (Administration and Programs)

Note: Information is not included for prisoners under the supervision of the Field Operations Administration (CRP/SAI), and the private leased Michigan Youth Correctional Facility.

F1b 2000 Prisoner Library and Volunteer Activity - Average Monthly Participation

Facility Code	Name	Law Library Hours	Law Library Visits	General Library Hours	General Library Visits	Average No. of Volunteers	Average No. of Volunteer Hours
LMF	Alger Maximum Corr Facility	158	1,282	15	143	5	11
	<i>Camp Cusino</i>	0	0	23	210	9	34
AMF	Baraga Maximum Corr Facility	134	651	9	268	6	9
	<i>Camp Kitwen</i>	0	0	28	0	6	26
OTF	Boyer Road Corr Facility	161	458	130	639	109	228
LRF	Earnest C. Brooks Corr Facility	178	774	407	1,561	103	207
DRF	Carson City Corr Facility	240	1,302	141	601	72	92
URF	Chippewa Corr Facility	317	870	146	964	99	315
JCS	Cooper Street Corr Facility	145	827	145	1,130	47	128
JCF	G. Robert Cotton Corr Facility	267	1,861	135	1,064	31	94
	<i>Camp Waterloo</i>	0	0	0	0	6	20
ACF	Florence Crane Corr Facility	195	405	153	90	67	137
	<i>Camp Branch</i>	233	148	220	457	63	147
ITF	Deerfield Corr Facility	174	1,213	174	1,582	104	323
SMN	Charles Egeler Corr Facility	121	1,355	84	876	112	232
ARF	Gus Harrison Corr Facility	498	1,834	473	882	30	144
HTF	Hiawatha Corr Facility	163	533	128	1,548	29	64
HVM	Huron Valley Corr Facility	107	378	37	200	55	72
	<i>Camp Brighton</i>	0	0	0	0	40	65
ICF	Ionia Maximum Corr Facility	118	813	118	590	29	46
KCF	Kinross Corr Facility	177	1,517	188	1,015	146	594
	<i>Camp Koehler</i>	0	0	20	82	10	25
LCF	Lakeland Corr Facility	235	954	235	1,045	82	161
MRF	Macomb Corr Facility	407	994	349	1,175	30	78
MBP	Marquette Branch Prison	116	479	443	695	178	373
	<i>Camp Ottawa</i>	0	0	84	151	8	40
RMI	Michigan Reformatory	146	970	354	1,528	95	136
MTU	Richard A. Handlon Corr Facility	126	140	126	528	36	7
STF	Mid-Michigan Corr Facility	244	317	244	609	106	99
NRF	Mound Corr Facility	203	2,312	203	420	376	162
MCF	Muskegon Corr Facility	145	1,408	145	938	61	211
NCF	Newberry Corr Facility	169	256	169	1,082	31	85
	<i>Camp Manistique</i>	0	0	86	61	35	30
ECF	Oaks Corr Facility	175	561	175	390	9	67
	<i>Camp Pugsley</i>	0	0	45	70	13	49
	<i>Camp Sauble</i>	0	0	181	72	12	23
OCF	Ojibway Corr Facility	56	83	252	175	5	7
SMT	Parnall Corr Facility	132	511	58	448	94	147
ATF	Parr Highway Corr Facility	271	396	262	651	37	160
SPR	Pine River Corr Facility	250	486	281	1,280	17	24
RCF	Riverside Corr Facility	176	538	136	1,556	25	48
RRF	Ryan Corr Facility	143	918	142	564	85	125
SRF	Saginaw Corr Facility	281	1,185	337	1,179	199	341
SCF	Robert Scott Corr Facility	605	444	603	1,547	136	230
JMF	Southern Michigan Corr Facility	195	1,650	192	596	50	123
SMI	SPSM - Central Complex	208	727	208	394	26	30
SMF	Standish Maximum Corr Facility	67	1,052	16	681	29	70
	<i>Camp Lehman</i>	99	570	84	785	12	61
SLF	St. Louis Corr Facility	180	2,890	153	857	32	37
KTF	Straits Corr Facility	112	297	135	807	20	62
	<i>Camp Pellston</i>	0	0	67	121	45	90
TCF	Thumb Corr Facility	183	419	184	687	55	189
	<i>Camp Tuscola</i>	0	0	705	75	38	66
WCF	Western Wayne Corr Facility	100	216	77	224	100	500
MTF	West Shoreline Corr Facility	215	372	213	1,197	82	171
Total		8,625	37,366	9,718	36,490	3,337	7,015

Source: Office of Program Services (Administration and Programs)

Note: Information is not included for prisoners under the supervision of the Field Operations Administration (CRP/SAI), and the private leased Michigan Youth Correctional Facility.

F1c Prisoner Religious Preferences - 2000

Buddhist	129
Catholic	7,803
Church of Scientology	63
Hare Krishna	6
Jehovah Witness	304
Jewish	574
Moorish Science Temple	2,461
Muslim (Al Islam)	2,387
Nation of Islam	1,434
Native American Traditional Ways	480
Other	4,350
Protestant	15,536
Seventh Day Adventist	145

Note: Religious programming varies among the different facilities depending on population and classification levels.

Source: Office of Program Services (Administration and Programs)

F2 Institutional Education Program Statistics - Averages for 2000

Page One of Three

	Alger Maximum	Baraga Maximum	Boyer Road	Earnest C. Brooks	Carson City	Chippewa Corr.	Cooper Street	CFA Camps	G. Robert Cotton	Florence Crane	Deerfield	Charles Egeler	Richard A. Handlon	Gus Harrison	Hiawatha
ACADEMIC															
Basic Education 0-8	77	108	150	122	183	197	110	401	179	142	78	102	355	257	71
GED Preparation	16	2	16	115	63	33	66	146	122	16	57	56	36	33	55
PRE-RELEASE SKILLS	3	23		4	11	10	33	88	12	6	13	17	38	17	17
Title I - EDIA			6		28	47							60		
Special Education				9	14	10			5	2	3		16	2	
College Level										73		35			
Cell Study	90	70				49						8			
ACADEMIC TOTAL	186	203	172	250	299	346	209	635	318	239	151	218	505	309	143
VOCATIONAL															
Auto Body Repair															
Auto Mechanics													18		
Building Trades			20			21			40		28		30		25
Electronics				27											
Food Service Hosp. Manag.				9	20	20			12	11				34	
Visual Graphic Tech.										16	14	10			
Horticulture										13	15	19	15		
Custodial Maint. Tech.				29		20	34	2	11		30	33	28	24	36
Machine Tool Operation													15		
Business Ed. Technology					18					15	40				34
Optical Technology											1	7			
TV Production															
Welding													29		
VOCATIONAL TOTAL	0	0	20	65	38	61	34	2	63	55	128	69	135	58	95

F2 Institutional Education Program Statistics - Averages for 2000

Page Two of Three

	Huron Valley	Ionia Maximum	Kinross	Lakeland	Macomb	Marquette Branch Prison	Michigan Reformatory	Mid-Michigan	Mound	Muskegon	Newberry	Oaks	Ojibway	Parnall	Parr Highway
ACADEMIC															
Basic Education 0-8	94	111	125	152	260	140	292	133	207	212	416	89	52	195	150
GED Preparation	14	97	32	80	72	81	31	41	67	92	116	59	8	16	45
PRE-RELEASE SKILLS			24	11	6	50			14	52	58	4	9	38	34
Title I - EDIA							160								
Special Education	8					3	8							2	
College Level															
Cell Study	26	179	7			33	52					47			
ACADEMIC TOTAL	142	387	188	243	338	307	543	174	288	356	590	199	69	251	229
VOCATIONAL															
Auto Body Repair			17											3	
Auto Mechanics			22							27				7	
Building Trades			22	7				18							
Electronics															28
Food Service Hosp. Manag.				15	28					19					
Visual Graphic Tech.															
Horticulture	2		18	20	27			12		32				9	
Custodial Maint. Tech.	23	14	32	2	13	53	14	23	19	26	43		2	25	
Machine Tool Operation															
Business Ed. Technology				22				31							
Optical Technology															
TV Production															
Welding			19												
VOCATIONAL TOTAL	25	14	130	66	68	53	14	84	19	104	43	0	2	44	28

F2 Institutional Education Program Statistics - Averages for 2000

Page Three of Three

	Pine River	Pugsley	Riverside	Ryan	Saginaw	Robert Scott	Southern Michigan	St. Louis	Standish Max.	SPSM Central Complex	Straits	Thumb	West Shoreline	Western Wayne
ACADEMIC														
Basic Education 0-8	109	20	121	193	220	204	76	177	118	8	107	143	124	38
GED Preparation	51	4	71	77	68	20	73	55	11	1	17	13	64	17
PRE-RELEASE SKILLS	4	6	5	5	7	27	23		5		5	11	4	5
Title I - EDIA											3	34		
Special Education						7			6			4	2	
College Level						87								
Cell Study				2		5		10		27				
ACADEMIC TOTAL	164	30	197	277	295	350	172	242	140	36	132	205	194	60
VOCATIONAL														
Auto Body Repair														
Auto Mechanics						8								
Building Trades	17					4					4	27		
Electronics														
Food Service Hosp. Manag.	4			21	34	16						19		
Visual Graphic Tech.					2	11								
Horticulture	9		12		22							12		
Custodial Maint. Tech.	15			27	40	9	19	9			33	9	9	
Machine Tool Operation														
Business Ed. Technology	38					26	14						18	
Optical Technology			21			10	13							
TV Production														
Welding														
VOCATIONAL TOTAL	83	0	33	48	98	84	46	9	0	0	37	67	27	0

SOURCE: Office of Program Services (Administration and Programs).

Note: Information is not included for prisoners under the supervision of the Field Operations Administration (CRP/SAI), the private leased Michigan Youth Correctional Facility, and Michigan prisoners who were temporarily housed in Virginia.

F3 Major Misconduct Statistics: Yearly Totals – 2000

Institution	Total Cases	Total Charges	Charges Not Guilty	Percent of Charges Not Guilty	Charges Dismissed	Percent of Charges Dismissed	Total Percent Not Guilty & Dismissed
Alger Maximum	2,598	3,008	67	2.2%	170	5.7%	7.9%
Baraga Maximum	3,428	3,990	104	2.6%	110	2.8%	5.4%
Boyer Road	563	605	50	8.3%	28	4.6%	12.9%
Carson City	1,576	1,800	90	5.0%	107	5.9%	10.9%
CFA Camps	2,707	2,848	193	6.8%	93	3.3%	10.1%
Charles Egeler	1,042	1,150	119	10.3%	59	5.1%	15.5%
Chippewa	4,175	4,623	160	3.5%	144	3.1%	6.6%
Comm. Res. Programs	2,802	3,169	126	4.0%	79	2.5%	6.5%
Cooper Street	633	696	50	7.2%	27	3.9%	11.1%
Deerfield	617	666	15	2.3%	20	3.0%	5.3%
Earnest C. Brooks	1,842	1,990	134	6.7%	122	6.1%	12.9%
Florence Crane	1,009	1,123	96	8.5%	37	3.3%	11.8%
G. Robert Cotton	3,549	3,873	212	5.5%	173	4.5%	9.9%
Gus Harrison	1,733	1,936	114	5.9%	43	2.2%	8.1%
Hiawatha	669	711	26	3.7%	8	1.1%	4.8%
Huron Valley	1,563	1,779	119	6.7%	43	2.4%	9.1%
Ionia Maximum	3,226	3,629	58	1.6%	102	2.8%	4.4%
Kinross	1,098	1,205	57	4.7%	19	1.6%	6.3%
Lakeland	755	821	70	8.5%	29	3.5%	12.1%
Macomb	1,115	1,288	145	11.3%	58	4.5%	15.8%
Marquette Branch	2,398	2,693	97	3.6%	48	1.8%	5.4%
Michigan Reformatory	3,001	3,353	127	3.8%	161	4.8%	8.6%
Michigan Youth	2,939	3,640	388	10.7%	463	12.7%	23.4%
Mid-Michigan	802	869	42	4.8%	25	2.9%	7.7%
Mound	784	848	70	8.3%	26	3.1%	11.3%
Muskegon	1,857	2,066	171	8.3%	76	3.7%	12.0%
Newberry	1,901	2,077	53	2.6%	63	3.0%	5.6%
Oaks	2,257	2,484	92	3.7%	79	3.2%	6.9%
Ojibway	675	745	66	8.9%	47	6.3%	15.2%
Parnall	1,182	1,300	127	9.8%	61	4.7%	14.5%
Parr Highway	434	466	30	6.4%	9	1.9%	8.4%
Pine River	542	605	27	4.5%	17	2.8%	7.3%
Pugsley	9	13	0	0.0%	1	7.7%	7.7%
Richard A. Handlon MTU	4,445	4,980	323	6.5%	315	6.3%	12.8%
Riverside	2,959	3,241	166	5.1%	143	4.4%	9.5%
Robert Scott	1,959	2,414	161	6.7%	116	4.8%	11.5%
Ryan	931	1,063	78	7.3%	29	2.7%	10.1%
Saginaw	1,369	1,493	91	6.1%	34	2.3%	8.4%
SAI	130	138	0	0.0%	1	0.7%	0.7%
St. Louis	3,218	3,640	238	6.5%	171	4.7%	11.2%
Southern Michigan	878	994	51	5.1%	30	3.0%	8.1%
SPSM - Central Complex	1,551	1,836	70	3.8%	112	6.1%	9.9%
SPSM - R&GC	326	357	16	4.5%	20	5.6%	10.1%
Standish Maximum	1,473	1,607	64	4.0%	89	5.5%	9.5%
Straits	722	795	39	4.9%	23	2.9%	7.8%
Thumb	619	681	46	6.8%	22	3.2%	10.0%
Virginia DOC Leased Beds	27	27	0	0.0%	1	3.7%	3.7%
West Shoreline	781	821	38	4.6%	26	3.2%	7.8%
Western Wayne	809	944	60	6.4%	45	4.8%	11.1%
TOTAL	77,678	87,100	4,736	5.4%	3,724	4.3%	9.7%

Source: Corrections Management Information System (CMIS).

F4 Litigation Statistics, 1997 - 2000

CATEGORY	1997	1998	1999	2000
Access to Courts	23	10	9	10
Community Residential Programs	8	11	2	2
Conditions of Confinement	22	18	20	16
Disciplinary Process	17	34	19	20
Discrimination	8	10	0	8
Employee – Discrimination	35	62	63	44
Employee – Other	28	28	24	31
Failure to Protect – Prisoner	19	23	21	7
Failure to Protect – Public	2	1	0	1
Food	1	0	2	0
Freedom of Information Act	5	7	5	4
Harassment	52	52	36	24
Jail Facilities	4	0	1	1
Mail – Legal	6	5	4	3
Mail – Nonlegal	7	6	8	4
Medical	55	33	45	39
Miscellaneous	48	53	55	43
Parole Administrative Appeal*	938	1,011	857	322
Parole Release Process**	32	26	28	9
Parole Revocation Process	94	101	116	108
Personal Injury – Prisoner	12	11	22	3
Personal Injury – Public	4	0	1	0
Petitions for Review – APA	356	237	281	273
Prison Sites	0	0	0	0
Programming	18	11	22	18
Property	22	7	14	21
Property – Legal	2	1	1	0
Religion	25	12	14	8
Searches	0	1	0	4
Security Classification	46	36	44	38
Time Computation	54	46	48	50
Transfer	3	0	1	10
Use of Force	14	8	7	19
Use of Restraints	1	3	0	1
Visits	10	11	15	6
TOTAL LAWSUITS	1,971	1,875	1,785	1,147

SOURCE: Office of Policy and Hearings (Executive Bureau).

*This category includes all appeals of Parole Board decisions to Circuit Court under MCL 791.234(7). It includes most cases which were in the "Parole Release Process" category in earlier years.

**Most of this category is now reported in the "Parole Administrative Appeal" category.

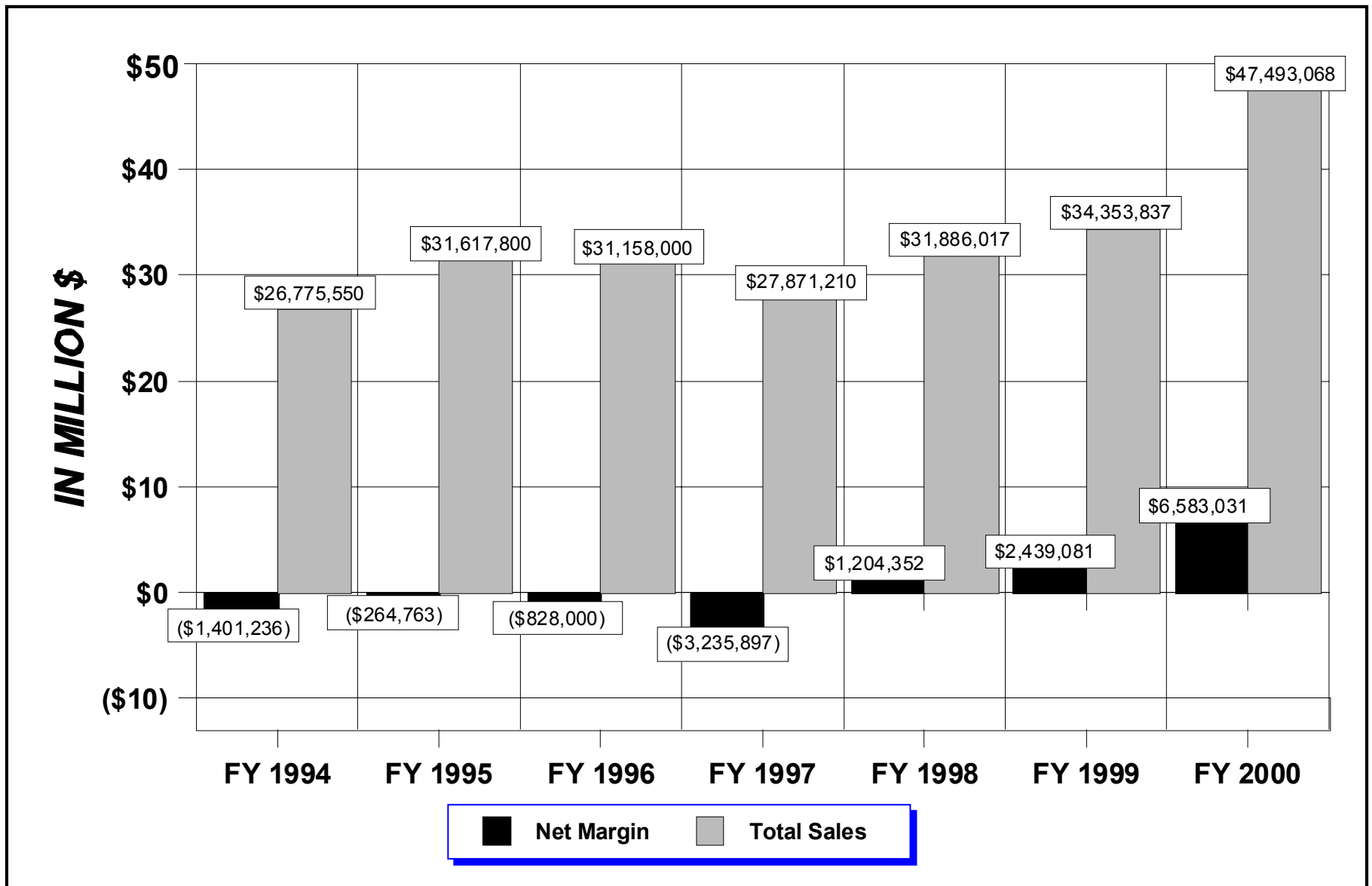
Bureau of Correctional Industries

Table F5 is a seven year history of total sales and net margin for the Bureau of Correctional Industries.

Table F6 provides more detailed information regarding total sales and net margin for factory operations, broken down by individual factory and year (FY 98/99 and FY 99/00).

Table F7 shows the hourly pay schedule for prisoners employed in correctional industries.

F5 Seven-Year History of Total Sales and Net Margin



SOURCE: Bureau of Correctional Industries (Administration and Programs).

F6 Comparison of Total Sales and Net Margins from Factory Operations (In Thousands)

FACTORY	SALES		NET MARGIN or (Loss)	
	FY 98/99	FY 99/00	FY 98/99	FY 99/00
Brooks Laundry	\$ 719	\$ 998	\$ (142)	\$ (94)
Camp Ottawa Sawmill	322	397	(242)	(291)
Carson City Garment	4,985	5,700	1,614	1,368
Carton	220	299	(79)	(48)
Chair	886	1,391	(215)	(56)
Chippewa Garment	959	1,571	246	452
Chippewa Laundry	677	831	(37)	(30)
Cushion	384	455	8	41
Data Processing	41	17	(148)	(97)
Dental Lab	178	201	(40)	(53)
Farms	3,134	3,216	(564)	(109)
Furniture Restoration	339	443	(259)	(235)
Optical Lab	165	230	(37)	7
Jackson Dairy	0	1,340	0	(320)
Jackson Laundry	1,110	1,190	178	(52)
Jackson Machine	13	15	(104)	(71)
Janitorial	1,518	2,763	234	515
Kinross Garment	2,314	4,378	673	1,564
Lakeland GIS	34	79	(55)	(109)
License/Plate	2,237	3,007	478	866
License/Tab	23	26	(39)	5
Marquette Garment	697	1,139	130	265
Mattress	2,332	2,655	346	396
Metal Furniture	2,108	4,670	291	2,151
Shoe	1,699	2,150	227	368
Sign	592	558	(56)	(52)
Textile	4,672	5,643	399	903
Thumb Laundry	1,027	1,104	157	(32)
Vinyl Products	73	122	(69)	(73)
Wood Furniture	895	905	(498)	(659)
TOTAL	\$ 34,353	\$ 47,493	\$ 2,397	\$ 6,520

SOURCE: Bureau of Correctional Industries (Administration and Programs).

NOTES: Jackson Dairy (new factory) was opened during FY 99/00.

Dollar amounts are rounded to the nearest thousand.

Negative Net Margin represents a loss.

Differences between figures in Tables F5 and F6 are due to miscellaneous revenue.

F7 Hourly Pay Schedule

INDUSTRIES HOURLY PAY SCHEDULE

CLASS	Automatic Increases		
	Start	30-Day	60-Day
	A	B	C
1. Trainee	.25	.27	.30
2. Semi-Skilled	.35	.40	.45
3. Skilled	.50	.55	.60
4. Highly Skilled	.65	.70	.75
7. Specialist	.80	.85	.90

Merit increases have been eliminated. Anyone currently at a pay rate which exceeds the maximum rate for that classification will be frozen.

SOURCE: Bureau of Correctional Industries (Administration and Programs).

Health Care Services

This section presents tables and charts regarding the cost of health care services for prisoners. The two main goals of health care services are:

- Provide cost-effective care.
- Provide quality care.

Tables and Charts F8 through F10 summarize the Department's FY 2000 health care costs for prisoners and include comparisons for previous years. Some new features have been added. The new format:

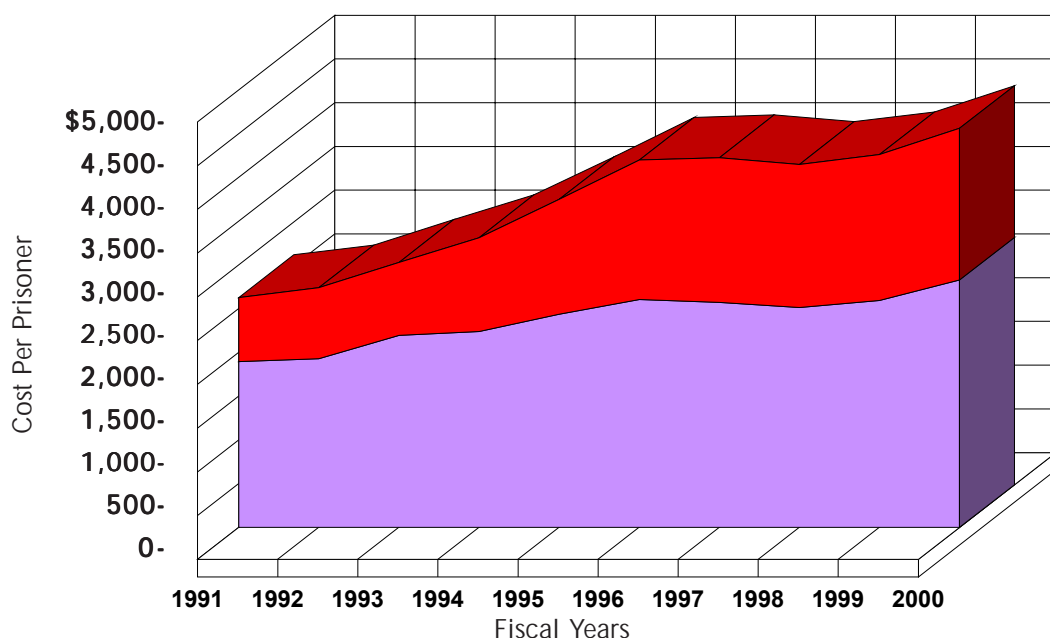
- Compares health care costs since the implementation of *managed care* to costs prior to implementation.
- Distinguishes between *medical, dental, and psychological services* health care costs that are under the direct control of the Department of Corrections versus *mental health* care costs that are under the direct control of the Department of Community Health (DCH) for prisoners with serious mental illness.
- Shows a detailed breakdown of the costs under direct control of the Department of Corrections, (i.e. excluding the DCH costs).

F8 Health Care Expenditures Profile

Fiscal Years 1991/2000

Fiscal Year	Average Population*	Annual Percent Change	Average Cost Per Prisoner			
			Medical, Dental, MDOC Psychological Services (MDPS)	MDPS Annual Percent Change	DCH ** Mental Health	TOTAL
Prior to Implementing Managed Care						
1991	35,485	---	\$1,895	---	\$732	\$2,627
1992	37,483	5.6%	1,928	1.7%	810	2,738
1993	38,785	3.5%	2,196	13.9%	834	3,030
1994	39,558	2.0%	2,240	2.0%	1,072	3,312
1995	42,787	8.2%	2,437	8.8%	1,313	3,750
1996	44,586	4.2%	2,603	6.8%	1,596	4,199
After Implementing Managed Care						
1997	44,768	0.4%	2,572	(1.2%)	1,654	4,226
1998	45,508	1.7%	2,516	(2.2%)	1,635	4,151
1999	46,030	1.1%	2,593	3.1%	1,668	4,261
2000	46,986	2.1%	2,827	9.0%	1,735	4,562

Total Average Cost Per Prisoner

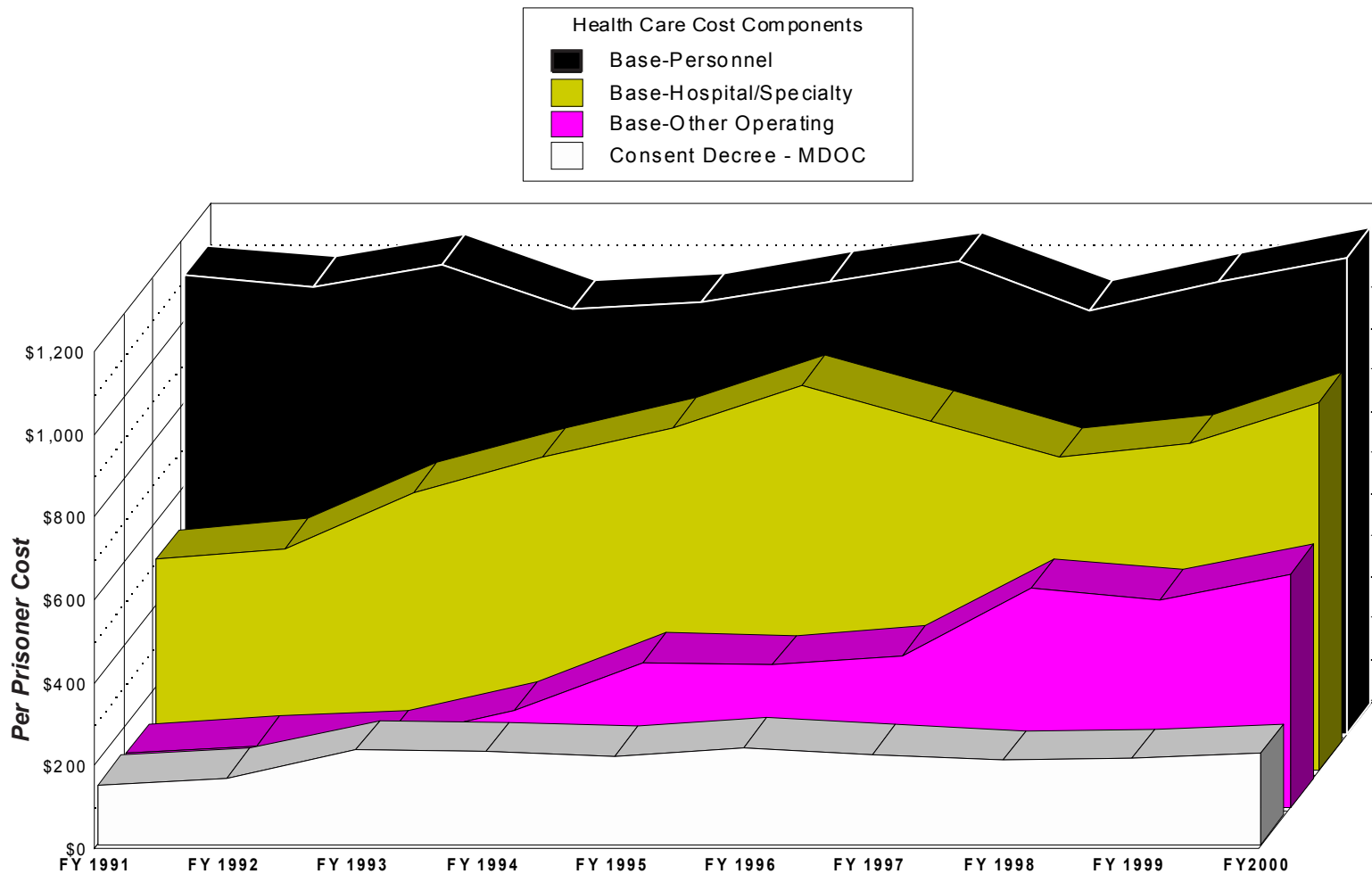


* Based on Service Population.

** Mental Health costs under direct control of the Department of Community Health (DCH) for prisoners with serious mental illness.

SOURCE: Bureau of Health Care Services (Administration and Programs).

F9 Trend of Per Prisoner Health Care Cost Components Under Direct Control of MDOC*



	Prior to Implementing Managed Care						After Implementing Managed Care			
	FY1991	FY1992	FY1993	FY1994	FY1995	FY 1996	FY1997	FY1998	FY1999	FY2000
Base-Personnel	\$1,108	\$1,081	\$1,133	\$1,025	\$1,042	\$1,092	\$1,139	\$1,022	\$1,091	\$1,151
Base-Hospital/Specialty	\$510	\$537	\$672	\$756	\$829	\$931	\$846	\$758	\$790	\$891
Base-Other Operating	\$132	\$149	\$163	\$235	\$351	\$345	\$368	\$531	\$503	\$565
Consent Decree - MDOC	\$145	\$161	\$228	\$224	\$215	\$235	\$219	\$205	\$209	\$220

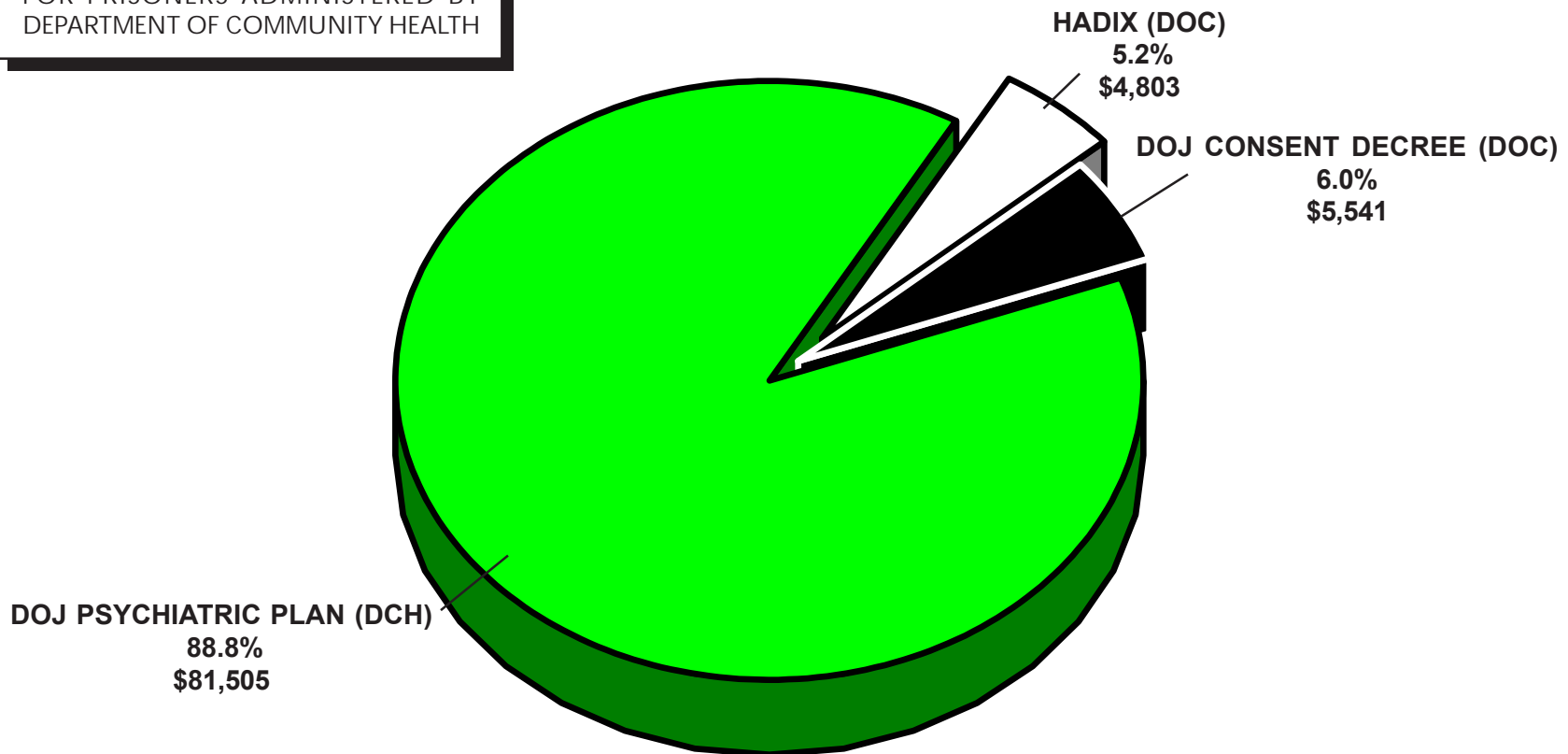
SOURCE: Bureau of Health Care Services (Administration and Programs)

*Excludes mental health costs under the direct control of the Department of Community Health.

F10 Consent Decree Health Care Expenditures - FY 1999/2000

(In Thousands)

89% OF CONSENT DECREE DOLLARS
SUPPORT MENTAL HEALTH PROGRAMS
FOR PRISONERS ADMINISTERED BY
DEPARTMENT OF COMMUNITY HEALTH



NOTE: Consent Decree Expenditures represent the cost of program improvements made pursuant to agreement with the federal court or by court order under the Consent Decrees.

FY 1999/00	HADIX (DOC)	DEPT. OF JUSTICE CONSENT DECREE (DOC)	DEPT. OF JUSTICE PSYCHIATRIC PLAN (DCH)	TOTAL FY 1999/00 EXPENDITURES
EXPENDITURES (Thousands)	\$4,803	\$5,541	\$81,505	\$91,849

Department Operations

A gray square containing a white capital letter 'F'.

Department Expenditures and Personnel Summaries

This section summarizes how the Department spent its 1999-00 fiscal year appropriations and presents statistics regarding the Department's employees.

Table F11 shows spending broken down by facilities and other Departmental operations. Table F11a is a summary chart of Department spending by function.

Tables F12 and F12a present information about the number and characteristics of Department employees by location.

F11 Actual Expenditures and Encumbrances Excluding Capital Outlay - FY 1999/2000

238

Location	Percent	Expenditures
Central Office Administration	2.15%	\$ 31,665,500
Department-Wide Costs:		
County Jail Reimbursement	0.37	5,471,000
Equipment	0.02	341,900
Inmate Legal Services Program	0.02	315,800
New Employee Training	0.96	14,118,400
Reimbursements to Counties	0.49	7,190,400
Substance Abuse Programs	1.00	14,736,500
Training Administration	0.29	4,335,600
Training Projects	0.01	111,500
Workers Compensation	1.25	18,470,700
Special Maintenance	0.12	1,712,100
Office of Community Corrections	1.92	28,307,000
Field Operations, including CRP and SAI	9.47	139,729,900
Health Care/Clinical	8.30	122,507,400
Consent Decree	6.99	103,119,900
Correctional Facilities:		
Correctional Facilities Administration	1.16	17,150,100
Alger Maximum Correctional Facility	1.46	21,587,200
Baraga Maximum Correctional Facility	1.68	24,734,200
Earnest C. Brooks Correctional Facility*	2.58	38,066,500
Carson City Correctional Facility*	2.67	39,351,200
Chippewa Correctional Facility*	2.69	39,747,400
Cooper Street Correctional Facility	1.25	18,457,800
CFA Camps	4.55	67,158,500
G. Robert Cotton Correctional Facility	2.03	29,992,300
Florence Crane Correctional Facility	1.16	17,173,500
Deerfield Correctional Facility	1.09	16,032,500
Charles Egeler Correctional Facility	1.33	19,565,300

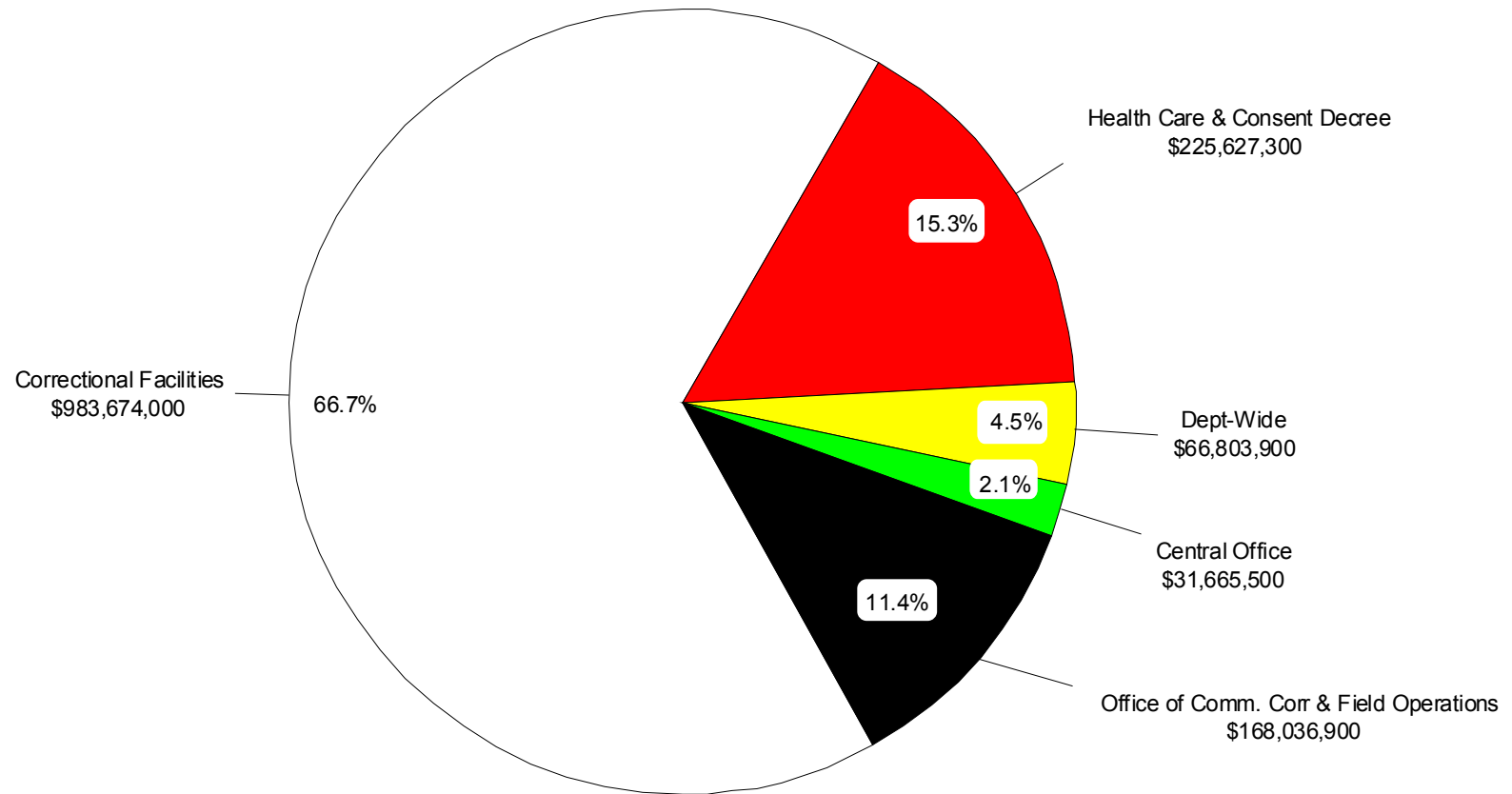
Location	Percent	Expenditures
Correctional Facilities (Cont'd.)		
Richard A. Handlon Correctional Facility	1.45%	\$21,336,900
Gus Harrison Correctional Facility*	2.56	37,740,400
Huron Valley Correctional Facility	1.42	20,911,800
Ionia Maximum Correctional Facility	1.61	23,730,500
Kinross Correctional Facility*	2.75	40,532,500
Lakeland Correctional Facility	1.40	20,724,900
Macomb Correctional Facility	1.61	23,687,400
Marquette Branch Prison	2.15	31,707,900
Michigan Reformatory	2.18	32,187,100
Michigan Youth Correctional Facility**	0.05	761,900
Mid-Michigan Correctional Facility	1.08	16,006,100
Mound Correctional Facility	1.63	23,983,200
Muskegon Correctional Facility	1.63	24,100,200
Newberry Correctional Facility	1.44	21,266,500
Oaks Correctional Facility	1.75	25,761,000
Parnall Correctional Facility	1.48	21,850,100
Pine River Correctional Facility	0.87	12,799,900
Riverside Correctional Facility	1.71	25,172,000
Ryan Correctional Facility	1.66	24,463,200
Saginaw Correctional Facility	1.66	24,499,400
Robert Scott Correctional Facility (Female)	1.60	23,559,300
Southern Michigan Correctional Facility	1.67	24,632,200
St. Louis Correctional Facility	1.31	19,324,800
Standish Maximum Correctional Facility	1.49	21,990,600
SPSM Central Complex	2.04	30,057,600
Thumb Correctional Facility	1.40	20,732,400
Western Wayne Correctional Facility	1.43	21,137,700
TOTALS	100.00%	\$1,475,807,600

* Multiple facilities consolidated into one appropriation unit.

**Private, leased institution operated by Wackenhut Corporation for prisoners under the age of 20.

SOURCE: Office of Fiscal Management (Administration and Programs).

F11a FY 1999/2000 Corrections Operating Expenditures: \$1,475,807,600



Correctional Facilities, including Health Care and Consent Decree: \$1,209,301,300 = 81.9%

SOURCE: Office of Fiscal Management (Administration and Programs).

F12 Number of Employees as of December 22, 2000

Location	Total Employees	Total Minority Employees	Total Corrections Officers*	Total Female Corrections Officers	Total Minority Corrections Officers
Alger Maximum Correctional Facility (LMF)	404	29	251	41	18
Baraga Maximum Correctional Facility (AMF)	473	20	308	31	15
Earnest C. Brooks Correctional Facility ¹ (LRF)	560	150	294	74	99
Bureau of Correctional Industries (BCI)	206	26	0	0	0
Carson City Correctional Facility ² (DRF)	585	42	330	79	24
Central Office (CO)	525	106	0	0	0
CFA Central Region Office	136	15	0	0	0
Chippewa Correctional Facility ³ (URF)	644	69	339	42	52
Cooper Street Correctional Facility (JCS)	302	65	183	36	43
G. Robert Cotton Correctional Facility (JCF)	502	87	319	62	67
Florence Crane Correctional Facility (ACF)	375	22	223	85	19
Deerfield Correctional Facility (ITF)	225	16	115	23	11
Charles Egeler Correctional Facility (SMN)	486	79	217	34	36
Field Operations Administration (FOA)	2,128	655	195	43	96
Richard A. Handlon Corr. Facility (MTU)	325	37	168	35	22
Gus Harrison Correctional Facility ⁴ (ARF)	577	71	333	66	36
Huron Valley Correctional Facility (HVM)	399	126	243	52	87
Ionia Maximum Correctional Facility (ICF)	404	48	286	35	35
Kinross Correctional Facility ⁵ (KCF)	594	79	350	38	61
Lakeland Correctional Facility (LCF)	319	22	167	29	12
Macomb Correctional Facility (MRF)	360	104	225	58	62
Marquette Branch Prison (MBP)	540	22	307	27	15
Michigan Reformatory (RMI)	454	55	246	31	43
Mid-Michigan Correctional Facility ⁶ (STF)	683	70	410	67	47
Mound Correctional Facility (NRF)	371	272	243	86	195
Muskegon Correctional Facility (MCF)	354	79	193	42	57
Newberry Correctional Facility (NCF)	398	36	239	49	30
Oaks Correctional Facility (ECF)	423	13	277	43	10
Ojibway Correctional Facility (OCF)	264	4	147	17	2
Parnall Correctional Facility (SMT)	324	61	184	41	40
Pine River Correctional Facility (SPR)	242	16	120	25	9
Pugsley Correctional Facility (MPF)	189	5	123	18	4
Riverside Correctional Facility (RCF)	520	59	318	60	43
Ryan Correctional Facility (RRF)	361	264	238	85	191
Saginaw Correctional Facility (SRF)	379	68	219	67	52
Robert Scott Correctional Facility (SCF)	347	208	193	128	147
Southern Michigan Correctional Fac. (JMF)	482	96	343	56	70
Standish Maximum Correctional Fac. (SMF)	430	21	281	48	18
SPSM - Central Complex (SMI)	681	115	499	75	80
Thumb Correctional Facility (TCF)	368	58	226	64	44
Western Wayne Correctional Facility (WCF)	295	168	170	65	120
TOTAL	18,634	3,558	9,522	1,957	2,012

Source: Office of Personnel and Labor Relations (Administration and Programs). *Includes Corrections Officers, Corrections Medical Aides, Resident Unit Officers and Work Camp Supervisors. INCLUDES: ¹West Shoreline Corr. Fac. ²Boyer Road Corr. Fac. ³Straits Corr. Fac. ⁴Parr Highway Corr. Fac. ⁵Hiawatha Corr. Fac. ⁶St. Louis Corr. Fac.

NOTE: The Camp Program is no longer reported separately because camps were annexed by nearby institutions in 1997.

F12a 2000 Corrections Officers*

INSTITUTION	MALES	FEMALES	TOTAL
Alger Maximum Correctional Facility (LMF)	210	41	251
Baraga Maximum Correctional Facility (AMF)	277	31	308
Earnest C. Brooks Correctional Facility ¹ (LRF)	220	74	294
Carson City Correctional Facility ² (DRF)	321	79	330
Chippewa Correctional Facility ³ (URF)	297	42	339
Cooper Street Correctional Facility (JCS)	147	36	183
G. Robert Cotton Correctional Facility (JCF)	257	62	319
Florence Crane Correctional Facility (ACF)	138	85	223
Deerfield Correctional Facility (ITF)	92	23	115
Charles Egeler Correctional Facility (SMN)	183	34	217
Field Operations Administration (FOA)	152	43	195
Richard A. Handlon Corr. Facility (MTU)	133	35	168
Gus Harrison Correctional Facility ⁴ (ARF)	267	66	333
Huron Valley Correctional Facility (HVM)	191	52	243
Ionia Maximum Correctional Facility (ICF)	251	35	286
Kinross Correctional Facility ⁵ (KCF)	312	38	350
Lakeland Correctional Facility (LCF)	138	29	167
Macomb Correctional Facility (MRF)	167	58	225
Marquette Branch Prison (MBP)	280	27	307
Michigan Reformatory (RMI)	215	31	246
Mid-Michigan Correctional Facility ⁶ (STF)	343	67	410
Mound Correctional Facility (NRF)	157	86	243
Muskegon Correctional Facility (MCF)	151	42	193
Newberry Correctional Facility (NCF)	190	49	239
Oaks Correctional Facility (ECF)	234	43	277
Ojibway Correctional Facility (OCF)	130	17	147
Parnall Correctional Facility (SMT)	143	41	184
Pine River Correctional Facility (SPR)	95	25	120
Pugsley Correctional Facility (MPF)	105	18	123
Riverside Correctional Facility (RCF)	258	60	318
Ryan Correctional Facility (RRF)	153	85	238
Saginaw Correctional Facility (SRF)	152	67	219
Robert Scott Correctional Facility (SCF)	65	128	193
Southern Michigan Correctional Fac. (JMF)	287	56	343
Standish Maximum Correctional Fac. (SMF)	233	48	281
SPSM - Central Complex (SMI)	424	75	499
Thumb Correctional Facility (TCF)	162	64	226
Western Wayne Correctional Facility (WCF)	105	65	170
TOTAL	7,565	1,957	9,522

Source: Office of Personnel and Labor Relations (Administration and Programs). *Includes Corrections Officers, Corrections Medical Aides, Resident Unit Officers and Work Camp Supervisors. INCLUDES: ¹West Shoreline Corr. Fac. ²Boyer Road Corr. Fac. ³Straits Corr. Fac. ⁴Parr Highway Corr. Fac. ⁵Hiawatha Corr. Fac. ⁶St. Louis Corr. Fac. NOTE: The Camp Program is no longer reported separately because camps were annexed by nearby institutions in 1997.

