

---

**MICHIGAN DEPARTMENT OF CORRECTIONS**  
**2004 STATISTICAL REPORT**

Jennifer M. Granholm, Governor

---

Patricia L. Caruso, Director  
Michigan Department of Corrections

---



---

# 2004 STATISTICAL REPORT

## INTRODUCTION

Since the 2000 edition of the MDOC Statistical Report, bound paper copies have no longer been produced and distributed. Instead, these annual statistical reports are published only on the official MDOC web site on the Internet. The MDOC home page web address is <http://www.michigan.gov/corrections>, and the Statistical Reports are located under the *Publications & Information* link.

The crime breakdowns in the core tables of the first three sections of the 2004 report — regarding felony court dispositions, prison intake and prison population — are all based on the longer 10-character offense codes, as was first shown in the 1999 report. They are also sorted by offense code rather than by crime frequency or maximum term. Since the new sort order keeps sequential offense codes together, similar crimes that have identical maximum penalties are no longer consolidated. This new level of detail provides much richer information than in the past.

However, the additional detail also makes the crime tables much longer; and the reader must be careful to watch for related offense codes when attempting to examine the data for a particular type of crime. For example, several separate offense codes now appear for the crime of first degree criminal sexual conduct (750.520B--) in each crime table because each

code represents a specific characteristic of the offense.

Summary narrative reflecting on the Department's observations about what the data show has again been kept to a minimum, as the Department now produces a separate *Annual Report* for that purpose.

### **Section Overview**

This report is divided into six major sections (A-F).

- Section A, *Court Dispositions*, contains data on statewide felony court dispositions — broken down by offense, sentencing jurisdiction, and type of disposition.
- Section B, *Prison Commitments*, provides data on prison intake — the number and characteristics of new prisoners received into the Department's institutions and camps.
- Section C, *Prisoner Population*, presents descriptions of Michigan's correctional facilities and statistics regarding the characteristics of the prisoner population.
- Section D, *Parole Board*, summarizes data on offender movement to parole and Parole Board activity and decisions, and examines the parole outcomes of offenders who paroled in 2000.
- Section E, *Field Operations Administration*, contains data and information regarding the community supervision programs and functions of the Department's Field Operations Administration (FOA). Section E has four subsections:
  - *Probation and Parole Supervision*
  - *Special Alternative Incarceration Program - Effective June 2004, this program is administered by the Correctional Facilities Administration with Cooper Street Correctional Facility serving administratively as parent institution*
  - *Community Residential Programs (CRP)*
  - *Office of Community Corrections (OCC)*
- Section F, *Department Operations*, contains data and information about a variety of Department programs and administrative functions/operations. Section F contains the following subsections:
  - *Prisoner Program, Misconduct and Litigation Statistics*
  - *Bureau of Correctional Industries*
  - *Health Care Services*
  - *Department Expenditures and Personnel Summaries*



---

# Table of Contents

INTRODUCTION .....	i
TABLE OF CONTENTS.....	iii
DEPARTMENT ORGANIZATIONAL CHART .....	vi
<b>A. COURT DISPOSITIONS.....</b>	<b>A - 1</b>
A    Statewide Prison Commitment Rates, 1990 - 2004 .....	A - 2
<b>2004 Criminal Court Dispositions (Offenders) by FOA Region and Circuit Number</b>	
A1    — All Offenses .....	A - 3
A1a   — Non-Assaultive Offenses.....	A - 4
A1b   — Drug Offenses .....	A - 5
A1c   — Assaultive Offenses .....	A - 6
<b>2004 Criminal Court Dispositions by Offense and Type of Disposition</b>	
A2    — All Offenses .....	A - 7
A2a   — Non-Assaultive Offenses.....	A - 28
A2b   — Drug Offenses.....	A - 40
A2c   — Assaultive Offenses .....	A - 43
<b>B. PRISON COMMITMENTS .....</b>	<b>B - 1</b>
B1a   Annual Prison Intake, 1990 - 2004 .....	B - 2
B1b   Reported Index Crimes and Prison Intake, 1997 - 2004 .....	B - 3
B1c   Total Prisoner Population, Prison Commitments, and Michigan Census, 1945 - 2004 .....	B - 4
<b>2004 Commitments by Minimum Term Distribution for Men and Women</b>	
B2    — All Offenses .....	B - 5
B2a   — Non-Assaultive Offenses.....	B - 23
B2b   — Drug Offenses.....	B - 31
B2c   — Assaultive Offenses .....	B - 34
<b>2004 Commitments by Minimum Term Distribution for Women</b>	
B3    — All Offenses .....	B - 42
B4a   Commitments by Age for Men, 1995 - 2004.....	B - 49
B4b   Commitments by Age, Race and Gender as of December 2004.....	B - 49
B5a   Commitments by Race for Men, 1988 - 2004 .....	B - 50
B5b   Total 2004 Commitments by Race and Gender.....	B - 51
B6    2004 Prison Commitments by Type .....	B - 52
B7    2004 Prisoner Intake by Major Crime Types.....	B - 53
<b>C. PRISONER POPULATION .....</b>	<b>C - 1</b>
...    Map of Prison and Camp Facilities by Region as of December 31, 2004 .....	C - 2
...    Descriptions of Institutions—December 31, 2004 .....	C - 3
C      Net Operating Capacity by Security Level (Institutions & Camps) as of December 31, 2004.....	C - 16
Ca    Year-End Prison Population (Institutions and Camps), 1990 - 2004 .....	C - 17

---

## C. PRISONER POPULATION CONT'D.

### 2004 Prisoner Population by Minimum Term Distribution for Men and Women

C1	— All Offenses .....	C - 18
C1a	— Non-Assaultive Offenses .....	C - 42
C1b	— Drug Offenses .....	C - 53
C1c	— Assaultive Offenses .....	C - 56

### 2004 Prisoner Population by Minimum Term Distribution, Female Totals Only

C2	— All Offenses .....	C - 66
----	----------------------	--------

### Age Breakdown of Prisoner Population by Location as of December 2004

C3a	— Total Prisoner Population .....	C - 76
C3b	— White Prisoner Population .....	C - 79
C3c	— Non-White Prisoner Population .....	C - 82
C4	2004 Prisoner Movement Summary: Institutions and Camps Only .....	C - 85
C5	Escapes From Secure DOC Custody, 1999 - 2004 .....	C - 86

## D. PAROLE BOARD ..... D - 1

D	Annual Movements to Parole, 1990 - 2004 .....	D - 2
D1	Parole Board Activity, 1985 - 2004 .....	D - 3
D1a	2004 Parole Board Action .....	D - 4
D2	Parole Outcomes of Offenders Who Paroled in 2000 by Offense Group as of 2004.....	D - 5
D2a	2000 Parolees Returned with New Sentences (PVNS) During Parole Term as of 2004 .....	D - 6

## E. FIELD OPERATIONS ADMINISTRATION ..... E - 1

...	Map—Field Operations Administration Regions and Areas as of December 31, 2004 .....	E - 2
-----	---	-------

### PROBATION AND PAROLE SUPERVISION ..... E - 3

E1	Violations of Parole Supervision 1995 - 2004 .....	E - 4
E2	2004 Personnel and Funds Distribution .....	E - 5
E3	2004 Work Distribution.....	E - 6
E4	Total Number of Pre-Sentence Investigations 1995 - 2004 .....	E - 7
E5	Average Number of Parolees Supervised 1995 - 2004 .....	E - 8
E6	Average Number of Probationers Supervised 1995 - 2004.....	E - 9

### SPECIAL ALTERNATIVE INCARCERATION PROGRAM (SAI)..... E - 11

E7a	2004 SAI <i>Prisoner</i> Intake by Offense.....	E - 12
E7b	2004 SAI <i>Probationer</i> Intake by Offense .....	E - 14
E8	Comparison of SAI <i>Probationer</i> Intake by Field Operations 2002 - 2004 .....	E - 16
E9a	SAI Phase I <i>Prisoner</i> Program Performance 2002 - 2004 .....	E - 17
E9b	SAI Phase I <i>Probationer</i> Program Performance 2002 - 2004 .....	E - 17
E9c	Table—SAI Phase I <i>Prisoner</i> Post-Program Performance 1992 - 2004 .....	E - 18
E9d	Chart—SAI Phase I <i>Prisoner</i> Post-Program Performance 1992 - 2004 .....	E - 18

---

## **E. FIELD OPERATIONS ADMINISTRATION CONT'D.**

<b>COMMUNITY RESIDENTIAL PROGRAMS (CRP).....</b>	<b>E - 19</b>
E10 Year-End Prisoner Population: Community Residential Programs, 1995 - 2004 .....	E - 20
E11 2004 Prisoner Movement Summary: Community Residential Programs.....	E - 21
E12 End-of-Year Electronic Monitoring Population, 1999 - 2004.....	E - 22
E13 Zero Tolerance Escape Policy - Community Residential Programs 1993 - 2004.....	E - 23
<b>OFFICE OF COMMUNITY CORRECTIONS (OCC) .....</b>	<b>E - 25</b>
E14 Offenders Enrolled in P.A. 511 Community Corrections Programs in FY 2004 .....	E - 26
E15 Grants Awarded in FY 2004.....	E - 27
E16 2004 Probation Residential Services .....	E - 28

## **F. DEPARTMENT OPERATIONS.....F - 1**

<b>PRISONER PROGRAM, MISCONDUCT AND LITIGATION STATISTICS.....</b>	<b>F - 3</b>
F1b 2004 Prisoner Library and Volunteer Activity - Average Monthly Participation .....	F - 4
F1c 2004 Prisoner Religious Preferences .....	F - 6
F2 Institutional Education Program Statistics - Averages for 2004 .....	F - 7
F3 2004 Major Misconduct Totals .....	F - 10
F4 Litigation Statistics, 2001 - 2004 .....	F - 11
<b>BUREAU OF CORRECTIONAL INDUSTRIES .....</b>	<b>F - 13</b>
F5 Seven-Year History of Total Sales and Net Margin, FY 1998 - FY 2004.....	F - 14
F6 Comparison of Total Sales and Net Margins From Factory Operations FY 2003 - FY 2004.....	F - 15
F7 2004 Hourly Pay Schedule .....	F - 16
<b>HEALTH CARE SERVICES.....</b>	<b>F - 17</b>
F8 Health Care Expenditures Profile, FY 1995 - FY 2004 .....	F - 18
F9 Trend of Per Prisoner Health Care Cost Components, FY 1995 - FY 2004 .....	F - 19
F10 Consent Decree Health Care Expenditures FY 2003 - FY 2004 .....	F - 20
<b>DEPARTMENT EXPENDITURES AND PERSONNEL SUMMARIES .....</b>	<b>F - 21</b>
F11 Actual Expenditures and Encumbrances Excluding Capital Outlay - FY 2004 .....	F - 22
F11a FY 2004 Corrections Operating Expenditures .....	F - 23
F12 Number of Employees as of December 31, 2004.....	F - 24
F12a Corrections Officers as of December 31, 2004 .....	F - 25

# MICHIGAN DEPARTMENT OF CORRECTIONS

*As of December 31, 2004*

***Jennifer Granholm, Governor***

## DIRECTOR

Patricia L. Caruso

**OFFICE OF AUDIT,  
INTERNAL AFFAIRS & LITIGATION**  
Administrator

Jeffrey Baumann

## ADMINISTRATION & PROGRAMS

Deputy Director

Barry McLemore

## FIELD OPERATIONS

Deputy Director

Joan Yukins

## CORRECTIONAL FACILITIES

Deputy Director

Dennis Straub

## POLICY & STRATEGIC PLANNING

Deputy Director

Dennis Schrantz

## EXECUTIVE BUREAU

Executive Assistant

Heidi Washington

## BUREAU OF HUMAN RESOURCES

Administrator

Gary Manns



# Court Dispositions

## A

This section contains data on statewide felony court dispositions — broken down by offense, sentencing jurisdiction and type of disposition. Offenders may have committed multiple offenses that the felony courts handle as a single court disposition or sentencing event. Both offender-based data and offense-based data have distinct uses that are not interchangeable, therefore, offender-based data is presented in Tables A and A1 through A1c and offense-based data is presented in Tables A2 through A2c.

Tables A and A1 through A1c aggregate multiple offenses and/or disposition (sentencing) dates into offenders. In other words, offenders with multiple offenses and/or multiple dispositions, from the same sentencing county, were reported as follows:

- Offenses/Dispositions for the same offender that occurred three or more months apart were reported as separate disposition events. (It is possible that these separate events were combination events, as discussed in the next bullet.)
- Offenses/Dispositions for the same offender that occurred less than three months apart were aggregated together into one disposition event using the following sequence in order to report the most severe details for the disposition event:
  - The most severe disposition was reported (e.g., a disposition to prison was reported over a disposition to jail).

- If the dispositions were of equal severity, then the disposition with the longest minimum term was reported.

- If the dispositions and minimum terms were of equal severity, then the disposition with the longest maximum term was reported. (Minimum term is used as the first severity tie-breaker, since it represents the minimum penalty imposed by the judge based on the mitigating/aggravating facts of the offender's current criminal activity, whereas the maximum term represents the Legislature's statutory limitations on judicial discretion for the current criminal activity.)

Table A shows the statewide prison commitment rates of offenders for 2004 and the previous fourteen years. Table A no longer provides separate prison commitment rates for offenses involving mandatory sentences to prison and offenses that do not involve mandatory sentences to prison, as 2004 is the first full year of prison commitments since PA 665 of 2002 repealed mandatory minimum prison terms for drug offenses.

Table A1 shows the 2004 court dispositions of offenders broken down by disposition type and by sentencing county circuit within each of the three Field Operations Administration (FOA) regions. Tables A1a through A1c show the information in Table

A1 broken down by major crime categories (i.e., non-assaultive, drug and assaultive offenses). The A1 series of tables are based on offenders, so multiple offenses/dispositions for the same offender are aggregated and reported per the above sequence.

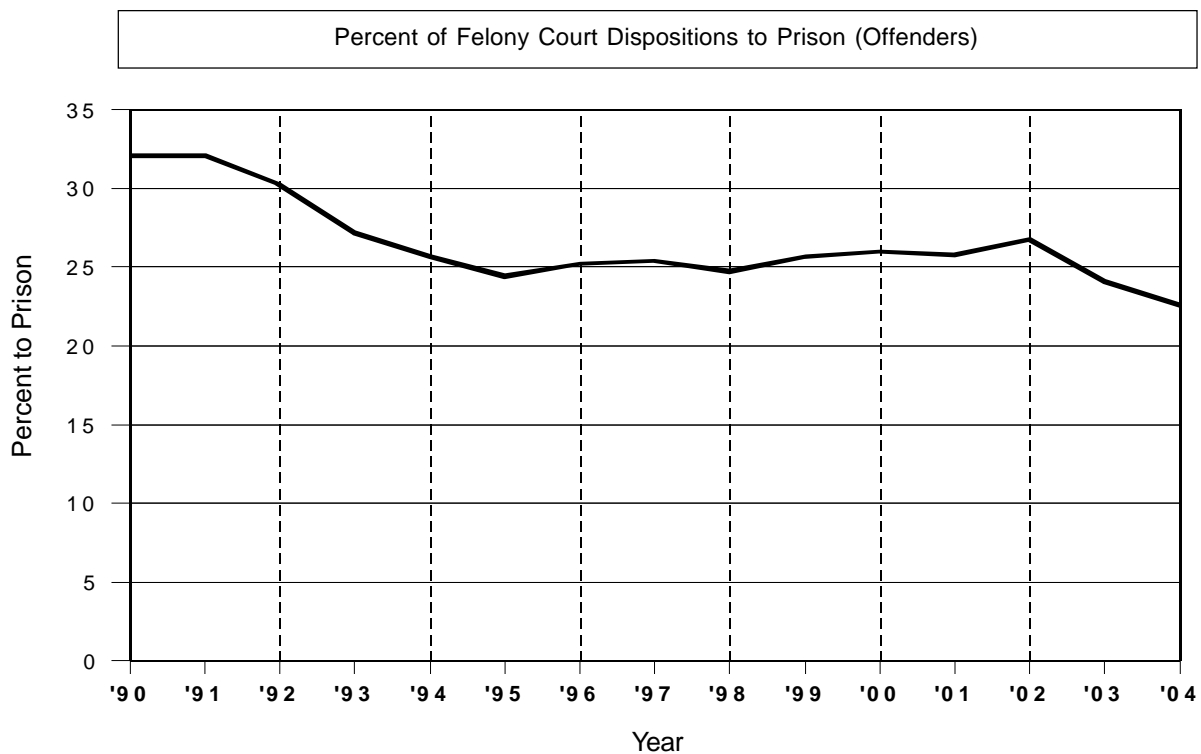
Table A2 shows the 2004 court dispositions of offenses broken down by disposition type and offense. Tables A2a through A2c show the information in Table A2 broken down by major crime categories (i.e., non-assaultive, drug and assaultive offenses). The A2 series of tables are based on all offenses, so multiple offenses/dispositions for the same offender are reported individually by offense.

The crimes in the A2 series of tables are sorted by Michigan Compiled Law (MCL) numbers and Prosecuting Attorney's Coordinating Council (PACC) codes (the sort order used since 1999). Since this sort order keeps related codes together, similar crimes that have identical maximum penalties are not consolidated. This level of detail provides much richer information, but the reader must be careful to watch for related codes when attempting to examine the frequency and disposition pattern for a particular type of crime. For example, several separate offense codes appear for the crime of first degree criminal sexual conduct (750.520B-- ) because each code represents a specific characteristic of the offense.

# A Statewide Prison Commitment Rates

Calendar Years 1990 - 2004

Year	Total Felony Dispositions (Offenders)	Percent Total Felony Dispositions to Prison
1990	36,783	32.1
1991	37,051	32.1
1992	39,041	30.2
1993	38,634	27.2
1994	37,823	25.7
1995	38,805	24.4
1996	38,749	25.2
1997	39,340	25.4
1998	40,016	24.7
1999	38,178	25.7
2000	38,359	26.0
2001	41,835	25.8
2002	45,147	26.8
2003	47,229	24.1
2004	48,263	22.6



SOURCE: Basic Information Reports (BIR).

# A1 2004 Criminal Court Dispositions (Offenders) by FOA Region and Circuit Number — All Offenses

	Total	Prison	Pro-bation*	Jail/ Prob.	Jail/ Fine**	Percents			
						Prison	Pro-bation*	Jail/ Prob.	Jail/ Fine**
<b>STATE TOTALS</b>	<b>48,263</b>	<b>10,901</b>	<b>14,049</b>	<b>14,260</b>	<b>9,053</b>	<b>22.6</b>	<b>29.1</b>	<b>29.5</b>	<b>18.8</b>
<b>FOA REGION I (03 Wayne) TOTALS</b>	<b>13,186</b>	<b>2,693</b>	<b>5,727</b>	<b>2,737</b>	<b>2,029</b>	<b>20.4</b>	<b>43.4</b>	<b>20.8</b>	<b>15.4</b>
<b>FOA REGION II TOTALS</b>	<b>17,373</b>	<b>4,074</b>	<b>4,693</b>	<b>5,483</b>	<b>3,123</b>	<b>23.5</b>	<b>27.0</b>	<b>31.6</b>	<b>18.0</b>
1 Hillsdale	123	54	3	64	2	43.9	2.4	52.0	1.6
6 Oakland	5,202	1,198	1,348	1,422	1,234	23.0	25.9	27.3	23.7
7 Genesee	1,922	584	743	577	18	30.4	38.7	30.0	0.9
10 Saginaw	1,140	348	370	255	167	30.5	32.5	22.4	14.6
16 Macomb	3,191	505	1,297	636	753	15.8	40.6	19.9	23.6
18 Bay	451	104	108	173	66	23.1	23.9	38.4	14.6
21 Isabella	447	71	36	260	80	15.9	8.1	58.2	17.9
22 Washtenaw	1,038	243	398	152	245	23.4	38.3	14.6	23.6
24 Sanilac	86	21	1	47	17	24.4	1.2	54.7	19.8
29 Clinton, Gratiot	285	90		132	63	31.6		46.3	22.1
31 St. Clair	808	180	95	359	174	22.3	11.8	44.4	21.5
35 Shiawassee	212	55	24	124	9	25.9	11.3	58.5	4.2
38 Monroe	627	154	7	366	100	24.6	1.1	58.4	15.9
39 Lenawee	312	88	27	195	2	28.2	8.7	62.5	0.6
40 Lapeer	252	55	11	131	55	21.8	4.4	52.0	21.8
42 Midland	262	55	37	158	12	21.0	14.1	60.3	4.6
44 Livingston	541	160	104	208	69	29.6	19.2	38.4	12.8
52 Huron	38	7	1	21	9	18.4	2.6	55.3	23.7
54 Tuscola	243	62	36	113	32	25.5	14.8	46.5	13.2
55 Clare, Gladwin	193	40	47	90	16	20.7	24.4	46.6	8.3
<b>FOA REGION III TOTALS</b>	<b>17,704</b>	<b>4,134</b>	<b>3,629</b>	<b>6,040</b>	<b>3,901</b>	<b>23.4</b>	<b>20.5</b>	<b>34.1</b>	<b>22.0</b>
2 Berrien	999	197	201	328	273	19.7	20.1	32.8	27.3
4 Jackson	924	307	126	283	208	33.2	13.6	30.6	22.5
5 Barry	264	55	39	156	14	20.8	14.8	59.1	5.3
8 Ionia, Montcalm	437	148	80	160	49	33.9	18.3	36.6	11.2
9 Kalamazoo g	1,779	261	906	117	495	14.7	50.9	6.6	27.8
11 Alger, Luce, Schoolcraft	100	35	1	25	39	35.0	1.0	25.0	39.0
12 Baraga, Houghton, Keweenaw	78	20	9	41	8	25.6	11.5	52.6	10.3
13 Antrim, Grand Traverse, Leelanau	391	170	6	179	36	43.5	1.5	45.8	9.2
14 Muskegon	1,092	381	48	544	119	34.9	4.4	49.8	10.9
15 Branch	200	37	4	105	54	18.5	2.0	52.5	27.0
17 Kent	3,070	766	1,024	533	747	25.0	33.4	17.4	24.3
19 Benzie, Manistee	121	46	37	38		38.0	30.6	31.4	
20 Ottawa	856	105	282	230	239	12.3	32.9	26.9	27.9
23 Iosco, Oscoda	127	19	2	97	9	15.0	1.6	76.4	7.1
25 Marquette	148	26	44	73	5	17.6	29.7	49.3	3.4
26 Alpena, Alcona, Montmorency, Presque Isle	291	58	69	129	35	19.9	23.7	44.3	12.0
27 Newago, Oceana	366	63	21	204	78	17.2	5.7	55.7	21.3
28 Missaukee, Wexford	220	77	7	126	10	35.0	3.2	57.3	4.5
30 Ingham	1,220	234	99	546	341	19.2	8.1	44.8	28.0
32 Gogebic, Ontonagon	57	14	6	28	9	24.6	10.5	49.1	15.8
33 Charlevoix	82	21		46	15	25.6		56.1	18.3
34 Roscommon, Arenac, Ogemaw	281	53	33	163	32	18.9	11.7	58.0	11.4
36 VanBuren	485	70	70	182	163	14.4	14.4	37.5	33.6
37 Calhoun	1,058	259	280	199	320	24.5	26.5	18.8	30.2
41 Dickinson, Iron, Menominee	229	54	15	122	38	23.6	6.6	53.3	16.6
43 Cass	267	65	26	99	77	24.3	9.7	37.1	28.8
45 St. Joseph	318	59	6	117	136	18.6	1.9	36.8	42.8
46 Otsego, Kalkaska, Crawford	262	81	11	150	20	30.9	4.2	57.3	7.6
47 Delta	156	15	17	79	45	9.6	10.9	50.6	28.8
48 Allegan	445	141	57	162	85	31.7	12.8	36.4	19.1
49 Mecosta, Osceola	274	67	16	181	10	24.5	5.8	66.1	3.6
50 Mackinac, Chippewa	210	47	28	56	79	22.4	13.3	26.7	37.6
51 Lake, Mason	209	57		148	4	27.3		70.8	1.9
53 Cheboygan	148	25	32	67	24	16.9	21.6	45.3	16.2
56 Eaton	408	65	25	233	85	15.9	6.1	57.1	20.8
57 Emmet	132	36	2	94		27.3	1.5	71.2	

Source: Basic Information Reports (BIR). \*Includes Delayed and Suspended Sentences and HYTA Probation. \*\*Includes Restitution and Costs.

# A1a 2004 Criminal Court Dispositions (Offenders) by FOA Region and Circuit Number — Non-Assaultive Offenses

	Total	Prison	Pro-bation*	Jail/Prob.	Jail/Fine**	Percents			
						Prison	Pro-bation*	Jail/Prob.	Jail/Fine**
<b>STATE TOTALS</b>	<b>24,373</b>	<b>4,756</b>	<b>7,374</b>	<b>7,676</b>	<b>4,567</b>	<b>19.5</b>	<b>30.3</b>	<b>31.5</b>	<b>18.7</b>
<b>FOA REGION I (03 Wayne) TOTALS</b>	<b>6,738</b>	<b>1,174</b>	<b>3,138</b>	<b>1,327</b>	<b>1,099</b>	<b>17.4</b>	<b>46.6</b>	<b>19.7</b>	<b>16.3</b>
<b>FOA REGION II TOTALS</b>	<b>8,699</b>	<b>1,762</b>	<b>2,370</b>	<b>2,965</b>	<b>1,602</b>	<b>20.3</b>	<b>27.2</b>	<b>34.1</b>	<b>18.4</b>
1 Hillsdale	76	35		40	1	46.1		52.6	1.3
6 Oakland	2,686	498	755	738	695	18.5	28.1	27.5	25.9
7 Genesee	985	237	418	319	11	24.1	42.4	32.4	1.1
10 Saginaw	565	155	195	145	70	27.4	34.5	25.7	12.4
16 Macomb	1,271	180	496	275	320	14.2	39.0	21.6	25.2
18 Bay	217	45	59	82	31	20.7	27.2	37.8	14.3
21 Isabella	207	32	11	128	36	15.5	5.3	61.8	17.4
22 Washtenaw	518	102	211	84	121	19.7	40.7	16.2	23.4
24 Sanilac	45	11	1	23	10	24.4	2.2	51.1	22.2
29 Clinton, Gratiot	177	56		86	35	31.6		48.6	19.8
31 St. Clair	433	66	44	227	96	15.2	10.2	52.4	22.2
35 Shiawassee	135	25	17	87	6	18.5	12.6	64.4	4.4
38 Monroe	301	63	5	190	43	20.9	1.7	63.1	14.3
39 Lenawee	155	48	14	92	1	31.0	9.0	59.4	0.6
40 Lapeer	176	31	7	99	39	17.6	4.0	56.3	22.2
42 Midland	149	31	25	84	9	20.8	16.8	56.4	6.0
44 Livingston	293	90	53	108	42	30.7	18.1	36.9	14.3
52 Huron	23	3		15	5	13.0		65.2	21.7
54 Tuscola	157	34	21	80	22	21.7	13.4	51.0	14.0
55 Clare, Gladwin	130	20	38	63	9	15.4	29.2	48.5	6.9
<b>FOA REGION III TOTALS</b>	<b>8,936</b>	<b>1,820</b>	<b>1,866</b>	<b>3,384</b>	<b>1,866</b>	<b>20.4</b>	<b>20.9</b>	<b>37.9</b>	<b>20.9</b>
2 Berrien	460	77	120	159	104	16.7	26.1	34.6	22.6
4 Jackson	478	149	76	152	101	31.2	15.9	31.8	21.1
5 Barry	120	27	14	69	10	22.5	11.7	57.5	8.3
8 Ionia, Montcalm	241	80	42	91	28	33.2	17.4	37.8	11.6
9 Kalamazoo	788	103	407	54	224	13.1	51.6	6.9	28.4
11 Alger, Luce, Schoolcraft	51	15	1	15	20	29.4	2.0	29.4	39.2
12 Baraga, Houghton, Keweenaw	53	9	7	34	3	17.0	13.2	64.2	5.7
13 Antrim, Grand Traverse, Leelanau	249	100	5	125	19	40.2	2.0	50.2	7.6
14 Muskegon	509	162	31	263	53	31.8	6.1	51.7	10.4
15 Branch	111	21		55	35	18.9		49.5	31.5
17 Kent	1,462	302	522	291	347	20.7	35.7	19.9	23.7
19 Benzie, Manistee	69	25	23	21		36.2	33.3	30.4	
20 Ottawa	470	41	158	142	129	8.7	33.6	30.2	27.4
23 Iosco, Oscoda	87	13	1	66	7	14.9	1.1	75.9	8.0
25 Marquette	84	16	25	40	3	19.0	29.8	47.6	3.6
26 Alpena, Alcona, Montmorency, Presque Isle	161	30	36	69	26	18.6	22.4	42.9	16.1
27 Newago, Oceana	211	31	8	129	43	14.7	3.8	61.1	20.4
28 Missaukee, Wexford	133	43	6	78	6	32.3	4.5	58.6	4.5
30 Ingham	692	100	64	333	195	14.5	9.2	48.1	28.2
32 Gogebic, Ontonagon	28	6	4	15	3	21.4	14.3	53.6	10.7
33 Charlevoix	46	14		24	8	30.4		52.2	17.4
34 Roscommon, Arenac, Ogemaw	157	29	21	88	19	18.5	13.4	56.1	12.1
36 VanBuren	225	27	40	80	78	12.0	17.8	35.6	34.7
37 Calhoun	425	88	131	97	109	20.7	30.8	22.8	25.6
41 Dickinson, Iron, Menominee	139	26	12	82	19	18.7	8.6	59.0	13.7
43 Cass	116	15	12	52	37	12.9	10.3	44.8	31.9
45 St. Joseph	146	20	2	64	60	13.7	1.4	43.8	41.1
46 Otsego, Kalkaska, Crawford	148	38	6	94	10	25.7	4.1	63.5	6.8
47 Delta	92	5	10	60	17	5.4	10.9	65.2	18.5
48 Allegan	192	53	24	76	39	27.6	12.5	39.6	20.3
49 Mecosta, Osceola	152	34	10	103	5	22.4	6.6	67.8	3.3
50 Mackinac, Chippewa	101	29	15	21	36	28.7	14.9	20.8	35.6
51 Lake, Mason	133	36		95	2	27.1		71.4	1.5
53 Cheboygan	80	10	19	37	14	12.5	23.8	46.3	17.5
56 Eaton	262	29	13	163	57	11.1	5.0	62.2	21.8
57 Emmet	65	17	1	47		26.2	1.5	72.3	

Source: Basic Information Reports (BIR). \*Includes Delayed and Suspended Sentences and HYTA Probation. \*\*Includes Restitution and Costs.

# A1b 2004 Criminal Court Dispositions (Offenders) by FOA Region and Circuit Number — Drug Offenses

	Total	Prison	Pro-bation*	Jail/ Prob.	Jail/ Fine**	Percents			
						Prison	Pro-bation*	Jail/ Prob.	Jail/ Fine**
<b>STATE TOTALS</b>	<b>12,731</b>	<b>1,739</b>	<b>4,516</b>	<b>3,648</b>	<b>2,828</b>	<b>13.7</b>	<b>35.5</b>	<b>28.7</b>	<b>22.2</b>
<b>FOA REGION I (03 Wayne) TOTALS</b>	<b>3,685</b>	<b>369</b>	<b>1,730</b>	<b>909</b>	<b>677</b>	<b>10.0</b>	<b>46.9</b>	<b>24.7</b>	<b>18.4</b>
<b>FOA REGION II TOTALS</b>	<b>4,584</b>	<b>670</b>	<b>1,602</b>	<b>1,343</b>	<b>969</b>	<b>14.6</b>	<b>34.9</b>	<b>29.3</b>	<b>21.1</b>
1 Hillsdale	28	11	2	14	1	39.3	7.1	50.0	3.6
6 Oakland	1,340	217	375	394	354	16.2	28.0	29.4	26.4
7 Genesee	474	105	242	124	3	22.2	51.1	26.2	0.6
10 Saginaw	240	56	97	38	49	23.3	40.4	15.8	20.4
16 Macomb	1,250	81	624	204	341	6.5	49.9	16.3	27.3
18 Bay	98	6	33	49	10	6.1	33.7	50.0	10.2
21 Isabella	152	15	15	97	25	9.9	9.9	63.8	16.4
22 Washtenaw	223	34	112	21	56	15.2	50.2	9.4	25.1
24 Sanilac	21	3		14	4	14.3		66.7	19.0
29 Clinton, Gratiot	46	10		20	16	21.7		43.5	34.8
31 St. Clair	189	41	35	66	47	21.7	18.5	34.9	24.9
35 Shiawassee	23	6	2	13	2	26.1	8.7	56.5	8.7
38 Monroe	199	42	1	124	32	21.1	0.5	62.3	16.1
39 Lenawee	57	7	8	41	1	12.3	14.0	71.9	1.8
40 Lapeer	27	6	2	12	7	22.2	7.4	44.4	25.9
42 Midland	38	4	7	27		10.5	18.4	71.1	
44 Livingston	125	15	34	62	14	12.0	27.2	49.6	11.2
52 Huron	3		1	1	1		33.3	33.3	33.3
54 Tuscola	26	3	7	13	3	11.5	26.9	50.0	11.5
55 Clare, Gladwin	25	8	5	9	3	32.0	20.0	36.0	12.0
<b>FOA REGION III TOTALS</b>	<b>4,462</b>	<b>700</b>	<b>1,184</b>	<b>1,396</b>	<b>1,182</b>	<b>15.7</b>	<b>26.5</b>	<b>31.3</b>	<b>26.5</b>
2 Berrien	290	34	57	88	111	11.7	19.7	30.3	38.3
4 Jackson	249	63	35	83	68	25.3	14.1	33.3	27.3
5 Barry	94	12	21	59	2	12.8	22.3	62.8	2.1
8 Ionia, Montcalm	74	19	21	27	7	25.7	28.4	36.5	9.5
9 Kalamazoo	600	44	358	25	173	7.3	59.7	4.2	28.8
11 Alger, Luce, Schoolcraft	12	1		4	7	8.3		33.3	58.3
12 Baraga, Houghton, Keweenaw	5		1	4			20.0	80.0	
13 Antrim, Grand Traverse, Leelanau	63	24		31	8	38.1		49.2	12.7
14 Muskegon	287	87	9	153	38	30.3	3.1	53.3	13.2
15 Branch	40	3	2	27	8	7.5	5.0	67.5	20.0
17 Kent	862	149	345	103	265	17.3	40.0	11.9	30.7
19 Benzie, Manistee	20	3	8	9		15.0	40.0	45.0	
20 Ottawa	169	9	75	32	53	5.3	44.4	18.9	31.4
23 Iosco, Oscoda	29	2		25	2	6.9		86.2	6.9
25 Marquette	37		17	20			45.9	54.1	
26 Alpena, Alcona, Montmorency, Presque Isle	67	10	17	35	5	14.9	25.4	52.2	7.5
27 Newago, Oceana	65	9	8	29	19	13.8	12.3	44.6	29.2
28 Missaukee, Wexford	43	9		30	4	20.9		69.8	9.3
30 Ingham	245	34	24	106	81	13.9	9.8	43.3	33.1
32 Gogebic, Ontonagon	14	2	1	8	3	14.3	7.1	57.1	21.4
33 Charlevoix	21	1		16	4	4.8		76.2	19.0
34 Roscommon, Arenac, Ogemaw	65	7	8	44	6	10.8	12.3	67.7	9.2
36 VanBuren	148	14	17	66	51	9.5	11.5	44.6	34.5
37 Calhoun	283	44	87	39	113	15.5	30.7	13.8	39.9
41 Dickinson, Iron, Menominee	37	8	3	19	7	21.6	8.1	51.4	18.9
43 Cass	81	20	11	31	19	24.7	13.6	38.3	23.5
45 St. Joseph	88	14	4	29	41	15.9	4.5	33.0	46.6
46 Otsego, Kalkaska, Crawford	47	6	4	33	4	12.8	8.5	70.2	8.5
47 Delta	38		5	12	21		13.2	31.6	55.3
48 Allegan	124	35	22	43	24	28.2	17.7	34.7	19.4
49 Mecosta, Osceola	53	13	3	35	2	24.5	5.7	66.0	3.8
50 Mackinac, Chippewa	47	3	10	18	16	6.4	21.3	38.3	34.0
51 Lake, Mason	21	2		18	1	9.5		85.7	4.8
53 Cheboygan	45	5	8	25	7	11.1	17.8	55.6	15.6
56 Eaton	63	9	3	39	12	14.3	4.8	61.9	19.0
57 Emmet	36	5		31		13.9		86.1	

Source: Basic Information Reports (BIR). \*Includes Delayed and Suspended Sentences and HYTA Probation. \*\*Includes Restitution and Costs.

# A1c 2004 Criminal Court Dispositions (Offenders) by FOA Region and Circuit Number — Assaultive Offenses

	Total	Prison	Pro-bation*	Jail/ Prob.	Jail/ Fine**	Percents			
						Prison	Pro-bation*	Jail/ Prob.	Jail/ Fine**
<b>STATE TOTALS</b>	<b>11,159</b>	<b>4,406</b>	<b>2,159</b>	<b>2,936</b>	<b>1,658</b>	<b>39.5</b>	<b>19.3</b>	<b>26.3</b>	<b>14.9</b>
<b>FOA REGION I (03 Wayne) TOTALS</b>	<b>2,763</b>	<b>1,150</b>	<b>859</b>	<b>501</b>	<b>253</b>	<b>41.6</b>	<b>31.1</b>	<b>18.1</b>	<b>9.2</b>
<b>FOA REGION II TOTALS</b>	<b>4,090</b>	<b>1,642</b>	<b>721</b>	<b>1,175</b>	<b>552</b>	<b>40.1</b>	<b>17.6</b>	<b>28.7</b>	<b>13.5</b>
1 Hillsdale	19	8	1	10		42.1	5.3	52.6	
6 Oakland	1,176	483	218	290	185	41.1	18.5	24.7	15.7
7 Genesee	463	242	83	134	4	52.3	17.9	28.9	0.9
10 Saginaw	335	137	78	72	48	40.9	23.3	21.5	14.3
16 Macomb	670	244	177	157	92	36.4	26.4	23.4	13.7
18 Bay	136	53	16	42	25	39.0	11.8	30.9	18.4
21 Isabella	88	24	10	35	19	27.3	11.4	39.8	21.6
22 Washtenaw	297	107	75	47	68	36.0	25.3	15.8	22.9
24 Sanilac	20	7		10	3	35.0		50.0	15.0
29 Clinton, Gratiot	62	24		26	12	38.7		41.9	19.4
31 St. Clair	186	73	16	66	31	39.2	8.6	35.5	16.7
35 Shiawassee	54	24	5	24	1	44.4	9.3	44.4	1.9
38 Monroe	127	49	1	52	25	38.6	0.8	40.9	19.7
39 Lenawee	100	33	5	62		33.0	5.0	62.0	
40 Lapeer	49	18	2	20	9	36.7	4.1	40.8	18.4
42 Midland	75	20	5	47	3	26.7	6.7	62.7	4.0
44 Livingston	123	55	17	38	13	44.7	13.8	30.9	10.6
52 Huron	12	4		5	3	33.3		41.7	25.0
54 Tuscola	60	25	8	20	7	41.7	13.3	33.3	11.7
55 Clare, Gladwin	38	12	4	18	4	31.6	10.5	47.4	10.5
<b>FOA REGION III TOTALS</b>	<b>4,306</b>	<b>1,614</b>	<b>579</b>	<b>1,260</b>	<b>853</b>	<b>37.5</b>	<b>13.4</b>	<b>29.3</b>	<b>19.8</b>
2 Berrien	249	86	24	81	58	34.5	9.6	32.5	23.3
4 Jackson	197	95	15	48	39	48.2	7.6	24.4	19.8
5 Barry	50	16	4	28	2	32.0	8.0	56.0	4.0
8 Ionia, Montcalm	122	49	17	42	14	40.2	13.9	34.4	11.5
9 Kalamazoo	391	114	141	38	98	29.2	36.1	9.7	25.1
11 Alger, Luce, Schoolcraft	37	19		6	12	51.4		16.2	32.4
12 Baraga, Houghton, Keweenaw	20	11	1	3	5	55.0	5.0	15.0	25.0
13 Antrim, Grand Traverse, Leelanau	79	46	1	23	9	58.2	1.3	29.1	11.4
14 Muskegon	296	132	8	128	28	44.6	2.7	43.2	9.5
15 Branch	49	13	2	23	11	26.5	4.1	46.9	22.4
17 Kent	746	315	157	139	135	42.2	21.0	18.6	18.1
19 Benzie, Manistee	32	18	6	8		56.3	18.8	25.0	
20 Ottawa	217	55	49	56	57	25.3	22.6	25.8	26.3
23 Iosco, Oscoda	11	4	1	6		36.4	9.1	54.5	
25 Marquette	27	10	2	13	2	37.0	7.4	48.1	7.4
26 Alpena, Alcona, Montmorency, Presque Isle	63	18	16	25	4	28.6	25.4	39.7	6.3
27 Newago, Oceana	90	23	5	46	16	25.6	5.6	51.1	17.8
28 Missaukee, Wexford	44	25	1	18		56.8	2.3	40.9	
30 Ingham	283	100	11	107	65	35.3	3.9	37.8	23.0
32 Gogebic, Ontonagon	15	6	1	5	3	40.0	6.7	33.3	20.0
33 Charlevoix	15	6		6	3	40.0		40.0	20.0
34 Roscommon, Arenac, Ogemaw	59	17	4	31	7	28.8	6.8	52.5	11.9
36 VanBuren	112	29	13	36	34	25.9	11.6	32.1	30.4
37 Calhoun	350	127	62	63	98	36.3	17.7	18.0	28.0
41 Dickinson, Iron, Menominee	53	20		21	12	37.7		39.6	22.6
43 Cass	70	30	3	16	21	42.9	4.3	22.9	30.0
45 St. Joseph	84	25		24	35	29.8		28.6	41.7
46 Otsego, Kalkaska, Crawford	67	37	1	23	6	55.2	1.5	34.3	9.0
47 Delta	26	10	2	7	7	38.5	7.7	26.9	26.9
48 Allegan	129	53	11	43	22	41.1	8.5	33.3	17.1
49 Mecosta, Osceola	69	20	3	43	3	29.0	4.3	62.3	4.3
50 Mackinac, Chippewa	62	15	3	17	27	24.2	4.8	27.4	43.5
51 Lake, Mason	55	19		35	1	34.5		63.6	1.8
53 Cheboygan	23	10	5	5	3	43.5	21.7	21.7	13.0
56 Eaton	83	27	9	31	16	32.5	10.8	37.3	19.3
57 Emmet	31	14	1	16		45.2	3.2	51.6	

Source: Basic Information Reports (BIR). \*Includes Delayed and Suspended Sentences and HYTA Probation. \*\*Includes Restitution and Costs.

# A2 2004 Criminal Court Dispositions by Offense and Type of Disposition — All Offenses

Page One of Twenty-one

Compiled Laws	Offense	VIOLATIONS ATTEMPTS Max. Penalty	
28.2931	State ID Card - False Application	5	
	ATTEMPTS		
28.2951A	State ID Card - Alter/Forged Use To	4	
	Commit Felony	ATTEMPTS	
28.425B3	Weapons - Handgun False Info	4	
	CCW Permit	ATTEMPTS	
28.7291A	Sex Offender - Fail to Register	4	
	ATTEMPTS		
28.7291B	Sex Offender - Fail to Register	7	
	2nd Offense	ATTEMPTS	
28.7291C	Sex Offender - Fail to Register	10	
	3rd or Subs Offense	ATTEMPTS	
168.932E	Election Law - Absentee Ballot	5	
	Tamper	ATTEMPTS	
168.932F	Election Law - Absentee Ballot	5	
	Possess	ATTEMPTS	
168.933	Election Law - Swear Falsely	5	
	Under Oath	ATTEMPTS	
205.27	Taxes - Defraud/Evade Payment of	15	
	ATTEMPTS		
205.271A	Taxes - Fail to File/False Return	5	
	ATTEMPTS		
205.271B	Taxes - Aid & Abet Evasion	5	
	ATTEMPTS		
205.273	Taxes - False Return/Perjury	15	
	ATTEMPTS		
205.4282	Tobacco Products Tax Act Violations	5	
	Felony	ATTEMPTS	
205.4282A	Tobacco Products Tax Act - Sell w/o	5	
	Tax Stamp	ATTEMPTS	
257.233A6	Odometer Tampering	5	
	ATTEMPTS		
257.254	MV Code - Intent to Pass False	10	
	Title	ATTEMPTS	
257.257	License Documents/Plates Forgery	5	
	ATTEMPTS		
257.2572	License Documents/Plates Forgery	7	
	2nd Offense	ATTEMPTS	
257.3107A	Operator's License - Forged w/Int Commit	10	
	Crime Max >10yrs.	ATTEMPTS	
257.3107B	Operator's License - Forged w/Int Commit	5	
	Crime Max Betw 6mos. & 10yrs.	ATTEMPTS	
257.3108	Operator's License - Poss Forged w/Int Del	5	
	ATTEMPTS		
257.3109	Operator's License - Poss 2 or More	5	
	ATTEMPTS		
257.3291	Insurance Certificates - Poss/Sale of	15	
	Stolen/Counterfeit	ATTEMPTS	
257.602A2	Peace Officer - Fleeing/Vehicle	2	
	Code - 4th Degree	ATTEMPTS	

Total 57,166 9,608	DISPOSITIONS			
	Prison 16,614 771	Probation 27,168 6,195	Jail* 10,071 1,833	Other** 3,313 809
9		6	1	2
1			1	
6		5	1	
1		1		
1			1	
233	41	101	89	2
81	4	42	34	1
7	1	3	3	
1		1		
3		3		
1			1	
13		13		
1		1		
1			1	
5		5		
3		3		
1		1		
3		1	2	
3		2	1	
1		1		
2		2		
1		1		
50	8	25	12	5
7	1	4	2	
34	4	21	8	1
23		13	5	5
1			1	
12	2	5	4	1
7	1	5	1	
1			1	
4		3		1
4	1	3		
1			1	
8		5	1	2
2		2		
384	58	198	119	9

**NOTE: Be sure to check for related offense codes when examining a particular type of crime. They may or may not be in sequential order or even on the same page.**

# A2 2004 Criminal Court Dispositions by Offense and Type of Disposition — All Offenses

Page Two of Twenty-one

		VIOLATIONS ATTEMPTS	
Compiled Laws	Offense	Max. Penalty	
257.602A3	Peace Officer - Fleeing/Vehicle Code - 2nd Offense	ATTEMPTS	5
257.602A3A	Peace Officer - Fleeing/Vehicle Code - 3rd Degree	ATTEMPTS	5
257.602A4A	Peace Officer - Fleeing/Vehicle Code - 2nd Degree	ATTEMPTS	10
257.602A5	Peace Officer - Fleeing/Vehicle Code - 1st Degree	ATTEMPTS	15
257.617	Fail to Stop at Accident - Serious Impairment/Death Rslt	ATTEMPTS	5
257.6173	Fail to Stop at Accident - At Fault Rslt Death	ATTEMPTS	15
257.6251	Operate - Addict or Intox	ATTEMPTS	5
257.62510C	Operating - OWI - 3rd Offense	ATTEMPTS	5
257.6254	Operating - Under the Influence Causing Death	ATTEMPTS	15
257.6254A	Operating - Under the Influence Causing Death	ATTEMPTS	15
257.6255A	Operating - Under the Influence Cause Serious Injury	ATTEMPTS	5
257.6256	Operating - OUIL/Per Se 3rd (Felony)	ATTEMPTS	5
257.6256D	Operating - OUIL/Per Se/OWI - 3rd Offense	ATTEMPTS	5
257.6257A2	Operating OUIL/Occupant <16, 2nd Offense	ATTEMPTS	5
257.626C	Felonious Driving	ATTEMPTS	2
257.653A3	Emergency Vehicle - Careless Passing Injury Resulting	ATTEMPTS	2
257.903	Motor Vehicle Code - False Certification	ATTEMPTS	5
257.9044	Operate - License Suspend/Revoked Cause Death	ATTEMPTS	15
257.9045	Operate - License Suspend/Revoked Cause Serious Injury	ATTEMPTS	5
257.9047A	Operate - Allow Suspend/Revoked to Operate	ATTEMPTS	2
257.9047B	Operate - Allow Suspend/Revoked to Operate Causing Death	ATTEMPTS	5
287.3232	Animals, Dangerous Causing Serious Injury	ATTEMPTS	4
287.7441	Animal Industries Act - Felony Violations	ATTEMPTS	5
289.51072	Food Law - Felony Violations	ATTEMPTS	4
324.20139	Hazardous Subs - Knowing Release/False Statement	ATTEMPTS	2

Total 57,166 9,608	DISPOSITIONS			
	Prison 16,614 771	Probation 27,168 6,195	Jail* 10,071 1,833	Other** 3,313 809
13	3	8	2	
1		1		
807	242	405	137	23
54	4	29	19	2
36	24	6	6	
3		2	1	
2	2			
57	20	32	5	
2		1	1	
11	10	1		
7	2	4		1
75	5	65	5	
1		1		
47	36	8	3	
4	2	2		
2		2		
147	45	95	7	
6		6		
22	1	5	16	
3,261	810	2,130	319	2
2		2		
85	11	67	7	
32	6	25	1	
1		1		
47	6	24	17	
11		9	2	
10	9	1		
21	15	5	1	
1		1		
1		1		
2		1	1	
4		4		
1		1		
1		1		

**NOTE: Be sure to check for related offense codes when examining a particular type of crime. They may or may not be in sequential order or even on the same page.**



# A2 2004 Criminal Court Dispositions by Offense and Type of Disposition — All Offenses

Page Three of Twenty-one

Compiled Laws	Offense	VIOLETIONS ATTEMPTS Max. Penalty
324.4011811	Wildlife Conservation - Buy/Sell Protected Species	4 ATTEMPTS
324.801764	Marine Safety - OUIL Cause Death	15 ATTEMPTS
324.801765	Marine Safety, OUIL Cause Serious Injury	5 ATTEMPTS
324.811348	ORV - OUIL Cause Serious Injury	5 ATTEMPTS
324.82126C1	Snowmobiles - Operate Cause Serious Inj/Death	2 ATTEMPTS
333.16294	Health Prof - Unauthorized Practice Felony	4 ATTEMPTS
333.17766C1	Ephedrine/Pseudoephedrine Poss >12g	2 ATTEMPTS
333.5210	AIDS - Sexual Penetration with Uninformed Partner	4 ATTEMPTS
333.73413	Controlled Sub - Imitation Mfg. or Distribution	2 ATTEMPTS
333.7401	Controlled Sub - Mfg, Del, Poss	LIFE ATTEMPTS
333.74012A	Controlled Sub - Mfg, Del, Poss (Narcotic or Cocaine)	LIFE ATTEMPTS
333.74012A1	Controlled Sub - Mfg, Del, Poss - 1,000 or More Grams	LIFE ATTEMPTS
333.74012A2	Controlled Sub - Mfg, Del, Poss 450-999g	30 ATTEMPTS
333.74012A3	Controlled Sub - Mfg, Del, Poss 50-449g	20 ATTEMPTS
333.74012A4	Controlled Sub - Mfg, Del, Poss <50 Grams	20 ATTEMPTS
333.74012B	Contr. Sub - Mfg, Del, Poss, Sch 1-3, Methamphetamine	20 ATTEMPTS
333.74012B1	Controlled Sub - Mfg, Del, Poss Methamphetamine	20 ATTEMPTS
333.74012B-A	Contr. Sub, Mfg, Del, Poss (Sch 1,2,3 ex Marij & Cocaine)	7 ATTEMPTS
333.74012B-B	Contr. Sub - Mfg, Del, Poss (Subs add Sch 1,2,3 by Rule)	7 ATTEMPTS
333.74012C	Contr. Sub - Mfg, Del, Poss, Sch 4, or Added by Rule	4 ATTEMPTS
333.74012C-A	Controlled Sub, Mfg, Del, Poss, (Sch 4)	4 ATTEMPTS
333.74012C-B	Controlled Sub, Mfg, Del, Poss, (Sch 4 Added by Rule)	4 ATTEMPTS
333.74012D	Controlled Sub - Mfg, Del, Poss Sch 5	2 ATTEMPTS
333.74012D1	Controlled Sub - Mfg, Del, Poss, 45 Kg+ Marijuana	15 ATTEMPTS
333.74012D2	Controlled Sub - Mfg, Del, Poss Marijuana 5 - <45 Kg	7 ATTEMPTS

Total 57,166 9,608	DISPOSITIONS			
	Prison 16,614 771	Probation 27,168 6,195	Jail* 10,071 1,833	Other** 3,313 809
1			1	
1	1			
1	1			
1		1		
1		1		
6		6		
16	2	10	3	1
3	1	2		
2		2		
114	15	47	45	7
1			1	
1			1	
11		3	8	
1			1	
18	16		2	
34	32	2		
185	171	10	4	
6	2	3	1	
2,776	981	1,344	431	20
980	77	613	166	124
1	1			
157	80	53	16	8
11	3	5		3
174	36	96	27	15
20		13	7	
7	1	6		
2	1	1		
2		1	1	
31	2	17	12	
3		1	1	1
1		1		
2		2		
8		4	3	1
142	18	98	24	2
9	1	8		
6	2	3	1	
3		1	2	

**NOTE: Be sure to check for related offense codes when examining a particular type of crime. They may or may not be in sequential order or even on the same page.**

# A2 2004 Criminal Court Dispositions by Offense and Type of Disposition — All Offenses

Page Four of Twenty-one

VIOLATIONS ATTEMPTS		
Compiled Laws	Offense	Max. Penalty
333.74012D3	Controlled Sub - Mfg, Del, Poss, Marijuana <5 Kg ATTEMPTS	4
333.74012E	Controlled Sub - Mfg, Del, Poss, Schedule 5 ATTEMPTS	2
333.74012F	Prescription Forms Mfg, Del, Poss ATTEMPTS	7
333.7401B3B	Controlled Sub - Possess GBL ATTEMPTS	2
333.7401C2A	Controlled Sub - Operate/Maintain A Lab ATTEMPTS	10
333.7401C2B	Contr. Sub - Operate Lab Near Minor ATTEMPTS	20
333.7401C2C	Controlled Sub - Op/Maintain Lab Involve Hazardous Waste ATTEMPTS	20
333.7401C2D	Controlled Sub - Manufac Near Church/School ATTEMPTS	20
333.7401C2E	Controlled Sub - Op/Maintain Lab Involve Firearm ATTEMPTS	25
333.7401C2F	Controlled Sub - Op/Maintain Lab Involve Methamphetamine ATTEMPTS	20
333.74022A	Contr. Sub - Mfg, Del, Poss Counterfeit (Narc or Methamphet.) ATTEMPTS	10
333.74022B	Contr. Sub - Mfg, Del, Poss Counterfeit Sch. 1, 2, ATTEMPTS	5
333.74022C	Controlled Sub, Counterfeit Sch 4 ATTEMPTS	4
333.74022D	Contr. Sub - Mfg, Del, Poss Counterfeit (Sch 5) ATTEMPTS	2
333.74022E	Contr. Sub - Mfg, Del, Poss Analogue ATTEMPTS	15
333.7403	Controlled Sub - Possession ATTEMPTS	LIFE
333.74032A	Controlled Sub - Possession Narc. or Cocaine ATTEMPTS	LIFE
333.74032A1	Controlled Sub - Poss 1,000g+ Narc. or Cocaine ATTEMPTS	LIFE
333.74032A2	Controlled Sub - Poss 450-999g Narc. or Cocaine ATTEMPTS	30
333.74032A3	Controlled Sub - Poss 50-449g Narc. or Cocaine ATTEMPTS	20
333.74032A4	Controlled Sub - Poss 25-49g Narc. or Cocaine ATTEMPTS	4
333.74032A5	Controlled Sub - Poss Under 25g Narc. or Cocaine ATTEMPTS	4
333.74032B	Controlled Sub - Poss Analogues, Sch 1-4 or Methamphet. ATTEMPTS	10
333.74032B1	Controlled Sub - Possession Methamphetamine ATTEMPTS	10
333.74032B-A	Controlled Sub - Possession Analogues ATTEMPTS	2

Total 57,166 9,608	DISPOSITIONS			
	Prison 16,614 771	Probation 27,168 6,195	Jail* 10,071 1,833	Other** 3,313 809
2,714	268	1,545	512	389
482	4	308	90	80
3			3	
15		14	1	
1			1	
2	1	1		
181	56	93	29	3
17	2	9	5	1
5	2	3		
19	12	6		1
3		3		
43	28	13	1	1
4	2	1	1	
2	2			
28	17	11		
1			1	
3	1		2	
2		1		1
3		3		
1		1		
1		1		
3		1	1	1
7		5		2
2	1		1	
2		2		
5	1	2	2	
8	7	1		
1	1			
1			1	
22	20	1	1	
35	4	27	4	
5		5		
5,193	508	3,089	1,524	72
893	22	642	212	17
4		4		
542	69	343	116	14
59	5	42	9	3
523	26	357	110	30

**NOTE: Be sure to check for related offense codes when examining a particular type of crime. They may or may not be in sequential order or even on the same page.**

# A2 2004 Criminal Court Dispositions by Offense and Type of Disposition — All Offenses

Page Five of Twenty-one

VIOLATIONS ATTEMPTS		
Compiled Laws	Offense	Max. Penalty
333.74032B-B	Contr. Sub - Poss (Sub Added to Sch 1-4, by Rule)	2 ATTEMPTS
333.7405A	Controlled Sub - Prescription Violation	MISD ATTEMPTS
333.7405D	Contr. Sub - Maintain or Keep Drug House	2 ATTEMPTS
333.74071A	Controlled Sub Licensee Distribute w/o Order Form	4 ATTEMPTS
333.74071C	Controlled Sub - Obtain by Fraud	4 ATTEMPTS
333.74071G	Controlled Sub - Counterfeit Prescription Form	4 ATTEMPTS
333.74072	Controlled Sub - Fail to Keep Records	4 ATTEMPTS
333.74101A	Controlled Sub - Deliver to Minor <50g	40 ATTEMPTS
333.74101B	Controlled Sub - Deliver to Minor Schedule 1,2,3	40 ATTEMPTS
333.74101D	Controlled Sub - Deliver to Minor Sch 4, Marijuana	8 ATTEMPTS
333.74102A	Contr. Sub - Deliver on School Prop Narc. or Cocaine	60 ATTEMPTS
333.74103	Contr. Sub - Poss w/Int on School Prop (Narc/Cocaine) <50g	40 ATTEMPTS
333.74104A	Contr. Sub - Poss w/Int on School Prop (Narc/Cocaine) <25g	8 ATTEMPTS
333.74104D	Contr. Sub - Poss w/Int on School Prop (Marijuana)	MISD ATTEMPTS
333.7410A	Contr. Sub - Delivery/Poss in Park	2 ATTEMPTS
333.7413	Controlled Sub - Second Offense	LIFE ATTEMPTS
400.60	Welfare Fraud - False Statements for Asst	10 ATTEMPTS
400.601-B	Welfare Fraud - Over \$500	4 ATTEMPTS
400.602	Welfare Fraud - Fail to Inform	4 ATTEMPTS
400.602B	Welfare Fraud - Fail to Inform Over \$500	4 ATTEMPTS
400.6071	Medicaid Fraud - False Claim	4 ATTEMPTS
400.71313A	Adult Foster Care - Operate w/o License	2 ATTEMPTS
432.2182	Gambling Activity - Felony Violations	10 ATTEMPTS
432.30	Lottery - Forged/Counterfeit Ticket	5 ATTEMPTS
436.17012	Alcohol - Sell/Furnish to Minor, Death Resulting	10 ATTEMPTS

Total 57,166 9,608	DISPOSITIONS			
	Prison 16,614 771	Probation 27,168 6,195	Jail* 10,071 1,833	Other** 3,313 809
44	3	32	8	1
2		2		
646	46	452	120	28
1			1	
193	23	135	31	4
77	1	54	22	
15		8	7	
1		1		
1			1	
3	2		1	
1	1			
7	2	4	1	
1			1	
7	5	2		
6	6			
1	1			
3		1	2	
22		12	5	5
1			1	
1		1		
1			1	
14		10	4	
11		8	3	
1			1	
1			1	
107	1	99	7	
8	1	7		
18		18		
2		2		
5		5		
6	1	3	2	
1	1			
1		1		

**NOTE: Be sure to check for related offense codes when examining a particular type of crime. They may or may not be in sequential order or even on the same page.**

# A2 2004 Criminal Court Dispositions by Offense and Type of Disposition — All Offenses

Page Six of Twenty-one

VIOLATIONS ATTEMPTS		
Compiled Laws	Offense	Max. Penalty
451.501	Blue Sky Laws - Fraudulent Schemes/ Statements	10 ATTEMPTS
451.604A1W	Blue Sky Laws - Borrow From Customer	10 ATTEMPTS
500.45111	Insurance - Fraudulent Acts	4 ATTEMPTS
500.45112	Insurance Fraud - Conspiracies	10 ATTEMPTS
565.371	Real Property - Record Fraudulent Conveyance	3 ATTEMPTS
570.111010C	Contractor - False Sworn Statement <\$20K or 2nd Offense	5 ATTEMPTS
570.111010D	Contractor - False Sworn Statement >\$20K or 3rd Offense	10 ATTEMPTS
570.1110B	False Sworn Statement by Contractor	10 ATTEMPTS
570.152	Contractor - Fraudulent Use of Building Contract Fund	3 ATTEMPTS
600.2907A2	Real Property - Encumber w/o Cause	3 ATTEMPTS
722.6335B	Child Abuse - Intentional False Report	4 ATTEMPTS
722.675	Distributing Obscene Matter to Minor	2 ATTEMPTS
750.10A	Sexually Delinquent	LIFE ATTEMPTS
750.110-A	Break & Enter - Unoccup. Bldg. w/Intent	10 ATTEMPTS
750.110A2	Home Invasion - 1st Degree	20 ATTEMPTS
750.110A3	Home Invasion - 2nd Degree	15 ATTEMPTS
750.110A4	Home Invasion - 3rd Degree	5 ATTEMPTS
750.110-B	Break & Enter - Occup Bldg. w/Intent	15 ATTEMPTS
750.111	Entering w/o Breaking	5 ATTEMPTS
750.116	Possession of Burglars Tools	10 ATTEMPTS
750.117	Bribery of Public Officer	4 ATTEMPTS
750.1227A	Witness - Bribe/Intimidate/Interfere	4 ATTEMPTS
750.1227B	Witness - Intimidate, Criminal Case Max >10 years	10 ATTEMPTS
750.1227C	Witness - Intimidate, Threaten Inj/Death	15 ATTEMPTS
750.1228	Witness - Retaliate Against	10 ATTEMPTS

Total 57,166 9,608	DISPOSITIONS			
	Prison 16,614 771	Probation 27,168 6,195	Jail* 10,071 1,833	Other** 3,313 809
5			5	
2		2		
71	4	55	9	3
22	1	16	5	
4		2	1	1
1		1		
1		1		
4		4		
1		1		
1		1		
41	5	34	2	
6	1	5		
2			2	
2		2		
9	5	4		
25	10	13	2	
1	1			
1,721	665	672	207	177
383	66	220	58	39
555	407	88	26	34
133	30	67	14	22
1,417	627	479	130	181
180	51	100	19	10
481	90	253	95	43
36	5	24	6	1
2		1	1	
169	53	76	25	15
13	1	10	2	
74	29	27	10	8
17	1	12	4	
4	1		3	
2			2	
14	5	4	2	3
9		3	3	3
10	5	4		1
6	4	2		
3		3		
1		1		
1	1			

**NOTE: Be sure to check for related offense codes when examining a particular type of crime. They may or may not be in sequential order or even on the same page.**

# A2 2004 Criminal Court Dispositions by Offense and Type of Disposition — All Offenses

Page Seven of Twenty-one

Compiled Laws	Offense	VIOLETIONS ATTEMPTS Max. Penalty
750.13	Entice Away Female Under 16	10 ATTEMPTS
750.1313C	Check - Non-Sufficient Funds - \$500 or More	2 ATTEMPTS
750.131A	Checks w/o Account or w/o Suff Funds	2 ATTEMPTS
750.131A1	Check - No Account	2 ATTEMPTS
750.131A2	Check - 3 Non-Sufficient Funds Within 10 Days	2 ATTEMPTS
750.135	Child Abuse - Abandonment	10 ATTEMPTS
750.136B2	Child Abuse - 1st Degree	15 ATTEMPTS
750.136B3	Child Abuse - 2nd Degree	4 ATTEMPTS
750.136B4	Child Abuse - 3rd Degree	2 ATTEMPTS
750.145AA	Child - Accost for Immoral Purposes	4 ATTEMPTS
750.145C2	Child Sexually Abusive Activity	20 ATTEMPTS
750.145C3	Child Sex Abuse Activity - Distribute or Promote	7 ATTEMPTS
750.145C4A	Child Sex Abusive Materials - Possess	4 ATTEMPTS
750.145D2	Computers - Commit Proscribed Conduct	20 ATTEMPTS
750.145D2B	Computers - Commit Crime w/Max Betw 1 - 2 Yrs.	2 ATTEMPTS
750.145D2C	Computers - Commit Crime w/Max Betw 2 - 4 Yrs.	4 ATTEMPTS
750.145D2D	Computers - Commit Crime w/Max Betw 4 - 10 Yrs.	10 ATTEMPTS
750.145D2E	Computers - Commit Crime w/Max Betw 10 - 15 Yrs.	15 ATTEMPTS
750.145D2F	Computer/Internet - Comm w/Other to Plan Crime w/15+ yrs. Max	20 ATTEMPTS
750.145N2	Abuse Vulnerable Adult - 2nd Degree	4 ATTEMPTS
750.145N3	Abuse Vulnerable Adult - 3rd Degree	2 ATTEMPTS
750.145P1	Vulnerable Adult - Financial Fraud/ Obstruction	MISD ATTEMPTS
750.147B	Ethnic Intimidation	2 ATTEMPTS
750.157A	Conspiracy	5 ATTEMPTS
750.157B2	Solicit to Murder	LIFE ATTEMPTS

Total 57,166 9,608	DISPOSITIONS			
	Prison 16,614 771	Probation 27,168 6,195	Jail* 10,071 1,833	Other** 3,313 809
1	1			
127	12	88	23	4
9	2	3	4	
469	54	290	115	10
130	5	92	26	7
1		1		
25	19	4	2	
3	3			
83	15	53	13	2
9	1	6	2	
146	9	110	26	1
84	25	48	6	5
8	3	5		
38	32	3		3
6	1	5		
34	17	17		
91	22	62	7	
5		5		
1		1		
5	1	3	1	
17	7	8	1	1
1	1			
22	8	12		2
1		1		
41	23	15	1	2
4		4		
2		2		
3		3		
18	6	7	3	2
17	8	7	2	
2		1	1	
4	4			

NOTE: Be sure to check for related offense codes when examining a particular type of crime. They may or may not be in sequential order or even on the same page.

# A2 2004 Criminal Court Dispositions by Offense and Type of Disposition — All Offenses

Page Eight of Twenty-one

Compiled Laws	Offense	VIOLATIONS ATTEMPTS Max. Penalty
750.157B3	Solicit to Commit Felony	5 ATTEMPTS
750.157C	Solicit, Minor to Commit Felony	LIFE ATTEMPTS
750.157N	Financial Transaction Device, Steal/ Retain/Poss	4 ATTEMPTS
750.157N1	Financial Transaction Device - Steal/ Retain w/o Consent	4 ATTEMPTS
750.157N2	Financial Transaction Device - Poss Fraudulent One	4 ATTEMPTS
750.157P	Financial Transaction Device - Poss w/Intent to Use/Sell	4 ATTEMPTS
750.157Q	Financial Transaction Device - Illegal Sale/Use	4 ATTEMPTS
750.157R	Financial Transaction Device - Forge/Alter/Counterfeiting	4 ATTEMPTS
750.157U	Financial Transaction Device - Overcharging	4 ATTEMPTS
750.157V	Financial Transaction Device - False ID	4 ATTEMPTS
750.157W1C1	Financial Trans Device - Fraud Betw \$1K & <\$20K	5 ATTEMPTS
750.158	Sodomy	15 ATTEMPTS
750.159I1	Criminal Enterprise - Conducting	20 ATTEMPTS
750.159I3	Criminal Enterprise - Recv Racketeering Proceeds	20 ATTEMPTS
750.159I4A	Criminal Enterprise - Conspiracy	20 ATTEMPTS
750.160	Dead Bodies - Disinterment & Mutilation	10 ATTEMPTS
750.161	Desertion & Non-Support	3 ATTEMPTS
750.165	Refusing to Support Spouse or Children	4 ATTEMPTS
750.174	Embezzle - Agt, Serv, Emp, Trustee	10 ATTEMPTS
750.1744A	Embezzlement - Agent or Trustee Betw \$1K & <\$20K	5 ATTEMPTS
750.1744B	Embezzle - Agent or Trustee - Betw \$200 & <\$1K, 2nd Offense	5 ATTEMPTS
750.1745A	Embezzlement - Agent or Trustee \$20K or More	10 ATTEMPTS
750.174A4A	Embezzlement - Relationship of Trust Betw \$1K & <\$20K	5 ATTEMPTS
750.174A5A	Embezzlement - Vulnerable Adult Over \$20K	10 ATTEMPTS
750.174-B	Embezzlement - Agent or Trustee Over \$100	10 ATTEMPTS

Total 57,166 9,608	DISPOSITIONS			
	Prison 16,614 771	Probation 27,168 6,195	Jail* 10,071 1,833	Other** 3,313 809
3	1	1		1
2	1	1		
1		1		
5			4	1
908	130	450	206	122
107	4	70	27	6
30	5	18	7	
2		1	1	
142	20	61	35	26
16	1	11	3	1
194	20	115	38	21
27		17	9	1
2		1	1	
2		1	1	
38	7	24	6	1
5		3	2	
8	1	5	1	1
2		1	1	
1			1	
2		1	1	
17	9	7	1	
3	1	2		
3	2	1		
1	1			
9	7	2		
109	13	85	11	
11	3	5	3	
543	37	464	42	
814	6	797	11	
4	1		3	
443	19	329	37	58
108	1	87	10	10
3		2	1	
117	23	90	1	3
16		15	1	
21	2	17	2	
3		3		
13	6	7		
4		4		
34	11	4	18	1
2			2	

**NOTE: Be sure to check for related offense codes when examining a particular type of crime. They may or may not be in sequential order or even on the same page.**

# A2 2004 Criminal Court Dispositions by Offense and Type of Disposition — All Offenses

Page Nine of Twenty-one

		VIOLETIONS ATTEMPTS	
Compiled Laws	Offense	Max. Penalty	
750.175	Embezzle - Public Officer, Agent, Servant Over \$50	ATTEMPTS	10
750.176	Embezzle - Administrator/Executor/ Guardian	ATTEMPTS	10
750.180	Embezzlement - Financial Institution	ATTEMPTS	20
750.1814A	Embezzlement - Jointly Held Property Betw \$1K & <\$20K	ATTEMPTS	5
750.183A	Escape - Aiding Prisoner	ATTEMPTS	7
750.186A	Escape from Juvenile Facility	ATTEMPTS	4
750.193	Break, Escape or Attempt to Break, Escape Prison	ATTEMPTS	5
750.1951	Escape from Misdemeanor Jail Sentence	ATTEMPTS	2
750.1952	Escape - From Felony Jail Sentence	ATTEMPTS	4
750.1971	Escape - Awaiting Trial for Misdemeanor	ATTEMPTS	2
750.1972	Escape - Awaiting Trial for Felony	ATTEMPTS	4
750.197C	Assault Employee and/or Escape Jail Through Violence	ATTEMPTS	4
750.197CA	Assault Prison Employee	ATTEMPTS	4
750.197CB	Escape - Jail Through Violence	ATTEMPTS	4
750.199A	Absconding or Forfeiting Bond	ATTEMPTS	4
750.20011A	Harmful Device - Unlawful Poss or Use	ATTEMPTS	15
750.20011B	Harmful Device - Irritant - Unlawful Purpose	ATTEMPTS	7
750.2042B	Explosive, Send w/Int Injure/Destroy Property Damage	ATTEMPTS	20
750.204A	Explosives - Sending w/Int to Frighten	ATTEMPTS	5
750.2072B	Explosives - Place Near Prop, Cause Property Damage	ATTEMPTS	20
750.209-B	Explosives - Place Offensive Subs w/Int To Alarm	ATTEMPTS	5
750.2102A	Explosives - Poss Bomb w/Unlawful Intent	ATTEMPTS	15
750.2102B	Explosives - Poss Bomb w/Unlawful Intent Prop Damage	ATTEMPTS	20
750.211A2A	Explosives - Poss of Molotov Cocktail/Other Expl.	ATTEMPTS	15
750.211A2B	Explosives - Poss Molotov Cocktail Causing Property Damage	ATTEMPTS	20

Total 57,166 9,608	DISPOSITIONS			
	Prison 16,614 771	Probation 27,168 6,195	Jail* 10,071 1,833	Other** 3,313 809
8		7	1	
2	1		1	
8 3		4 3	1	3
2		2		
1 1		1		1
10 4	2	4 3	4	1
30 5	29 5	1		
19	1	6	12	
37 7	15 1	8 1	14 5	
3		2	1	
19 2	8 1	5	5 1	1
2 2	1 2	1		
74 7	53 4	9 2	11 1	1
1	1			
97 11	31 2	29 4	35 5	2
2		1	1	
1				1
1		1		
3		2		1
4	1	2		1
1			1	
2	1	1		
1 1			1	1
3 1	2	1	1	
1	1			

NOTE: Be sure to check for related offense codes when examining a particular type of crime. They may or may not be in sequential order or even on the same page.

# A2 2004 Criminal Court Dispositions by Offense and Type of Disposition — All Offenses

Page Ten of Twenty-one

Compiled Laws	Offense	VIOLATIONS ATTEMPTS Max. Penalty	
750.213	Extortion	20 ATTEMPTS	
750.2153	Impersonate Peace Officer to Commit Crime	4 ATTEMPTS	
750.217E	Impersonate FIA Employee - Commit Crime	2 ATTEMPTS	
750.218	False Pretenses w/Int to Defraud	10 ATTEMPTS	
750.2184A	False Pretenses - Betw \$1K & <\$20K	5 ATTEMPTS	
750.2184B	False Pretenses - Between \$200 - \$1K 2nd Offense	5 ATTEMPTS	
750.2185A	False Pretenses - \$20K or More	10 ATTEMPTS	
750.218-B	False Pretenses - Over \$100	10 ATTEMPTS	
750.219A2C1	Telephone - Avoid Payment Betw \$1K & <\$20K	5 ATTEMPTS	
750.219A2C3	Telephone - Avoid Payment Betw \$200 & \$1K 2nd Offense	5 ATTEMPTS	
750.219E	Financial Institution - Unauthorized Credit Application	4 ATTEMPTS	
750.219F	Financial Institution - Forward Unauth Credit Application	4 ATTEMPTS	
750.224	Weapon - Dangerous Weapon Sale/Poss	5 ATTEMPTS	
750.2241-A	Weapon - Dangerous Weapon - Misc	5 ATTEMPTS	
750.2241-B	Weapon - Dangerous Weapon - Gas Device	5 ATTEMPTS	
750.224A	Weapon - Taser, Poss or Sale	4 ATTEMPTS	
750.224B	Weapon - Short-Barrel Shotgun/Rifle	5 ATTEMPTS	
750.224C	Weapon - Manufacture/Dist Armor Piercing Ammo	4 ATTEMPTS	
750.224D2	Weapon - Chemical Type	2 ATTEMPTS	
750.224E	Weapon - Convert Firearm to Auto	4 ATTEMPTS	
750.224F	Weapon - Firearm, Poss by Felon	5 ATTEMPTS	
750.226	Carry Weapon w/Unlawful Intent	5 ATTEMPTS	
750.227	Weapons - Carrying Concealed	5 ATTEMPTS	
750.227A	Weapons - Firearms - Unlawful Poss By Sec. Guard	4 ATTEMPTS	
750.227B	Felony Firearm	10 ATTEMPTS	

Total 57,166 9,608	DISPOSITIONS			
	Prison 16,614 771	Probation 27,168 6,195	Jail* 10,071 1,833	Other** 3,313 809
25	17	7		1
5	1	3	1	
10	7	2	1	
1		1		
4			4	
197	39	123	25	10
60	1	44	9	6
1	1			
47	13	29	4	1
9	1	7	1	
22	7	8	7	
2		1	1	
4	1	1	2	
1		1		
8	1	5	2	
1		1		
1		1		
2		1	1	
42	2	21	8	11
18	1	7	4	6
3		1	2	
1			1	
33	1	18	8	6
11		5	4	2
72	14	37	11	10
9		5	3	1
1			1	
12	2	6	2	2
1		1		
702	428	199	74	1
26	1	17	8	
85	22	37	18	8
9		6	3	
1,199	234	590	238	137
700	26	423	134	117
2		2		
30	29	1		

**NOTE: Be sure to check for related offense codes when examining a particular type of crime. They may or may not be in sequential order or even on the same page.**



# A2 2004 Criminal Court Dispositions by Offense and Type of Disposition — All Offenses

Page Eleven of Twenty-one

Compiled Laws	Offense	VIOLETIONS ATTEMPTS Max. Penalty
750.227BA	Felony Firearm	2
	ATTEMPTS	
750.227BB	Felony Firearm - 2nd Offense	10
	ATTEMPTS	
750.227C	Poss of Loaded Firearm in Vehicle	2
	ATTEMPTS	
750.227F	Body Armor - Wear During Violent Crime	4
	ATTEMPTS	
750.227G9A	Body Armor - Poss/Use by Violent Felon	4
	ATTEMPTS	
750.230	Weapons - Firearms - Alter ID	2
	ATTEMPTS	
750.232A3	Weapons - Firearms - False App	4
	ATTEMPTS	
750.234A	Firearm - Discharge from a Vehicle	4
	ATTEMPTS	
750.234B	Firearm - Discharge In/At Dwelling	4
	ATTEMPTS	
750.2373	Firearm - Use OUIL - Cause Serious Injury	5
	ATTEMPTS	
750.248	Forgery of Records, Other Instruments	14
	ATTEMPTS	
750.248A	Financial Transaction Device - Utter & Publish	4
	ATTEMPTS	
750.249	Uttering & Publishing	14
	ATTEMPTS	
750.249A	Financial Transaction Device - Forgery	4
	ATTEMPTS	
750.250	Forgery of State Warrant	7
	ATTEMPTS	
750.251	Forgery of Bank Bills/Promissory Notes	7
	ATTEMPTS	
750.252	Counterfeit Notes Poss w/Int to Utter & Publish	7
	ATTEMPTS	
750.253	Uttering & Publishing Counterfeit Bills or Notes	5
	ATTEMPTS	
750.254	Forged Bills, Notes, Possession w/Int to Utter & Publish	5
	ATTEMPTS	
750.255	Counterfeiting - Possession of Tools	10
	ATTEMPTS	
750.260	Counterfeiting - Coins/Poss of More than 5	LIFE
	ATTEMPTS	
750.261	Counterfeiting - Coins/Poss of Less than 5	10
	ATTEMPTS	
750.278	Fraud - Warehouse Receipts	5
	ATTEMPTS	
750.279	Fraudulent Disposition of Exhausted Property	4
	ATTEMPTS	
750.280	Fraud - Common Law	10
	ATTEMPTS	

Total 57,166 9,608	DISPOSITIONS			
	Prison 16,614 771	Probation 27,168 6,195	Jail* 10,071 1,833	Other** 3,313 809
516	475	27		14
7	7			
75	8	46	16	5
6	4	2		
3		3		
1		1		
5		2	3	
1			1	
1			1	
27	12	8	3	4
63	24	25	12	2
4	1	2	1	
1		1		
363	94	199	53	17
42	3	32	6	1
21	3	15	1	2
3		3		
2,452	547	1,278	478	149
640	53	413	136	38
3		1	2	
3		3		
1		1		
12	1	8	2	1
2		1	1	
35	2	19	10	4
8	1	5	2	
16	3	3	7	3
2		1	1	
3	2	1		
2		2		
4	1	2	1	
5		2	1	2
3		3		
1			1	
1		1		
1		1		

NOTE: Be sure to check for related offense codes when examining a particular type of crime. They may or may not be in sequential order or even on the same page.

# A2 2004 Criminal Court Dispositions by Offense and Type of Disposition — All Offenses

Page Twelve of Twenty-one

Compiled Laws	Offense	VIOLETIONS ATTEMPTS Max. Penalty
750.282	Public Utility - Fraudulent Use	4
	ATTEMPTS	
750.282B	Public Utility - Fraudulent Use >\$500	4
	ATTEMPTS	
750.285	Obtain Personal Identity Info w/o Permission	5
	ATTEMPTS	
750.30	Adultery	4
	ATTEMPTS	
750.300A1B	Food Stamps - Fraud Between \$200 - \$1K	5
	ATTEMPTS	
750.303B	Gaming Room Permitting for Gain	MISD
	ATTEMPTS	
750.316	First Degree Murder	LIFE
	ATTEMPTS	
750.316-A	Murder - First Degree - Premeditated	LIFE
	ATTEMPTS	
750.316-B	Murder - Felony	LIFE
	ATTEMPTS	
750.316-C	Murder - Open - Statutory Short Form	LIFE
	ATTEMPTS	
750.317	Second Degree Murder	LIFE
	ATTEMPTS	
750.321	Manslaughter	15
	ATTEMPTS	
750.321-A	Manslaughter - Statutory Short Form	15
	ATTEMPTS	
750.321-C	Manslaughter - Involuntary	15
	ATTEMPTS	
750.321-E	Manslaughter with Motor Vehicle	15
	ATTEMPTS	
750.322	Homicide - Killing of Unborn Child	15
	ATTEMPTS	
750.324	Negligent Homicide	2
	ATTEMPTS	
750.329	Death - Firearm without Malice	15
	ATTEMPTS	
750.329A	Suicide - Assisting	5
	ATTEMPTS	
750.335A	Indecent Exposure (Sexually Delinquent Person)	LIFE
	ATTEMPTS	
750.338	Gross Indecency Between Males - Commit/Procure	5
	ATTEMPTS	
750.338A	Gross Indecency Between Females - Commit/Procure	5
	ATTEMPTS	
750.338B	Gross Indecency Male and Female - Commit/Procure	5
	ATTEMPTS	
750.349	Kidnapping	LIFE
	ATTEMPTS	
750.350	Kidnapping - Child Enticement	LIFE
	ATTEMPTS	

Total 57,166 9,608	DISPOSITIONS			
	Prison 16,614 771	Probation 27,168 6,195	Jail* 10,071 1,833	Other** 3,313 809
1		1		
1		1		
2		2		
175	47	97	21	10
19	2	13	4	
1		1		
2		2		
1		1		
5	5			
88	87		1	
60	60			
20	20			
196	195		1	
13	5	7		1
38	35	3		
33	27	5		1
1	1			
20	17	3		
2	1	1		
3	3			
97	9	72	5	11
2	2			
2	1	1		
4	3		1	
1		1		
4	1		3	
1		1		
22	6	14	2	
6		4	2	
56	56			
15	6	4	5	
1	1			
1	1			

NOTE: Be sure to check for related offense codes when examining a particular type of crime. They may or may not be in sequential order or even on the same page.

# A2 2004 Criminal Court Dispositions by Offense and Type of Disposition — All Offenses

Page Thirteen of Twenty-one

Compiled Laws	Offense	VIOLATIONS ATTEMPTS		Max. Penalty
750.356	Larceny		ATTEMPTS	10
750.3562A	Larceny - \$20,000 or More		ATTEMPTS	10
750.3563A	Larceny - \$1,000 Or More But Less Than \$20,000		ATTEMPTS	5
750.3563B	Larceny - \$200 Or More But Less Than \$1,000 - 2nd Offense		ATTEMPTS	5
750.356A	Larceny, Motor Vehicle		ATTEMPTS	10
750.356-A	Larceny - Over \$100 (obsolete)		ATTEMPTS	5
750.356A1	Larceny - From a Motor Vehicle		ATTEMPTS	5
750.356A2C1	Breaking and Entering - A Vehicle Steal Prop. \$1K - <\$20K		ATTEMPTS	5
750.356A2C2	B&E Vehicle - Steal Betw \$200-\$1,000 2nd Offense		ATTEMPTS	5
750.356A3	Breaking and Entering - A Vehicle (with Damage)		ATTEMPTS	5
750.356A-A	Larceny - From a Motor Vehicle		ATTEMPTS	5
750.356A-B	Breaking and Entering - A Vehicle Steal Prop. Over \$5		ATTEMPTS	5
750.356A-C	Breaking and Entering - A Vehicle (with Damage)		ATTEMPTS	5
750.356B	B & E Coin Operated Telephone		ATTEMPTS	4
750.356C	Retail Fraud - 1st Degree		ATTEMPTS	5
750.357	Larceny from Person		ATTEMPTS	10
750.357A	Larceny Livestock		ATTEMPTS	4
750.357B	Firearms - Stealing of Another		ATTEMPTS	5
750.360	Larceny in Building		ATTEMPTS	4
750.362	Larceny - By Conversion		ATTEMPTS	10
750.3622A	Larceny - By Conversion \$20K+		ATTEMPTS	10
750.3622B	Larceny - By Conversion Betw \$1K and <\$20K 3rd or subs		ATTEMPTS	10
750.3623A	Larceny - By Conversion Betw \$1K and <\$20K		ATTEMPTS	5
750.362-A	Larceny - By Conversion Over \$100 (obsolete)		ATTEMPTS	5
750.362A2A	Failure to Return Rented Property Over \$20,000		ATTEMPTS	10

Total 57,166 9,608	DISPOSITIONS			
	Prison 16,614 771	Probation 27,168 6,195	Jail* 10,071 1,833	Other** 3,313 809
9	1	1	7	
2	1		1	
20	4	10	4	2
2		2		
259	56	123	47	33
30	4	17	7	2
6	1	3	2	
34	4	12	14	4
5		4	1	
5	2	1	2	
1			1	
713	110	273	135	195
130	7	68	33	22
54	16	30	6	2
7	1	4	1	1
2		1	1	
467	95	191	97	84
90	3	45	27	15
3		3		
11	4		7	
5			5	
15	2	8	5	
6	1	2	2	1
834	225	333	251	25
58	3	30	22	3
359	114	160	60	25
76	9	43	20	4
1	1			
104	52	32	8	12
4		2	2	
1,678	289	809	403	177
447	17	294	99	37
5		1	4	
21	9	9	3	
3	1	2		
1		1		
122	26	74	21	1
14	2	8	4	
1		1		
10		8	2	
3	1	2		

**NOTE: Be sure to check for related offense codes when examining a particular type of crime. They may or may not be in sequential order or even on the same page.**

# A2 2004 Criminal Court Dispositions by Offense and Type of Disposition — All Offenses

Page Fourteen of Twenty-one

Compiled Laws	Offense	VIOLETIONS ATTEMPTS Max. Penalty
750.362A3A	Failure to Return Rented Property Betw \$1K & <\$20K	5 ATTEMPTS
750.363	Larceny by False Personation	10 ATTEMPTS
750.3632A	Larceny by False Personation \$20K+	10 ATTEMPTS
750.3633A	Larceny by False Personation Betw \$1K & <\$20K	5 ATTEMPTS
750.377A	Malicious Destruction of Personal Property	10 ATTEMPTS
750.377A1A1	Malicious Destruction of Personal Property \$20K+	10 ATTEMPTS
750.377A1A2	Mal Destr. of Personal Property Betw \$1K & <\$20K 3rd or subs	10 ATTEMPTS
750.377A1B1	Mal Destr. of Personal Property Betw \$1K & <\$20K	5 ATTEMPTS
750.377A1B2	Mal Destr. of Personal Property Betw \$200 & <\$1K 2nd Offense	5 ATTEMPTS
750.377AA	Malicious Destruction of Personal Property Over \$100	4 ATTEMPTS
750.377B	Mal Destr. Police or Fire Dept Property	4 ATTEMPTS
750.377C	Malicious Destruction of School Bus Intentional	5 ATTEMPTS
750.3802A	Malicious Destruction of Building Over \$20K	10 ATTEMPTS
750.3803A	Malicious Destruction of Building Betw \$1K & <\$20K	5 ATTEMPTS
750.3803B	Mal Destr. of Building Betw \$200 and <\$1K, 2nd Offense	5 ATTEMPTS
750.380A	Malicious Destruction of Building Over \$100 (obsolete)	4 ATTEMPTS
750.3821C1	Malicious Destr. - Trees, etc. Betw \$1K & <\$20K	5 ATTEMPTS
750.383A	Malicious Destruction of Utility Property	4 ATTEMPTS
750.3875A	Malicious Destr. Tombs/Memorials Betw \$1K & <\$20K	5 ATTEMPTS
750.3942D	Objects - Throw at Trains/Cars Cause Serious Injury	10 ATTEMPTS
750.397	Mayhem w/Int Disfigure/Maim	10 ATTEMPTS
750.397A	Food - Place Harmful Objects In	10 ATTEMPTS
750.411A1B	False Report of a Felony	4 ATTEMPTS
750.411A3A	False Report/Threat - Bomb, Harmful Materials	4 ATTEMPTS
750.411H2B	Stalking a Minor	5 ATTEMPTS

Total 57,166 9,608	DISPOSITIONS			
	Prison 16,614 771	Probation 27,168 6,195	Jail* 10,071 1,833	Other** 3,313 809
31 8	5	19 6	6 2	1
3	1	2		
1		1		
4 2		3 2		1
2 4			2 3	
8 2	1	4 1		3 1
1		1		
249 40	32 3	134 28	33 6	50 3
4		1	2	1
8	3		5	
226 68	59 3	98 45	49 17	20 3
1				1
3 1	2	1		1
85 19	23 2	35 14	10 1	17 2
1		1		
3	1		2	
10 1	1	4 1	1	4
7 1	2	3 1	1	1
1		1		
4	4			
2 1	1	1 1		
2		2		
194 75	18	118 57	32 15	26 3
28 9	8 1	14 6	3 2	3
3 1		3 1		

NOTE: Be sure to check for related offense codes when examining a particular type of crime. They may or may not be in sequential order or even on the same page.

# A2 2004 Criminal Court Dispositions by Offense and Type of Disposition — All Offenses

Page Fifteen of Twenty-one

Compiled Laws	Offense	VIOLETIONS ATTEMPTS Max. Penalty
750.4111	Stalking - Aggravated	5
	ATTEMPTS	
750.41112B	Stalking a Minor - Aggravated	10
	ATTEMPTS	
750.411O	Money Laundering - 1st Degree	20
	ATTEMPTS	
750.411S2A	Computers - Post Harass/Threat Message	2
	ATTEMPTS	
750.411S2B	Computers - Post Harass/Threat Message Aggr Circumstance	5
	ATTEMPTS	
750.413	Unlawfully Driving Away an Automobile	5
	ATTEMPTS	
750.414	Unlawful Use Auto w/o Intent to Steal	2
	ATTEMPTS	
750.4152	MV Conceal or Misrep ID w/Intent to Mislead (Felony)	4
	ATTEMPTS	
750.4155	MV Poss w/Int Del False Vehicle ID Plates/ Labels	4
	ATTEMPTS	
750.422	Perjury - Court Proceeding	LIFE
	ATTEMPTS	
750.422A	Perjury - Court Proceeding Capital Offense	LIFE
	ATTEMPTS	
750.422B	Perjury - Court Proceeding	15
	ATTEMPTS	
750.425B	Perjury - Other than Court Proceeding	5
	ATTEMPTS	
750.4362A	Poison, Food/Drink/Medicine/Wells Supply	15
	ATTEMPTS	
750.439	Polygamy	4
	ATTEMPTS	
750.451-D	Prostitution - 3rd Offense	2
	ATTEMPTS	
750.452	Keeping House of Ill Fame	5
	ATTEMPTS	
750.455	Prostitution/Pandering	20
	ATTEMPTS	
750.457	Accept Earnings of Prostitute	20
	ATTEMPTS	
750.459	Prostitution - Transporting Female (perhaps compel)	20
	ATTEMPTS	
750.478A2	Public Officer - Attempt Obstruct Official Duties	MISD
	ATTEMPTS	
750.479	Public Officer - Obstruct/Resist Serving/Executing Process	20
	ATTEMPTS	
750.479-A	Public Officer - Resist & Obstruct Serve Process/Order	2
	ATTEMPTS	
750.479-B	Police Officer - Resist & Obstruct	2
	ATTEMPTS	
750.4792	Public Officer - Assault or Obstruct	2
	ATTEMPTS	

Total 57,166 9,608	DISPOSITIONS			
	Prison 16,614 771	Probation 27,168 6,195	Jail* 10,071 1,833	Other** 3,313 809
207	61	121	25	
13	3	7	3	
2	1	1		
1		1		
1	1			
7	1	5	1	
1				1
952	285	371	195	101
247	26	115	66	40
572	62	299	179	32
16	3	12	1	
8		8		
4		4		
1			1	
2	1	1		
1	1			
8		6	1	1
2		2		
4	1	2		1
2		2		
61	5	18	38	
4		4		
1		1		
16	14	1	1	
20	16	4		
1		1		
19	17	2		
2		1	1	
2		2		
68	2	23	42	1
3	1		2	
162	54	34	73	1
26	5	8	12	1

**NOTE: Be sure to check for related offense codes when examining a particular type of crime. They may or may not be in sequential order or even on the same page.**

# A2 2004 Criminal Court Dispositions by Offense and Type of Disposition — All Offenses

Page Sixteen of Twenty-one

Compiled Laws	Offense	VIOLATIONS ATTEMPTS Max. Penalty	
750.4793	Public Officer - Assault or Obstruct Cause Injury	ATTEMPTS	4
750.479A	Police Officer - Fleeing	ATTEMPTS	15
750.479A2	Police Officer - Fleeing - 4th Degree	ATTEMPTS	2
750.479A3	Police Officer - Fleeing - 3rd Degree	ATTEMPTS	5
750.479A4-A	Police Officer - Fleeing - 2nd Degree	ATTEMPTS	10
750.479A-B	Peace Officer - Resist Arrest Injury Inflicted	ATTEMPTS	2
750.479B	Peace Officer - Disarming	ATTEMPTS	10
750.479B2	Peace Officer - Disarming Firearm	ATTEMPTS	10
750.483A2B	Interfering with Crime Report - Threat to Kill/Injure	ATTEMPTS	10
750.483A4B	Interference Police Investigation - Crime, Threaten Inj/Death	ATTEMPTS	10
750.483A6A	Tamper with Evidence	ATTEMPTS	4
750.483A6B	Tamper w/ Evidence - Criminal Case >10 Yr. Term	ATTEMPTS	10
750.49	Animals - Fighting - General Felony	ATTEMPTS	15
750.492A1A	Medical Records - False Info on Charts - Care Provider	ATTEMPTS	4
750.49-A	Animals - Fighting	ATTEMPTS	4
750.49-B	Animals - Attending Fight	ATTEMPTS	4
750.49-C	Animals - Fighting - Equipment	ATTEMPTS	4
750.502D	Anhydrous Ammonia - Container Tampering	ATTEMPTS	4
750.505-A	Obstruction of Justice	ATTEMPTS	5
750.505-B	Accessory After the Fact to Felony	ATTEMPTS	5
750.505C	Common Law Offenses	ATTEMPTS	5
750.50B	Animals - Killing/Torturing	ATTEMPTS	4
750.511	Railroads - Block/Wreck Track	ATTEMPTS	LIFE
750.520	Criminal Sexual Conduct	ATTEMPTS	LIFE
750.520B	CSC - 1st Degree - Multiple Variables	ATTEMPTS	LIFE

Total 57,166 9,608	DISPOSITIONS			
	Prison 16,614 771	Probation 27,168 6,195	Jail* 10,071 1,833	Other** 3,313 809
3	1		2	
1			1	
299	40	157	78	24
554	206	185	130	33
41	1	31	9	
18	14	2	2	
2	1		1	
4		1	3	
2		1	1	
2	2			
25	5	18	1	1
5	4	1		
4	2	1		1
1		1		
5	1	2	1	1
1		1		
2		2		
1			1	
1		1		
2		2		
1			1	
1		1		
2		2		
9	1	4	4	
2		2		
15	2	9	3	1
5		3	2	
103	25	48	14	16
15		10	4	1
2		1	1	
19	1	12	6	
3	1	1	1	
4		4		
2	1	1		
70	69		1	
2	1			1

**NOTE: Be sure to check for related offense codes when examining a particular type of crime. They may or may not be in sequential order or even on the same page.**

# A2 2004 Criminal Court Dispositions by Offense and Type of Disposition — All Offenses

Page Seventeen of Twenty-one

Compiled Laws	Offense	VIOLATIONS ATTEMPTS		Max. Penalty
750.520B1A	CSC - 1st Degree - Person Under 13		ATTEMPTS	LIFE
750.520B1B	CSC - 1st Degree - Relationship		ATTEMPTS	LIFE
750.520B1C	CSC - 1st Degree - During Felony		ATTEMPTS	LIFE
750.520B1D	CSC - 1st Degree - Accomplices		ATTEMPTS	LIFE
750.520B1E	CSC - 1st Degree - Weapon Used		ATTEMPTS	LIFE
750.520B1F	CSC - 1st Degree - Personal Injury		ATTEMPTS	LIFE
750.520C	CSC - 2nd Degree - Multiple Variables		ATTEMPTS	15
750.520C1A	CSC - 2nd Degree - Person Under 13		ATTEMPTS	15
750.520C1B	CSC - 2nd Degree - Relationship		ATTEMPTS	15
750.520C1C	CSC - 2nd Degree - During Felony		ATTEMPTS	15
750.520C1D	CSC - 2nd Degree - Accomplices		ATTEMPTS	15
750.520C1E	CSC - 2nd Degree - Weapon Used		ATTEMPTS	15
750.520C1F	CSC - 2nd Degree - Personal Injury		ATTEMPTS	15
750.520C1G	CSC - 2nd Degree - Injury to Incap. Victim		ATTEMPTS	15
750.520C1H	CSC - 2nd Degree - Mentally Disabled - Relation		ATTEMPTS	15
750.520C1L	CSC - 2nd Degree - State Prisoner (Juvenile)		ATTEMPTS	15
750.520D	CSC - 3rd Degree - Multiple Variables		ATTEMPTS	15
750.520D1A	CSC - 3rd Degree - Person 13 Through 15		ATTEMPTS	15
750.520D1B	CSC - 3rd Degree - Force or Coercion		ATTEMPTS	15
750.520D1C	CSC - 3rd Degree - Incapacitated Victim		ATTEMPTS	15
750.520D1D	CSC - 3rd Degree - Incest		ATTEMPTS	15
750.520E	CSC - 4th Degree - Multiple Variables		ATTEMPTS	2
750.520E1A	CSC - 4th Degree - Force or Coercion		ATTEMPTS	2
750.520E1A-A	CSC - 4th Degree - Victim 13 Through 15		ATTEMPTS	2
750.520E1B	CSC - 4th Degree - Incapacitated Victim		ATTEMPTS	2

Total 57,166 9,608	DISPOSITIONS			
	Prison 16,614 771	Probation 27,168 6,195	Jail* 10,071 1,833	Other** 3,313 809
260	256	3	1	
14	3	11		
98	98			
4	2	2		
19	19			
1	1			
16	16			
24	24			
4	1	3		
138	72	50	8	8
22	9	12	1	
534	357	153	13	11
63	22	33	7	1
104	85	18		1
21	3	15	3	
9	8		1	
1			1	
3	2	1		
3	3			
3	2	1		
22	14	8		
4		2	2	
2		1	1	
1		1		
6	2	4		
1	1			
101	88	1	3	9
20	4	11	5	
389	306	23	12	48
173	64	75	24	10
93	81	9	2	1
28	5	15	7	1
14	13			1
4		3	1	
22	20	2		
156	16	100	33	7
278	39	161	56	22
206	48	120	26	12
31	5	18	4	4

**NOTE: Be sure to check for related offense codes when examining a particular type of crime. They may or may not be in sequential order or even on the same page.**

# A2 2004 Criminal Court Dispositions by Offense and Type of Disposition — All Offenses

Page Eighteen of Twenty-one

Compiled Laws	Offense	VIOLATIONS ATTEMPTS		Max. Penalty
750.520E1C	CSC - 4th Degree - Mentally Disabled		ATTEMPTS	2
750.520E1EA	CSC - 4th Degree - Mental Health Professional		ATTEMPTS	2
750.520E1FA	CSC - 4th Degree - School Employee		ATTEMPTS	2
750.520E1G	CSC - 4th Degree - Incest		ATTEMPTS	2
750.520G1	CSC - Assault with Intent to Commit Sexual Penetration		ATTEMPTS	10
750.520G2	CSC - Assault with intent to Commit CSC, 2nd Degree		ATTEMPTS	5
750.529	Robbery Armed		ATTEMPTS	LIFE
750.529A	Car Jacking		ATTEMPTS	LIFE
750.530	Robbery Unarmed		ATTEMPTS	15
750.531	Robbery, Bank/Safe/Vault		ATTEMPTS	LIFE
750.531-A	Bank Robbery		ATTEMPTS	LIFE
750.531-B	Safe Breaking		ATTEMPTS	LIFE
750.532	Seduction		ATTEMPTS	5
750.535	Stolen Property - Receiving and Concealing		ATTEMPTS	10
750.5352A	Stolen Property - Rec & Conc \$20K+		ATTEMPTS	10
750.5352B	Rec/Conc Stolen Prop >\$20K 3rd or Subs		ATTEMPTS	10
750.5353A	Stolen Property - Rec & Conc Betw \$1K & <\$20K		ATTEMPTS	5
750.5353B	Stolen Prop - Rec & Conc Betw \$200 & <\$1K, 2nd Offense		ATTEMPTS	5
750.5357	Receiving and Concealing Stolen Automobile		ATTEMPTS	5
750.535A	Motor Vehicles - Operating a Chop Shop		ATTEMPTS	10
750.535-A	Stolen Property - Receiving & Conceal Over \$100 (obsolete)		ATTEMPTS	5
750.535A2	Motor Vehicles - Operating a Chop Shop		ATTEMPTS	10
750.535B	Weapons, Firearms - Receiving & Concealing		ATTEMPTS	10
750.539C	Eavesdropping Upon Private Conversation		ATTEMPTS	2
750.539D	Eavesdropping - Installing Device		ATTEMPTS	2

Total 57,166 9,608	DISPOSITIONS			
	Prison 16,614 771	Probation 27,168 6,195	Jail* 10,071 1,833	Other** 3,313 809
4		4		
5		5		
1		1		
18	4	12	2	
197	109	69	16	3
3		1	1	1
70	23	42	4	1
2	1	1		
768	752	5	10	1
29	6	18	4	1
83	79	4		
18	5	10	2	1
498	277	150	30	41
36	12	17	7	
1		1		
86	75	11		
1		1		
41	29	12		
14	3	7		4
21	2	10	5	4
7			7	
132	32	50	47	3
18	1	6	6	5
3	1	1	1	
760	170	240	302	48
140	14	61	56	9
7	3	2	2	
1		1		
884	206	437	143	98
431	6	238	70	117
23		4	18	1
5		1	4	
15	2	3	10	
2		1	1	
24	1	12	10	1
1		1		
70	19	36	8	7
19	5	12	1	1
4		4		
37	3	33	1	

**NOTE: Be sure to check for related offense codes when examining a particular type of crime. They may or may not be in sequential order or even on the same page.**



# A2 2004 Criminal Court Dispositions by Offense and Type of Disposition — All Offenses

Page Nineteen of Twenty-one

VIOLATIONS ATTEMPTS		
Compiled Laws	Offense	Max. Penalty
750.539F	Eavesdropping - Manufac/Poss Device	2
	ATTEMPTS	
750.540	Cut, Break, Tap Wire or Cable	2
	ATTEMPTS	
750.540C1	Telephone - Counterfeit Device	4
	Avoid Payment	ATTEMPTS
750.540C2A	Telephone - Counterfeit Device	4
	Avoid Payment	ATTEMPTS
750.540C4	Telephone - Access Device Violation	4
	ATTEMPTS	
750.543M	False Report or Threat	20
	of Terrorism	ATTEMPTS
750.72	Burning Dwelling House	20
	ATTEMPTS	
750.72-A	Arson - Dwelling House	20
	ATTEMPTS	
750.72-B	Arson - Dwelling House Curtilage	20
	ATTEMPTS	
750.73	Arson - Real Property	10
	ATTEMPTS	
750.74	Arson - Personal Property	10
	ATTEMPTS	
750.741C1	Arson - Real/Personal Property	5
	Betw \$1K & <\$20K	ATTEMPTS
750.741D1	Arson - Personal Property	10
	\$20K+	ATTEMPTS
750.74B	Arson - Personal Property	4
	Over \$50	ATTEMPTS
750.75	Arson - Insured Property	10
	ATTEMPTS	
750.77	Arson - Preparing to Burn	10
	ATTEMPTS	
750.771C1	Arson - Prepare to Burn Property	5
	Betw \$1K & <\$20K	ATTEMPTS
750.771D1	Arson - Prepare to Burn Prop	10
	\$20K+	ATTEMPTS
750.78	Arson - Setting Fire to Woods/ Prairies/Grounds	4
	ATTEMPTS	
750.814	Domestic Violence	2
	3rd Offense	ATTEMPTS
750.81A3	Domestic Violence - Aggravated	2
	2nd Offense	ATTEMPTS
750.81C2	Assault & Battery - Against FIA Employee	2
	ATTEMPTS	
750.81D1	Resist/Obstruct/Assault Peace Officer	2
	ATTEMPTS	
750.81D2	Resist/Obstruct/Assault Peace Officer - Cause Injury	4
	ATTEMPTS	
750.81D3	Police Officer - Result Serious Injury	15
	ATTEMPTS	

Total 57,166 9,608	DISPOSITIONS			
	Prison 16,614 771	Probation 27,168 6,195	Jail* 10,071 1,833	Other** 3,313 809
1		1		
94	18	60	15	1
3	1		2	
2		2		
4		4		
1	1			
2	1		1	
1		1		
37	24	10	1	2
22	6	11	4	1
2		2		
75	36	27	9	3
6	2	4		
2		1	1	
50	11	27	9	3
8	1	6		1
12	1	5	3	3
2		2		
1			1	
11	3	6	1	1
1		1		
2		1	1	
15	3	8	4	
4		3	1	
13	4	7	2	
7		6	1	
5	1	2	2	
1		1		
375	72	203	100	
47	14	26	7	
6	3	3		
2,037	403	992	552	90
157	44	79	27	7
12	1	7	3	1
3	2	1		
2		1	1	

**NOTE: Be sure to check for related offense codes when examining a particular type of crime. They may or may not be in sequential order or even on the same page.**

# A2 2004 Criminal Court Dispositions by Offense and Type of Disposition — All Offenses

Page Twenty of Twenty-one

Compiled Laws	Offense	VIOLETIONS ATTEMPTS Max. Penalty
750.82	Felonious Assault	4
	ATTEMPTS	
750.822	Asslt w/Dangerous Weapon - Weapon-Free School Zone	4
	ATTEMPTS	
750.83	Asslt w/Int to Commit Murder	LIFE
	ATTEMPTS	
750.84	Asslt w/Int Gr Bod Hrm Less Murder	10
	ATTEMPTS	
750.86	Assault w/Intent to Maim	10
	ATTEMPTS	
750.87	Asslt w/Intent to Commit Felony	10
	ATTEMPTS	
750.88	Asslt w/Intent to Rob & Steal Unarmed	15
	ATTEMPTS	
750.89	Asslt w/Intent to Rob & Steal Armed	LIFE
	ATTEMPTS	
750.90BB	Assault Pregnant Individual - Cause Serious Injury to Embryo	10
	ATTEMPTS	
750.90DA	Miscarriage - OUIL Accident Against Preg Individual	15
	ATTEMPTS	
750.90E	Miscarriage - Neg Operate MV Against Pregnant Individual	MISD
	ATTEMPTS	
750.91	Attempt to Murder	LIFE
	ATTEMPTS	
752.10031	Health Care Fraud - False Claim	4
	ATTEMPTS	
752.10032	Health Care Fraud - Medically Unnecessary Treatment	4
	ATTEMPTS	
752.10033	Health Care Fraud - False Statement	4
	ATTEMPTS	
752.1005	Health Care Fraud - Conspiracy	10
	ATTEMPTS	
752.10542	Copy Audio/Video For Gain - Felony	5
	ATTEMPTS	
752.191	Felonious Driving	2
	ATTEMPTS	
752.541	Riot	10
	ATTEMPTS	
752.542	Incite to Riot	10
	ATTEMPTS	
752.543	Unlawful Assembly	5
	ATTEMPTS	
752.7971C1	Computers - Commit Crime Betw \$1K & <\$20K	5
	ATTEMPTS	
752.7971D1	Computers - Commit Crime Over \$20K	10
	ATTEMPTS	
752.7972A	Computers - Unauthorized Access	5
	ATTEMPTS	
752.7973C	Computers - Use to Commit Crime, Penalty Betw 2-4 Yrs.	4
	ATTEMPTS	

Total 57,166 9,608	DISPOSITIONS			
	Prison 16,614 771	Probation 27,168 6,195	Jail* 10,071 1,833	Other** 3,313 809
1,958	552	1,028	284	94
385	25	249	103	8
3	2	1		
192	190	2		
647	413	180	29	25
33	12	18	2	1
2		2		
12	4	6	2	
2		1	1	
71	42	17	7	5
4	1	1	2	
175	155	15	5	
2	2			
1		1		
1	1			
1		1		
1	1			
21		19	2	
2		2		
2		2		
1			1	
5		3	2	
21		18	3	
9	2	4	3	
3	3			
1		1		
2		2		
2		1		1
3		2	1	
1		1		
7		2		5
2		1	1	
4	1	2	1	
1		1		

NOTE: Be sure to check for related offense codes when examining a particular type of crime. They may or may not be in sequential order or even on the same page.

# A2 2004 Criminal Court Dispositions by Offense and Type of Disposition — All Offenses

Page Twenty-one of Twenty-one

Compiled Laws	Offense	VIOLATIONS ATTEMPTS Max. Penalty	
752.7973D	Computers - Use to Commit Crime, Penalty Betw 4-10 Yrs.	ATTEMPTS	7
752.7973E	Computers - Use to Commit Crime Penalty Betw 10-20 Yrs.	ATTEMPTS	10
752.7973F	Computers - Use to Commit Crime Penalty >20 Yrs.	ATTEMPTS	20
752.811	Break & Enter - Coin-Operated Device	ATTEMPTS	3
752.811A	Break & Enter - Coin-Operated Device	ATTEMPTS	3
752.811B	Break & Enter - Poss Tool to Open Coin-Operated Device	ATTEMPTS	3
752.861	Weapons - Firearms, Careless Use Causing Injury/Death	ATTEMPTS	2
767A.91A	Prosecutor's Investigative Subpoena Perjury	ATTEMPTS	15
767A.91B	Prosecutor's Investigative Subpoena Perjury - LIFE Sentence	ATTEMPTS	LIFE
769.11	Habitual Offender Third Felony	ATTEMPTS	LIFE
800.2811	Prisons - Furnish Contraband to Prisoner in Prison	ATTEMPTS	5
800.2813	Prisons - Bringing Contraband Into	ATTEMPTS	5
800.2814	Prisons - Prisoner Possessing Contraband	ATTEMPTS	5
800.2834	Prisons - Prisoner Possessing Weapon	ATTEMPTS	5
801.2621A	Jail - Bring Weapon Into	ATTEMPTS	5
801.2621B	Jail - Furnish Weapon to Prisoner	ATTEMPTS	5
801.2622	Jail - Prisoner Possess Weapon	ATTEMPTS	5
801.2631	Jail - Furnish Contraband to Prisoner	ATTEMPTS	5
801.2632	Jails - Prisoner Possessing Contraband	ATTEMPTS	5

Total 57,166 9,608	DISPOSITIONS			
	Prison 16,614 771	Probation 27,168 6,195	Jail* 10,071 1,833	Other** 3,313 809
57	9	43	2	3
8	4	4		
5	4			1
1		1		
96	10	48	25	13
9	1	4	4	
2	1	1		
13	1	10		2
1		1		
1			1	
1		1		
6		5	1	
3	1	1		1
17	9	4	4	
7	2		5	
35	31	1	3	
6	4		2	
39	37		2	
9	9			
1				1
1		1		
6	4	1	1	
2	1	1		
5		3	2	
2	1		1	
18	6	3	9	
9	1	5	3	

**NOTES:** Be sure to check for related offense codes when examining a particular type of crime. They may or may not be in sequential order or even on the same page.

Offenders may have multiple dispositions.

\* Includes Fine, Restitution, and Costs.

\*\* Includes Delayed and Suspended Sentences and HYTA Probation.

SOURCE: Basic Information Reports (BIR).

# A2a 2004 Criminal Court Dispositions by Offense and Type of Disposition — Non-Assaultive Offenses

Page One of Twelve

Compiled Laws	Offense	VIOLATIONS ATTEMPTS Max. Penalty	
28.2931	State ID Card - False Application	5	
	ATTEMPTS		
28.2951A	State ID Card-Alter/Forged Use To Commit Felony	4	
	ATTEMPTS		
28.425B3	Weapons - Handgun False Info CCW Permit	4	
	ATTEMPTS		
28.7291A	Sex Offender - Fail to Register	4	
	ATTEMPTS		
28.7291B	Sex Offender - Fail to Register 2nd Offense	7	
	ATTEMPTS		
28.7291C	Sex Offender - Fail to Register 3rd or Subs Offense	10	
	ATTEMPTS		
168.932E	Election Law - Absentee Ballot Tamper	5	
	ATTEMPTS		
168.932F	Election Law - Absentee Ballot Possess	5	
	ATTEMPTS		
168.933	Election Law - Swear Falsely Under Oath	5	
	ATTEMPTS		
205.27	Taxes - Defraud/Evade Payment of	15	
	ATTEMPTS		
205.271A	Taxes - Fail to File/False Return	5	
	ATTEMPTS		
205.271B	Taxes - Aid & Abet Evasion	5	
	ATTEMPTS		
205.273	Taxes - False Return/Perjury	15	
	ATTEMPTS		
205.4282	Tobacco Products Tax Act Violations Felony	5	
	ATTEMPTS		
205.4282A	Tobacco Products Tax Act - Sell w/o Tax Stamp	5	
	ATTEMPTS		
257.233A6	Odometer Tampering	5	
	ATTEMPTS		
257.254	MV Code - Intent to Pass False Title	10	
	ATTEMPTS		
257.257	License Documents/Plates Forgery	5	
	ATTEMPTS		
257.2572	License Documents/Plates Forgery 2nd Offense	7	
	ATTEMPTS		
257.3107A	Operator's License-Forged w/Int Commit Crime Max >10yrs.	10	
	ATTEMPTS		
257.3107B	Operator's License-Forged w/Int Commit Crime Max Betw 6mos. & 10yrs.	5	
	ATTEMPTS		
257.3108	Operator's License - Poss Forged w/Intent to Deliver	5	
	ATTEMPTS		
257.3109	Operator's License - Poss 2 or More	5	
	ATTEMPTS		
257.3291	Insurance Certificates - Poss/Sale of Stolen/Counterfeit	15	
	ATTEMPTS		

Total 27,517 5,594	DISPOSITIONS			
	Prison 6,939 378	Probation 13,569 3,659	Jail* 4,903 1,039	Other** 2,106 518
9		6	1	2
1			1	
6		5	1	
1		1		
1			1	
233	41	101	89	2
81	4	42	34	1
7	1	3	3	
1		1		
3		3		
1			1	
13		13		
1		1		
1			1	
5		5		
3		3		
1		1		
3		1	2	
3		2	1	
1		1		
2		2		
1		1		
50	8	25	12	5
7	1	4	2	
34	4	21	8	1
23		13	5	5
1			1	
12	2	5	4	1
7	1	5	1	
1			1	
4		3		1
4	1	3		
1			1	
8		5	1	2
2		2		

**NOTE: Be sure to check for related offense codes when examining a particular type of crime. They may or may not be in sequential order or even on the same page.**

# A2a 2004 Criminal Court Dispositions by Offense and Type of Disposition

## — Non-Assaultive Offenses

Page Two of Twelve

Compiled Laws	Offense	VIOLETIONS ATTEMPTS Max. Penalty
257.6251	Operate - Addict or Intox	5
	ATTEMPTS	
257.62510C	Operating - OWI - 3rd Offense	5
	ATTEMPTS	
257.6256	Operating - OUIL/Per Se 3rd (Felony)	5
	ATTEMPTS	
257.6256D	Operating - OUIL/Per Se/OWI - 3rd Offense	5
	ATTEMPTS	
257.6257A2	Operating OUIL/Occupant <16, 2nd Offense	5
	ATTEMPTS	
257.903	Motor Vehicle Code, False Certification	5
	ATTEMPTS	
287.7441	Animal Industry Act - Felony Violations	5
	ATTEMPTS	
289.51072	Food Law - Felony Violations	4
	ATTEMPTS	
324.20139	Hazardous Subs - Knowing Release/ False Statement	2
	ATTEMPTS	
324.4011811	Wildlife Conservation - Buy/Sell Protected Species	4
	ATTEMPTS	
333.16294	Health Prof - Unauthorized Practice Felony	4
	ATTEMPTS	
400.60	Welfare Fraud - False Statements for Asst	10
	ATTEMPTS	
400.601-B	Welfare Fraud - Over \$500	4
	ATTEMPTS	
400.602	Welfare Fraud - Fail to Inform	4
	ATTEMPTS	
400.602B	Welfare Fraud - Fail to Inform Over \$500	4
	ATTEMPTS	
400.6071	Medicaid Fraud - False Claim	4
	ATTEMPTS	
400.71313A	Adult Foster Care - Operate w/o License	2
	ATTEMPTS	
432.2182	Gambling Activity - Felony Violations	10
	ATTEMPTS	
432.30	Lottery - Forged/Counterfeit Ticket	5
	ATTEMPTS	
451.501	Blue Sky Laws - Fraudulent Schemes/ Statements	10
	ATTEMPTS	
451.604A1W	Blue Sky Laws - Borrow From Customer	10
	ATTEMPTS	
500.45111	Insurance - Fraudulent Acts	4
	ATTEMPTS	
500.45112	Insurance Fraud - Conspiracies	10
	ATTEMPTS	
565.371	Real Property - Record Fraudulent Conveyance	3
	ATTEMPTS	

Total 27,517 5,594	DISPOSITIONS			
	Prison 6,939 378	Probation 13,569 3,659	Jail* 4,903 1,039	Other** 2,106 518
7	2	4		1
75	5	65	5	
1		1		
22	1	5	16	
3,261	810	2,130	319	2
2		2		
85	11	67	7	
47	6	24	17	
11		9	2	
4		4		
1		1		
1		1		
1			1	
6		6		
1			1	
14		10	4	
11		8	3	
1			1	
1			1	
107	1	99	7	
8	1	7		
18		18		
2		2		
5		5		
6	1	3	2	
1	1			
5			5	
2		2		
71	4	55	9	3
22	1	16	5	
4		2	1	1
1		1		
1		1		

**NOTE: Be sure to check for related offense codes when examining a particular type of crime. They may or may not be in sequential order or even on the same page.**

# A2a 2004 Criminal Court Dispositions by Offense and Type of Disposition — Non-Assaultive Offenses

Page Three of Twelve

Compiled Laws	Offense	VIOLATIONS ATTEMPTS		Max. Penalty
570.111010C	Contractor - False Sworn Statement <\$20K or 2nd Offense	ATTEMPTS		5
570.111010D	Contractor - False Sworn Statement >\$20K or 3rd Offense	ATTEMPTS		10
570.1110B	False Sworn Statement by Contractor	ATTEMPTS		10
570.152	Contractor - Fraudulent Use of Building Contract Fund	ATTEMPTS		3
600.2907A2	Real Property - Encumber w/o Cause	ATTEMPTS		3
722.6335B	Child Abuse - Intentional False Report	ATTEMPTS		4
750.110-A	Break & Enter - Unoccup. Bldg. w/Intent	ATTEMPTS		10
750.110A3	Home Invasion - 2nd Degree	ATTEMPTS		15
750.110A4	Home Invasion - 3rd Degree	ATTEMPTS		5
750.110-B	Break & Enter - Occup Bldg. w/Intent	ATTEMPTS		15
750.111	Entering w/o Breaking	ATTEMPTS		5
750.116	Possession of Burglars Tools	ATTEMPTS		10
750.117	Bribery of Public Officer	ATTEMPTS		4
750.1227A	Witness - Bribe/Intimidate/Interfere	ATTEMPTS		4
750.1313C	Check - Non-Sufficient Funds - \$500 or More	ATTEMPTS		2
750.131A	Checks w/o Account or w/o Sufficient Funds	ATTEMPTS		2
750.131A1	Check - No Account	ATTEMPTS		2
750.131A2	Check - 3 Non-Sufficient Funds Within 10 Days	ATTEMPTS		2
750.145P1	Vulnerable Adult - Financial Fraud/ Obstruction	ATTEMPTS		MISD
750.147B	Ethnic Intimidation	ATTEMPTS		2
750.157A	Conspiracy	ATTEMPTS		5
750.157B3	Solicit to Commit Felony	ATTEMPTS		5
750.157N	Financial Transaction Device, Steal/ Retain/Poss	ATTEMPTS		4
750.157N1	Financial Transaction Device - Steal/ Retain w/o Consent	ATTEMPTS		4

Total 27,517 5,594	DISPOSITIONS			
	Prison 6,939 378	Probation 13,569 3,659	Jail* 4,903 1,039	Other** 2,106 518
4		4		
1		1		
1		1		
1		1		
41	5	34	2	
6	1	5		
2			2	
2		2		
1,721	665	672	207	177
383	66	220	58	39
1,417	627	479	130	181
180	51	100	19	10
481	90	253	95	43
36	5	24	6	1
2		1	1	
169	53	76	25	15
13	1	10	2	
74	29	27	10	8
17	1	12	4	
4	1		3	
2			2	
14	5	4	2	3
9		3	3	3
127	12	88	23	4
9	2	3	4	
469	54	290	115	10
130	5	92	26	7
3		3		
18	6	7	3	2
17	8	7	2	
2		1	1	
3	1	1		1
5			4	1
908	130	450	206	122
107	4	70	27	6

**NOTE:** Be sure to check for related offense codes when examining a particular type of crime. They may or may not be in sequential order or even on the same page.

# A2a 2004 Criminal Court Dispositions by Offense and Type of Disposition — Non-Assaultive Offenses

Page Four of Twelve

VIOLATIONS ATTEMPTS		
Compiled Laws	Offense	Max. Penalty
750.157N2	Financial Transaction Device - Poss Fraudulent One	4
	ATTEMPTS	
750.157P	Financial Transaction Device - Poss w/Intent to Use/Sell	4
	ATTEMPTS	
750.157Q	Financial Transaction Device - Illegal Sale/Use	4
	ATTEMPTS	
750.157R	Financial Transaction Device - Forge/Alter/Counterfeiting	4
	ATTEMPTS	
750.157U	Financial Transaction Device - Overcharging	4
	ATTEMPTS	
750.157V	Financial Transaction Device - False ID	4
	ATTEMPTS	
750.157W1C1	Financial Trans Device - Fraud Betw \$1K & <\$20K	5
	ATTEMPTS	
750.159I1	Criminal Enterprise - Conducting	20
	ATTEMPTS	
750.159I3	Criminal Enterprise - Recv Racketeering Proceeds	20
	ATTEMPTS	
750.159I4A	Criminal Enterprise - Conspiracy	20
	ATTEMPTS	
750.160	Dead Bodies - Disinterment & Mutilation	10
	ATTEMPTS	
750.161	Desertion & Non-Support	3
	ATTEMPTS	
750.165	Refusing to Support Spouse or Children	4
	ATTEMPTS	
750.174	Embezzle - Agt, Serv, Emp, Trustee	10
	ATTEMPTS	
750.1744A	Embezzlement - Agent or Trustee Betw \$1K & <\$20K	5
	ATTEMPTS	
750.1744B	Embezzle - Agent or Trustee - Betw \$200 & <\$1K, 2nd Offense	5
	ATTEMPTS	
750.1745A	Embezzlement - Agent or Trustee \$20K or More	10
	ATTEMPTS	
750.174A4A	Embezzlement - Relationship of Trust Betw \$1K & <\$20K	5
	ATTEMPTS	
750.174A5A	Embezzlement - Vulnerable Adult Over \$20K	10
	ATTEMPTS	
750.174-B	Embezzlement - Agent or Trustee Over \$100	10
	ATTEMPTS	
750.175	Embezzle - Public Officer, Agent, Servant Over \$50	10
	ATTEMPTS	
750.176	Embezzle - Administrator/Executor/Guardian	10
	ATTEMPTS	
750.180	Embezzlement - Financial Institution	20
	ATTEMPTS	
750.1814A	Embezzlement - Jointly Held Property Betw \$1K & <\$20K	5
	ATTEMPTS	

Total 27,517 5,594	DISPOSITIONS			
	Prison 6,939 378	Probation 13,569 3,659	Jail* 4,903 1,039	Other** 2,106 518
30	5	18	7	
2		1	1	
142	20	61	35	26
16	1	11	3	1
194	20	115	38	21
27		17	9	1
2		1	1	
2		1	1	
2		2		
38	7	24	6	1
5		3	2	
8	1	5	1	1
2		1	1	
17	9	7	1	
3	1	2		
3	2	1		
1	1			
9	7	2		
109	13	85	11	
11	3	5	3	
543	37	464	42	
814	6	797	11	
4	1		3	
443	19	329	37	58
108	1	87	10	10
3		2	1	
117	23	90	1	3
16		15	1	
21	2	17	2	
3		3		
13	6	7		
4		4		
34	11	4	18	1
2			2	
8		7	1	
2	1		1	
8		4	1	3
3		3		
2		2		

**NOTE:** Be sure to check for related offense codes when examining a particular type of crime. They may or may not be in sequential order or even on the same page.

# A2a 2004 Criminal Court Dispositions by Offense and Type of Disposition — Non-Assaultive Offenses

Page Five of Twelve

Compiled Laws	Offense	VIOLATIONS ATTEMPTS Max. Penalty	
750.183A	Escape - Aiding Prisoner	ATTEMPTS	7
750.186A	Escape from Juvenile Facility	ATTEMPTS	4
750.193	Break, Escape or Attempt to Break, Escape Prison	ATTEMPTS	5
750.1951	Escape from Misdemeanor Jail Sentence	ATTEMPTS	2
750.1952	Escape - From Felony Jail Sentence	ATTEMPTS	4
750.1971	Escape - Awaiting Trial for Misdemeanor	ATTEMPTS	2
750.1972	Escape - Awaiting Trial for Felony	ATTEMPTS	4
750.199A	Absconding or Forfeiting Bond	ATTEMPTS	4
750.2153	Impersonate Peace Officer to Commit Crime	ATTEMPTS	4
750.217E	Impersonate FIA Employee - Commit Crime	ATTEMPTS	2
750.218	False Pretenses w/Int to Defraud	ATTEMPTS	10
750.2184A	False Pretenses - Betw \$1K & <\$20K	ATTEMPTS	5
750.2184B	False Pretenses - Between \$200 - \$1K 2nd Offense	ATTEMPTS	5
750.2185A	False Pretenses - \$20K or More	ATTEMPTS	10
750.218-B	False Pretenses - Over \$100	ATTEMPTS	10
750.219A2C1	Telephone - Avoid Payment Betw \$1K & <\$20K	ATTEMPTS	5
750.219A2C3	Telephone - Avoid Payment Betw \$200 & \$1K 2nd Offense	ATTEMPTS	5
750.219E	Financial Institution - Unauthorized Credit Application	ATTEMPTS	4
750.219F	Financial Institution - Forward Unauth Credit Application	ATTEMPTS	4
750.224	Weapon - Dangerous Weapon Sale/Poss	ATTEMPTS	5
750.2241-A	Weapon - Dangerous Weapon - Misc	ATTEMPTS	5
750.2241-B	Weapon - Dangerous Weapon - Gas Device	ATTEMPTS	5
750.224A	Weapon - Taser, Poss or Sale	ATTEMPTS	4
750.224B	Weapon - Short-Barrel Shotgun/ Rifle	ATTEMPTS	5

Total 27,517 5,594	DISPOSITIONS			
	Prison 6,939 378	Probation 13,569 3,659	Jail* 4,903 1,039	Other** 2,106 518
1				1
1		1		
10	2	4	4	
4		3		1
30	29	1		
5	5			
19	1	6	12	
37	15	8	14	
7	1	1	5	
3		2	1	
19	8	5	5	1
2	1		1	
97	31	29	35	2
11	2	4	5	
10	7	2	1	
1		1		
4			4	
197	39	123	25	10
60	1	44	9	6
1	1			
47	13	29	4	1
9	1	7	1	
22	7	8	7	
2		1	1	
4	1	1	2	
1		1		
8	1	5	2	
1		1		
1		1		
2		1	1	
42	2	21	8	11
18	1	7	4	6
3		1	2	
1			1	
33	1	18	8	6
11		5	4	2
72	14	37	11	10
9		5	3	1

**NOTE: Be sure to check for related offense codes when examining a particular type of crime. They may or may not be in sequential order or even on the same page.**



# A2a 2004 Criminal Court Dispositions by Offense and Type of Disposition — Non-Assaultive Offenses

Page Six of Twelve

Compiled Laws	Offense	VIOLATIONS ATTEMPTS Max. Penalty
750.224C	Weapon - Manufacture/Dist Armor Piercing Ammo	4 ATTEMPTS
750.224E	Weapon - Convert Firearm to Auto	4 ATTEMPTS
750.224F	Weapon - Firearm, Poss by Felon	5 ATTEMPTS
750.226	Carry Weapon w/Unlawful Intent	5 ATTEMPTS
750.227	Weapons - Carrying Concealed	5 ATTEMPTS
750.227A	Weapons - Firearms - Unlawful Poss By Sec. Guard	4 ATTEMPTS
750.227B	Felony Firearm	10 ATTEMPTS
750.227BA	Felony Firearm	2 ATTEMPTS
750.227BB	Felony Firearm - 2nd Offense	10 ATTEMPTS
750.227C	Poss of Loaded Firearm in Vehicle	2 ATTEMPTS
750.227F	Body Armor - Wear During Violent Crime	4 ATTEMPTS
750.227G9A	Body Armor - Poss/Use by Violent Felon	4 ATTEMPTS
750.230	Weapons - Firearms - Alter ID	2 ATTEMPTS
750.232A3	Weapons - Firearms, False App	4 ATTEMPTS
750.248	Forgery of Records, Other Instruments	14 ATTEMPTS
750.248A	Financial Transaction Device - Utter & Publish	4 ATTEMPTS
750.249	Uttering & Publishing	14 ATTEMPTS
750.249A	Financial Transaction Device - Forgery	4 ATTEMPTS
750.250	Forgery of State Warrant	7 ATTEMPTS
750.251	Forgery of Bank Bills/Promissory Notes	7 ATTEMPTS
750.252	Counterfeit Notes Poss w/Int to Utter & Publish	7 ATTEMPTS
750.253	Uttering & Publishing Counterfeit Bills or Notes	5 ATTEMPTS
750.254	Forged Bills, Notes, Possession w/Int to Utter & Publish	5 ATTEMPTS
750.255	Counterfeiting - Possession of Tools	10 ATTEMPTS

Total 27,517 5,594	DISPOSITIONS			
	Prison 6,939 378	Probation 13,569 3,659	Jail* 4,903 1,039	Other** 2,106 518
1			1	
1		1		
702 26	428 1	199 17	74 8	1
85 9	22	37 6	18 3	8
1,199 700	234 26	590 423	238 134	137 117
2 30		2 1		
516	475	27		14
7	7			
75	8	46	16	5
6	4	2		
3 1		3 1		
5		2	3	
1 1			1 1	
363 42	94 3	199 32	53 6	17 1
21 3	3	15 3	1	2
2,452 640	547 53	1,278 413	478 136	149 38
3		1	2	
3		3		
1		1		
12 2	1	8 1	2 1	1
35 8	2 1	19 5	10 2	4
16 2	3	3 1	7 1	3
3 2	2	1 2		

**NOTE: Be sure to check for related offense codes when examining a particular type of crime. They may or may not be in sequential order or even on the same page.**

# A2a 2004 Criminal Court Dispositions by Offense and Type of Disposition — Non-Assaultive Offenses

Page Seven of Twelve

Compiled Laws	Offense	VIOLATIONS ATTEMPTS Max. Penalty
750.260	Counterfeiting - Coins/Poss of More than 5	LIFE
750.261	Counterfeiting - Coins/Poss of Less than 5	10
750.278	Fraud - Warehouse Receipts	5
750.279	Fraudulent Disposition of Exhausted Property	4
750.280	Fraud - Common Law	10
750.282	Public Utility - Fraudulent Use	4
750.282B	Public Utility - Fraudulent Use >\$500	4
750.285	Obtain Personal Identity Info w/o Permission	5
750.30	Adultery	4
750.300A1B	Food Stamps - Fraud Between \$200 - \$1K	5
750.303B	Gaming Room Permitting for Gain	MISD
750.356	Larceny	10
750.3562A	Larceny - \$20,000 or More	10
750.3563A	Larceny - \$1,000 Or More But Less Than \$20,000	5
750.3563B	Larceny - \$200 Or More But Less Than \$1,000 - 2nd Offense	5
750.356A	Larceny, Motor Vehicle	10
750.356-A	Larceny - Over \$100 (obsolete)	5
750.356A1	Larceny - From a Motor Vehicle	5
750.356A2C1	Breaking and Entering - A Vehicle Steal Prop. \$1K - <\$20K	5
750.356A2C2	B&E Vehicle - Steal Betw \$200-\$1,000 2nd Offense	5
750.356A3	Breaking and Entering - A Vehicle (with Damage)	5
750.356A-A	Larceny - From a Motor Vehicle	5
750.356A-B	Breaking and Entering - A Vehicle Steal Prop. Over \$5	5
750.356A-C	Breaking and Entering - A Vehicle (with Damage)	5

Total 27,517 5,594	DISPOSITIONS			
	Prison 6,939 378	Probation 13,569 3,659	Jail* 4,903 1,039	Other** 2,106 518
4	1	2	1	
5		2	1	2
3		3		
1			1	
1		1		
1		1		
1		1		
2		2		
175	47	97	21	10
19	2	13	4	
1		1		
2		2		
1		1		
9	1	1	7	
2	1		1	
20	4	10	4	2
2		2		
259	56	123	47	33
30	4	17	7	2
6	1	3	2	
34	4	12	14	4
5		4	1	
5	2	1	2	
1			1	
713	110	273	135	195
130	7	68	33	22
54	16	30	6	2
7	1	4	1	1
2		1	1	
467	95	191	97	84
90	3	45	27	15
3		3		
11	4		7	
5			5	

**NOTE: Be sure to check for related offense codes when examining a particular type of crime. They may or may not be in sequential order or even on the same page.**

# A2a 2004 Criminal Court Dispositions by Offense and Type of Disposition — Non-Assaultive Offenses

Page Eight of Twelve

Compiled Laws	Offense	VIOLATIONS ATTEMPTS Max. Penalty
750.356B	B & E Coin Operated Telephone	4
	ATTEMPTS	
750.356C	Retail Fraud - 1st Degree	5
	ATTEMPTS	
750.357	Larceny from Person	10
	ATTEMPTS	
750.357A	Larceny Livestock	4
	ATTEMPTS	
750.357B	Firearms - Stealing of Another	5
	ATTEMPTS	
750.360	Larceny in Building	4
	ATTEMPTS	
750.362	Larceny - By Conversion	10
	ATTEMPTS	
750.3622A	Larceny - By Conversion \$20K+	10
	ATTEMPTS	
750.3622B	Larceny - By Conversion Betw \$1K and <\$20K 3rd or subs	10
	ATTEMPTS	
750.3623A	Larceny - By Conversion Betw \$1K and <\$20K	5
	ATTEMPTS	
750.362-A	Larceny - By Conversion Over \$100 (obsolete)	5
	ATTEMPTS	
750.362A2A	Failure to Return Rented Property Over \$20,000	10
	ATTEMPTS	
750.362A3A	Failure to Return Rented Property Betw \$1K & <\$20K	5
	ATTEMPTS	
750.363	Larceny by False Personation	10
	ATTEMPTS	
750.3632A	Larceny by False Personation \$20K+	10
	ATTEMPTS	
750.3633A	Larceny by False Personation Betw \$1K & <\$20K	5
	ATTEMPTS	
750.377A	Malicious Destruction of Personal Property	10
	ATTEMPTS	
750.377A1A1	Malicious Destruction of Personal Property \$20K+	10
	ATTEMPTS	
750.377A1A2	Mal Destr. of Personal Property Betw \$1K & <\$20K 3rd or subs	10
	ATTEMPTS	
750.377A1B1	Mal Destr. of Personal Property Betw \$1K & <\$20K	5
	ATTEMPTS	
750.377A1B2	Mal Destr. of Personal Property Betw \$200 & <\$1K 2nd Offense	5
	ATTEMPTS	
750.377AA	Malicious Destruction of Personal Property Over \$100	4
	ATTEMPTS	
750.3802A	Malicious Destruction of Building Over \$20K	10
	ATTEMPTS	
750.3803A	Malicious Destruction of Building Betw \$1K & <\$20K	5
	ATTEMPTS	

Total 27,517 5,594	DISPOSITIONS			
	Prison 6,939 378	Probation 13,569 3,659	Jail* 4,903 1,039	Other** 2,106 518
15	2	8	5	
6	1	2	2	1
834	225	333	251	25
58	3	30	22	3
359	114	160	60	25
76	9	43	20	4
1	1			
104	52	32	8	12
4		2	2	
1,678	289	809	403	177
447	17	294	99	37
5		1	4	
21	9	9	3	
3	1	2		
1		1		
122	26	74	21	1
14	2	8	4	
1		1		
10		8	2	
3	1	2		
31	5	19	6	1
8		6	2	
3	1	2		
1		1		
4		3		1
2		2		
2			2	
4		1	3	
8	1	4		3
2		1		1
1		1		
249	32	134	33	50
40	3	28	6	3
4		1	2	1
8	3		5	
3	2	1		
1				1
85	23	35	10	17
19	2	14	1	2

**NOTE: Be sure to check for related offense codes when examining a particular type of crime. They may or may not be in sequential order or even on the same page.**

# A2a 2004 Criminal Court Dispositions by Offense and Type of Disposition — Non-Assaultive Offenses

Page Nine of Twelve

Compiled Laws	Offense	VIOLETIONS ATTEMPTS Max. Penalty
750.3803B	Mal Destr. of Building Betw \$200 and <\$1K, 2nd Offense	5 ATTEMPTS
750.380A	Malicious Destruction of Building Over \$100 (obsolete)	4 ATTEMPTS
750.3821C1	Malicious Destr. - Trees, etc. Betw \$1K & <\$20K	5 ATTEMPTS
750.383A	Malicious Destruction of Utility Property	4 ATTEMPTS
750.3875A	Malicious Destr. Tombs/Memorials Betw \$1K & <\$20K	5 ATTEMPTS
750.411A1B	False Report of a Felony	4 ATTEMPTS
750.411A3A	False Report/Threat - Bomb, Harmful Materials	4 ATTEMPTS
750.411O	Money Laundering - 1st Degree	20 ATTEMPTS
750.413	Unlawfully Driving Away an Automobile	5 ATTEMPTS
750.414	Unlawful Use Auto w/o Intent to Steal	2 ATTEMPTS
750.4152	MV Conceal or Misrep ID w/Intent to Mislead (Felony)	4 ATTEMPTS
750.4155	MV Poss w/Int Del False Vehicle ID Plates/ Labels	4 ATTEMPTS
750.422	Perjury - Court Proceeding	LIFE ATTEMPTS
750.422A	Perjury - Court Proceeding Capital Offense	LIFE ATTEMPTS
750.422B	Perjury - Court Proceeding	15 ATTEMPTS
750.425B	Perjury - Other than Court Proceeding	5 ATTEMPTS
750.439	Polygamy	4 ATTEMPTS
750.451-D	Prostitution - 3rd Offense	2 ATTEMPTS
750.452	Keeping House of Ill Fame	5 ATTEMPTS
750.457	Accept Earnings of Prostitute	20 ATTEMPTS
750.478A2	Public Officer - Attempt Obstruct Official Duties	MISD ATTEMPTS
750.483A6A	Tamper with Evidence	4 ATTEMPTS
750.483A6B	Tamper w/ Evidence - Criminal Case >10 Yr. Term	10 ATTEMPTS
750.49	Animals - Fighting - General Felony	15 ATTEMPTS

Total 27,517 5,594	DISPOSITIONS			
	Prison 6,939 378	Probation 13,569 3,659	Jail* 4,903 1,039	Other** 2,106 518
1		1		
3	1		2	
10	1	4	1	4
1		1		
7	2	3	1	1
1		1		
1		1		
194	18	118	32	26
75		57	15	3
28	8	14	3	3
9	1	6	2	
1	1			
952	285	371	195	101
247	26	115	66	40
572	62	299	179	32
16	3	12	1	
8		8		
4		4		
1			1	
2	1	1		
1	1			
8		6	1	1
2		2		
2		2		
61	5	18	38	
4		4		
1		1		
20	16	4		
1		1		
2		2		
5	1	2	1	1
1		1		
2		2		
1			1	

NOTE: Be sure to check for related offense codes when examining a particular type of crime. They may or may not be in sequential order or even on the same page.

# A2a 2004 Criminal Court Dispositions by Offense and Type of Disposition — Non-Assaultive Offenses

Page Ten of Twelve

		VIOLATIONS	
		ATTEMPTS	
Compiled Laws	Offense	Max. Penalty	
750.492A1A	Medical Records - False Info on Charts - Care Provider	ATTEMPTS	4
750.49-A	Animals - Fighting	ATTEMPTS	4
750.49-B	Animals - Attending Fight	ATTEMPTS	4
750.49-C	Animals - Fighting - Equipment	ATTEMPTS	4
750.502D	Anhydrous Ammonia - Container Tampering	ATTEMPTS	4
750.505-A	Obstruction of Justice	ATTEMPTS	5
750.505-B	Accessory After the Fact to Felony	ATTEMPTS	5
750.505C	Common Law Offenses	ATTEMPTS	5
750.50B	Animals - Killing/Torturing	ATTEMPTS	4
750.535	Stolen Property - Receiving and Concealing	ATTEMPTS	10
750.5352A	Stolen Property - Rec & Conc \$20K+	ATTEMPTS	10
750.5352B	Rec/Conc Stolen Prop >\$20K 3rd or Subs	ATTEMPTS	10
750.5353A	Stolen Property - Rec & Conc Betw \$1K & <\$20K	ATTEMPTS	5
750.5353B	Stolen Prop - Rec & Conc Betw \$200 & <\$1K - 2nd Offense	ATTEMPTS	5
750.5357	Receiving and Concealing Stolen Automobile	ATTEMPTS	5
750.535A	Motor Vehicles - Operating a Chop Shop	ATTEMPTS	10
750.535-A	Stolen Property - Receiving & Conceal Over \$100 (obsolete)	ATTEMPTS	5
750.535A2	Motor Vehicles - Operating a Chop Shop	ATTEMPTS	10
750.535B	Weapons, Firearms - Receiving & Concealing	ATTEMPTS	10
750.539C	Eavesdropping Upon Private Conversation	ATTEMPTS	2
750.539D	Eavesdropping - Installing Device	ATTEMPTS	2
750.539F	Eavesdropping - Manufac/Poss Device	ATTEMPTS	2
750.540	Cut, Break, Tap Wire or Cable	ATTEMPTS	2
750.540C1	Telephone - Counterfeit Device Avoid Payment	ATTEMPTS	4

Total 27,517 5,594	DISPOSITIONS			
	Prison 6,939 378	Probation 13,569 3,659	Jail* 4,903 1,039	Other** 2,106 518
1		1		
2		2		
1		1		
3		3		
9	1	4	4	
2		2		
15	2	9	3	1
5		3	2	
103	25	48	14	16
15		10	4	1
2		1	1	
19	1	12	6	
3	1	1	1	
7			7	
132	32	50	47	3
18	1	6	6	5
3	1	1	1	
760	170	240	302	48
140	14	61	56	9
7	3	2	2	
1		1		
884	206	437	143	98
431	6	238	70	117
23		4	18	1
5		1	4	
15	2	3	10	
2		1	1	
24	1	12	10	1
1		1		
70	19	36	8	7
19	5	12	1	1
4		4		
37	3	33	1	
1		1		
94	18	60	15	1
3	1		2	

**NOTE: Be sure to check for related offense codes when examining a particular type of crime. They may or may not be in sequential order or even on the same page.**

# A2a 2004 Criminal Court Dispositions by Offense and Type of Disposition — Non-Assaultive Offenses

Page Eleven of Twelve

VIOLATIONS ATTEMPTS		
Compiled Laws	Offense	Max. Penalty
750.540C2A	Telephone - Counterfeit Device Avoid Payment	4 ATTEMPTS
750.540C4	Telephone - Access Device Violation	4 ATTEMPTS
750.543M	False Report or Threat of Terrorism	20 ATTEMPTS
752.10031	Health Care Fraud - False Claim	4 ATTEMPTS
752.10032	Health Care Fraud - Medically Unnecessary Treatment	4 ATTEMPTS
752.10033	Health Care Fraud - False Statement	4 ATTEMPTS
752.1005	Health Care Fraud - Conspiracy	10 ATTEMPTS
752.10542	Copy Audio/Video For Gain - Felony	5 ATTEMPTS
752.543	Unlawful Assembly	5 ATTEMPTS
752.7971C1	Computers - Commit Crime Betw \$1K & <\$20K	5 ATTEMPTS
752.7971D1	Computers - Commit Crime Over \$20K	10 ATTEMPTS
752.7972A	Computers - Unauthorized Access	5 ATTEMPTS
752.7973C	Computers - Use to Commit Crime, Penalty Betw 2-4 Yrs.	4 ATTEMPTS
752.7973D	Computers - Use to Commit Crime, Penalty Betw 4-10 Yrs.	7 ATTEMPTS
752.7973E	Computers - Use to Commit Crime Penalty Betw 10-20 Yrs.	10 ATTEMPTS
752.7973F	Computers - Use to Commit Crime Penalty >20 Yrs.	20 ATTEMPTS
752.811	Break & Enter - Coin-Operated Device	3 ATTEMPTS
752.811A	Break & Enter - Coin-Operated Device	3 ATTEMPTS
752.811B	Break & Enter - Poss Tool to Open Coin-Operated Device	3 ATTEMPTS
767A.91A	Prosecutor's Investigative Subpoena Perjury	15 ATTEMPTS
767A.91B	Prosecutor's Investigative Subpoena Perjury - LIFE Sentence	LIFE ATTEMPTS
769.11	Habitual Offender Third Felony	LIFE ATTEMPTS
800.2811	Prisons - Furnish Contraband to Prisoner in Prison	5 ATTEMPTS
800.2813	Prisons - Bringing Contraband Into	5 ATTEMPTS

Total 27,517 5,594	DISPOSITIONS			
	Prison 6,939 378	Probation 13,569 3,659	Jail* 4,903 1,039	Other** 2,106 518
2		2		
4		4		
1	1			
21		19	2	
2		2		
2		2		
1			1	
5		3	2	
21		18	3	
2		1		1
3		2	1	
1		1		
7		2		5
2		1	1	
4	1	2	1	
1		1		
57	9	43	2	3
8	4	4		
5	4			1
1		1		
96	10	48	25	13
9	1	4	4	
2	1	1		
1		1		
1			1	
1		1		
6		5	1	
3	1	1		1
17	9	4	4	
7	2		5	

**NOTE: Be sure to check for related offense codes when examining a particular type of crime. They may or may not be in sequential order or even on the same page.**

# A2a 2004 Criminal Court Dispositions by Offense and Type of Disposition

## — Non-Assaultive Offenses

Page Twelve of Twelve

Compiled Laws	Offense	VIOLETIONS ATTEMPTS Max. Penalty
800.2814	Prisons - Prisoner Possessing Contraband	ATTEMPTS 5
800.2834	Prisons - Prisoner Possessing Weapon	ATTEMPTS 5
801.2621A	Jail - Bring Weapon Into	ATTEMPTS 5
801.2621B	Jail - Furnish Weapon to Prisoner	ATTEMPTS 5
801.2622	Jail - Prisoner Possess Weapon	ATTEMPTS 5
801.2631	Jail - Furnish Contraband to Prisoner	ATTEMPTS 5
801.2632	Jails - Prisoner Possessing Contraband	ATTEMPTS 5

Total 27,517 5,594	DISPOSITIONS			
	Prison 6,939 378	Probation 13,569 3,659	Jail* 4,903 1,039	Other** 2,106 518
35	31	1	3	
6	4		2	
39	37		2	
9	9			
1				1
1		1		
6	4	1	1	
2	1	1		
5		3	2	
2	1		1	
18	6	3	9	
9	1	5	3	

**NOTES: Be sure to check for related offense codes when examining a particular type of crime. They may or may not be in sequential order or even on the same page.**

Offenders may have multiple dispositions.

\* Includes Fine, Restitution, and Costs.

\*\* Includes Delayed and Suspended Sentences and HYTA Probation.

SOURCE: Basic Information Reports (BIR).

# A2b 2004 Criminal Court Dispositions by Offense and Type of Disposition — Drug Offenses

Page One of Three

Compiled Laws	Offense	VIOLETIONS ATTEMPTS Max. Penalty
333.17766C1	Ephedrine/Pseudoephedrine Poss >12g	2
	ATTEMPTS	
333.73413	Controlled Sub - Imitation Mfg. or Distribution	2
	ATTEMPTS	
333.7401	Controlled Sub - Mfg, Del, Poss	LIFE
	ATTEMPTS	
333.74012A	Controlled Sub - Mfg, Del, Poss (Narcotic or Cocaine)	LIFE
	ATTEMPTS	
333.74012A1	Controlled Sub - Mfg, Del, Poss - 1,000 or More Grams	LIFE
	ATTEMPTS	
333.74012A2	Controlled Sub - Mfg, Del, Poss 450-999g	30
	ATTEMPTS	
333.74012A3	Controlled Sub - Mfg, Del, Poss 50-449g	20
	ATTEMPTS	
333.74012A4	Controlled Sub - Mfg, Del, Poss <50 Grams	20
	ATTEMPTS	
333.74012B	Contr. Sub - Mfg, Del, Poss, Sch 1-3, Methamphetamine	20
	ATTEMPTS	
333.74012B1	Controlled Sub - Mfg, Del, Poss Methamphetamine	20
	ATTEMPTS	
333.74012B-A	Contr. Sub, Mfg, Del, Poss (Sch 1,2,3 ex Marij & Cocaine)	7
	ATTEMPTS	
333.74012B-B	Contr. Sub - Mfg, Del, Poss (Subs added to Sch 1,2,3 by Rule)	7
	ATTEMPTS	
333.74012C	Contr. Sub - Mfg, Del, Poss, Sch 4, or Added by Rule	4
	ATTEMPTS	
333.74012C-A	Controlled Sub, Mfg, Del, Poss, (Sch 4)	4
	ATTEMPTS	
333.74012C-B	Controlled Sub, Mfg, Del, Poss, (Sch 4 Added by Rule)	4
	ATTEMPTS	
333.74012D	Controlled Sub - Mfg, Del, Poss (Sch 5)	2
	ATTEMPTS	
333.74012D1	Controlled Sub - Mfg, Del, Poss, 45 Kg+ Marijuana	15
	ATTEMPTS	
333.74012D2	Controlled Sub - Mfg, Del, Poss Marijuana 5 - <45 Kg	7
	ATTEMPTS	
333.74012D3	Controlled Sub - Mfg, Del, Poss, Marijuana <5 Kg	4
	ATTEMPTS	
333.74012E	Controlled Sub - Mfg, Del, Poss, Schedule 5	2
	ATTEMPTS	
333.74012F	Prescription Forms Mfg, Del, Poss	7
	ATTEMPTS	
333.7401B3B	Controlled Sub - Possess GBL	2
	ATTEMPTS	
333.7401C2A	Controlled Sub - Operate/Maintain A Lab	10
	ATTEMPTS	
333.7401C2B	Contr. Sub - Operate Lab Near Minor	20
	ATTEMPTS	
333.7401C2C	Controlled Sub - Op/Maintain Lab Involve Hazardous Waste	20
	ATTEMPTS	

Total 13,996 2,594	DISPOSITIONS			
	Prison 2,468 122	Probation 7,864 1,716	Jail* 3,059 526	Other** 605 230
16	2	10	3	1
114	15	47	45	7
1			1	
1			1	
11		3	8	
1			1	
18	16		2	
34	32	2		
185	171	10	4	
6	2	3	1	
2,776	981	1,344	431	20
980	77	613	166	124
1	1			
157	80	53	16	8
11	3	5		3
174	36	96	27	15
20		13	7	
7	1	6		
2	1	1		
2		1	1	
31	2	17	12	
3		1	1	1
1		1		
2		2		
8		4	3	1
142	18	98	24	2
9	1	8		
6	2	3	1	
3		1	2	
2,714	268	1,545	512	389
482	4	308	90	80
3			3	
15		14	1	
1			1	
2	1	1		
181	56	93	29	3
17	2	9	5	1
5	2	3		
19	12	6		1
3		3		

NOTE: Be sure to check for related offense codes when examining a particular type of crime. They may or may not be in sequential order or even on the same page.



# A2b 2004 Criminal Court Dispositions by Offense and Type of Disposition — Drug Offenses

Page Two of Three

Compiled Laws	Offense	VIOLATIONS ATTEMPTS Max. Penalty	
333.7401C2D	Controlled Sub - Manufac Near Church/School	ATTEMPTS	20
333.7401C2E	Controlled Sub - Op/Maintain Lab Involve Firearm	ATTEMPTS	25
333.7401C2F	Controlled Sub - Op/Maintain Lab Involve Methamphetamine	ATTEMPTS	20
333.74022A	Contr. Sub - Mfg, Del, Poss Counterfeit (Narc. or Methamphet.)	ATTEMPTS	10
333.74022B	Contr. Sub - Mfg, Del, Poss Counterfeit Sch. 1, 2,	ATTEMPTS	5
333.74022C	Controlled Sub, Counterfeit (Sch 4)	ATTEMPTS	4
333.74022D	Contr. Sub - Mfg, Del, Poss Counterfeit (Sch 5)	ATTEMPTS	2
333.74022E	Contr. Sub - Mfg, Del, Poss Analogue	ATTEMPTS	15
333.7403	Controlled Sub - Possession	ATTEMPTS	LIFE
333.74032A	Controlled Sub - Possession Narc. or Cocaine	ATTEMPTS	LIFE
333.74032A1	Controlled Sub - Poss 1,000g+ Narc. or Cocaine	ATTEMPTS	LIFE
333.74032A2	Controlled Sub - Poss 450-999g Narc. or Cocaine	ATTEMPTS	30
333.74032A3	Controlled Sub - Poss 50-449g Narc. or Cocaine	ATTEMPTS	20
333.74032A4	Controlled Sub - Poss 25-49g Narc. or Cocaine	ATTEMPTS	4
333.74032A5	Controlled Sub - Poss Less 25g Narc. or Cocaine	ATTEMPTS	4
333.74032B	Controlled Sub - Poss Analogues, Sch 1-4 or Methamphet.	ATTEMPTS	10
333.74032B1	Controlled Sub - Possession Methamphetamine	ATTEMPTS	10
333.74032B-A	Controlled Sub - Possession Analogues	ATTEMPTS	2
333.74032B-B	Contr. Sub - Poss (Sub Added to Sch 1-4, by Rule)	ATTEMPTS	2
333.7405A	Controlled Sub - Prescription Violation	ATTEMPTS	MISD
333.7405D	Contr. Sub - Maintain or Keep Drug House	ATTEMPTS	2
333.74071A	Controlled Sub Licensee Distribute w/o Order Form	ATTEMPTS	4
333.74071C	Controlled Sub - Obtain by Fraud	ATTEMPTS	4
333.74071G	Controlled Sub - Counterfeit Prescription Form	ATTEMPTS	4
333.74072	Controlled Sub - Fail to Keep Records	ATTEMPTS	4

Total 13,996 2,594	DISPOSITIONS			
	Prison 2,468 122	Probation 7,864 1,716	Jail* 3,059 526	Other** 605 230
43	28	13	1	1
4	2	1	1	
2	2			
28	17	11		
1			1	
3	1		2	
2		1		1
3		3		
1		1		
1		1		
3		1	1	1
7		5		2
2	1		1	
2		2		
5	1	2	2	
8	7	1		
1	1			
1			1	
22	20	1	1	
35	4	27	4	
5		5		
5,193	508	3,089	1,524	72
893	22	642	212	17
4		4		
542	69	343	116	14
59	5	42	9	3
523	26	357	110	30
44	3	32	8	1
2		2		
646	46	452	120	28
1			1	
193	23	135	31	4
77	1	54	22	
15		8	7	
1		1		
1			1	

NOTE: Be sure to check for related offense codes when examining a particular type of crime. They may or may not be in sequential order or even on the same page.

# A2b 2004 Criminal Court Dispositions by Offense and Type of Disposition — Drug Offenses Page Three of Three

		VIOLATIONS ATTEMPTS	
Compiled Laws	Offense	Max. Penalty	
333.74101A	Controlled Sub - Deliver to Minor <50g	ATTEMPTS	40
333.74101B	Controlled Sub - Deliver to Minor Schedule 1,2,3	ATTEMPTS	40
333.74101D	Controlled Sub - Deliver to Minor Sch 4, Marijuana	ATTEMPTS	8
333.74102A	Contr. Sub - Deliver on School Prop Narc. or Cocaine	ATTEMPTS	60
333.74103	Contr. Sub - Poss w/Int on School Prop (Narc/Cocaine) <50g	ATTEMPTS	40
333.74104A	Contr. Sub - Poss w/Int on School Prop (Narc/Cocaine) <25g	ATTEMPTS	8
333.74104D	Contr. Sub - Poss w/Int on School Prop (Marijuana)	ATTEMPTS	MISD
333.7410A	Contr. Sub - Delivery/Poss in Park	ATTEMPTS	2
333.7413	Controlled Sub - Second Offense	ATTEMPTS	LIFE

Total 13,996 2,594	DISPOSITIONS			
	Prison 2,468 122	Probation 7,864 1,716	Jail* 3,059 526	Other** 605 230
3	2		1	
1	1			
7 1	2	4	1 1	
7	5	2		
6 1	6 1			
3		1	2	
22		12	5	5
1			1	
1		1		

**NOTE:** Be sure to check for related offense codes when examining a particular type of crime. They may or may not be in sequential order or even on the same page.

Offenders may have multiple dispositions.

\* Includes Fine, Restitution, and Costs.

\*\* Includes Delayed and Suspended Sentences and HYTA Probation.

SOURCE: Basic Information Reports (BIR).

# A2c 2004 Criminal Court Dispositions by Offense and Type of Disposition — Assaultive Offenses Page One of Eight

Compiled Laws	Offense	VIOLETIONS ATTEMPTS Max. Penalty
257.602A2	Peace Officer - Fleeing/Vehicle Code - 4th Degree	2 ATTEMPTS
257.602A3	Peace Officer - Fleeing/Vehicle Code - 2nd Offense	5 ATTEMPTS
257.602A3A	Peace Officer - Fleeing/Vehicle Code - 3rd Degree	5 ATTEMPTS
257.602A4A	Peace Officer - Fleeing/Vehicle Code - 2nd Degree	10 ATTEMPTS
257.602A5	Peace Officer - Fleeing/Vehicle Code - 1st Degree	15 ATTEMPTS
257.617	Fail to Stop at Accident - Serious Impairment/Death Rslt	5 ATTEMPTS
257.6173	Fail to Stop at Accident - At Fault Rslt Death	15 ATTEMPTS
257.6254	Operating - Under the Influence Causing Death	15 ATTEMPTS
257.6254A	Operating - Under the Influence Causing Death	15 ATTEMPTS
257.6255A	Operating - Under the Influence Cause Serious Injury	5 ATTEMPTS
257.626C	Felonious Driving	2 ATTEMPTS
257.653A3	Emergency Vehicle - Careless Passing Injury Resulting	2 ATTEMPTS
257.9044	Operate - License Suspend/Revoked Cause Death	15 ATTEMPTS
257.9045	Operate - License Suspend/Revoked Cause Serious Injury	5 ATTEMPTS
257.9047A	Operate - Allow Suspend/Revoked to Operate	2 ATTEMPTS
257.9047B	Operate - Allow Suspend/Revoked to Operate Causing Death	5 ATTEMPTS
287.3232	Animals, Dangerous Causing Serious Injury	4 ATTEMPTS
324.801764	Marine Safety - OUIL Cause Death	15 ATTEMPTS
324.801765	Marine Safety - OUIL Cause Serious Injury	5 ATTEMPTS
324.811348	ORV - OUIL Cause Serious Injury	5 ATTEMPTS
324.82126C1	Snowmobiles - Operate Cause Serious Injury/Death	2 ATTEMPTS
333.5210	AIDS - Sexual Penetration with Uninformed Partner	4 ATTEMPTS
436.17012	Alcohol - Sell/Furnish to Minor, Death Resulting	10 ATTEMPTS
722.675	Distributing Obscene Matter to Minor	2 ATTEMPTS
750.10A	Sexually Delinquent	LIFE ATTEMPTS

Total 15,653 1,420	DISPOSITIONS			
	Prison 7,207 271	Probation 5,735 820	Jail* 2,109 268	Other** 602 61
384	58	198	119	9
13	3	8	2	
1		1		
807	242	405	137	23
54	4	29	19	2
36	24	6	6	
3		2	1	
2	2			
57	20	32	5	
2		1	1	
11	10	1		
47	36	8	3	
4	2	2		
2		2		
147	45	95	7	
6		6		
32	6	25	1	
1		1		
10	9	1		
21	15	5	1	
1		1		
1		1		
2		1	1	
1	1			
1	1			
1		1		
1		1		
3	1	2		
2		2		
1		1		
9	5	4		
25	10	13	2	
1	1			

**NOTE: Be sure to check for related offense codes when examining a particular type of crime. They may or may not be in sequential order or even on the same page.**

# A2c 2004 Criminal Court Dispositions by Offense and Type of Disposition — Assaultive Offenses

Page Two of Eight

Compiled Laws	Offense	VIOLETIONS ATTEMPTS Max. Penalty
750.110A2	Home Invasion - 1st Degree	20 ATTEMPTS
750.1227B	Witness - Intimidate, Criminal Case Max >10 years	10 ATTEMPTS
750.1227C	Witness - Intimidate, Threaten Injury/Death	15 ATTEMPTS
750.1228	Witness - Retaliate Against	10 ATTEMPTS
750.13	Entice Away Female Under 16	10 ATTEMPTS
750.135	Child Abuse - Abandonment	10 ATTEMPTS
750.136B2	Child Abuse - 1st Degree	15 ATTEMPTS
750.136B3	Child Abuse - 2nd Degree	4 ATTEMPTS
750.136B4	Child Abuse - 3rd Degree	2 ATTEMPTS
750.145AA	Child - Accost for Immoral Purposes	4 ATTEMPTS
750.145C2	Child Sexually Abusive Activity	20 ATTEMPTS
750.145C3	Child Sex Abuse Activity - Distribute or Promote	7 ATTEMPTS
750.145C4A	Child Sex Abusive Materials - Possess	4 ATTEMPTS
750.145D2	Computers - Commit Proscribed Conduct	20 ATTEMPTS
750.145D2B	Computers - Commit Crime w/Max Betw 1 - 2 Yrs.	2 ATTEMPTS
750.145D2C	Computers-Commit Crime w/Max Betw 2 - 4 Yrs.	4 ATTEMPTS
750.145D2D	Computers - Commit Crime w/Max Betw 4 - 10 Yrs.	10 ATTEMPTS
750.145D2E	Computers - Commit Crime w/Max Betw 10 - 15 Yrs.	15 ATTEMPTS
750.145D2F	Computer/Internet - Comm w/Other to Plan Crime 15+ yrs. Max	20 ATTEMPTS
750.145N2	Abuse Vulnerable Adult - 2nd Degree	4 ATTEMPTS
750.145N3	Abuse Vulnerable Adult - 3rd Degree	2 ATTEMPTS
750.157B2	Solicit to Murder	LIFE ATTEMPTS
750.157C	Solicit, Minor to Commit Felony	LIFE ATTEMPTS
750.158	Sodomy	15 ATTEMPTS
750.197C	Assault Employee and/or Escape Jail Through Violence	4 ATTEMPTS

Total 15,653 1,420	DISPOSITIONS			
	Prison 7,207 271	Probation 5,735 820	Jail* 2,109 268	Other** 602 61
555	407	88	26	34
133	30	67	14	22
10	5	4		1
6	4	2		
3		3		
1		1		
1	1			
1	1			
1		1		
25	19	4	2	
3	3			
83	15	53	13	2
9	1	6	2	
146	9	110	26	1
84	25	48	6	5
8	3	5		
38	32	3		3
6	1	5		
34	17	17		
91	22	62	7	
5		5		
1		1		
5	1	3	1	
17	7	8	1	1
1	1			
22	8	12		2
1		1		
41	23	15	1	2
4		4		
2		2		
4	4			
2	1	1		
1		1		
2		1	1	
2	1	1		
2	2			

NOTE: Be sure to check for related offense codes when examining a particular type of crime. They may or may not be in sequential order or even on the same page.

# A2c 2004 Criminal Court Dispositions by Offense and Type of Disposition

## — Assaultive Offenses

Page Three of Eight

Compiled Laws	Offense	VIOLETIONS ATTEMPTS Max. Penalty
750.197CA	Assault Prison Employee	4 ATTEMPTS
750.197CB	Escape - Jail Through Violence	4 ATTEMPTS
750.20011A	Harmful Device - Unlawful Poss or Use	15 ATTEMPTS
750.20011B	Harmful Device - Irritant - Unlawful Purpose	7 ATTEMPTS
750.2042B	Explosive, Send w/Int Injure/Destroy Property Damage	20 ATTEMPTS
750.204A	Explosives - Sending w/Int to Frighten	5 ATTEMPTS
750.2072B	Explosives - Place Near Prop, Cause Property Damage	20 ATTEMPTS
750.209-B	Explosives - Place Offensive Subs w/Int To Alarm	5 ATTEMPTS
750.2102A	Explosives - Poss Bomb w/Unlawful Intent	15 ATTEMPTS
750.2102B	Explosives - Poss Bomb w/Unlawful Intent Prop Damage	20 ATTEMPTS
750.211A2A	Explosives - Poss of Molotov Cocktail/Other Expl.	15 ATTEMPTS
750.211A2B	Explosives - Poss Molotov Cocktail Causing Property Damage	20 ATTEMPTS
750.213	Extortion	20 ATTEMPTS
750.224D2	Weapon - Chemical Type	2 ATTEMPTS
750.234A	Firearm - Discharge from a Vehicle	4 ATTEMPTS
750.234B	Firearm - Discharge In/At Dwelling	4 ATTEMPTS
750.2373	Firearm - Use OUIL - Cause Serious Injury	5 ATTEMPTS
750.316	First Degree Murder	LIFE ATTEMPTS
750.316-A	Murder - 1st Degree - Premeditated	LIFE ATTEMPTS
750.316-B	Murder - Felony	LIFE ATTEMPTS
750.316-C	Murder - Open - Statutory Short Form	LIFE ATTEMPTS
750.317	Second Degree Murder	LIFE ATTEMPTS
750.321	Manslaughter	15 ATTEMPTS
750.321-A	Manslaughter - Statutory Short Form	15 ATTEMPTS
750.321-C	Manslaughter - Involuntary	15 ATTEMPTS

Total 15,653 1,420	DISPOSITIONS			
	Prison 7,207 271	Probation 5,735 820	Jail* 2,109 268	Other** 602 61
74	53	9	11	1
7	4	2	1	
1	1			
2		1	1	
1				1
1		1		
3		2		1
4	1	2		1
1			1	
2	1	1		
1			1	
1				1
3	2		1	
1		1		
1	1			
25	17	7		1
5	1	3	1	
12	2	6	2	2
27	12	8	3	4
63	24	25	12	2
4	1	2	1	
1		1		
5	5			
88	87		1	
60	60			
20	20			
196	195		1	
13	5	7		1
38	35	3		
33	27	5		1
1	1			

**NOTE: Be sure to check for related offense codes when examining a particular type of crime. They may or may not be in sequential order or even on the same page.**

# A2c 2004 Criminal Court Dispositions by Offense and Type of Disposition

## — Assaultive Offenses

Page Four of Eight

Compiled Laws	Offense	VIOLATIONS ATTEMPTS Max. Penalty
750.321-E	Manslaughter with Motor Vehicle	15 ATTEMPTS
750.322	Homicide - Killing of Unborn Child	15 ATTEMPTS
750.324	Negligent Homicide	2 ATTEMPTS
750.329	Death - Firearm without Malice	15 ATTEMPTS
750.329A	Suicide - Assisting	5 ATTEMPTS
750.335A	Indecent Exposure (Sexually Delinquent Person)	LIFE ATTEMPTS
750.338	Gross Indecency Between Males - Commit/Procure	5 ATTEMPTS
750.338A	Gross Indecency Between Females - Commit/Procure	5 ATTEMPTS
750.338B	Gross Indecency Male and Female - Commit/Procure	5 ATTEMPTS
750.349	Kidnapping	LIFE ATTEMPTS
750.350	Kidnapping - Child Enticement	LIFE ATTEMPTS
750.377B	Mal Destr. Police or Fire Dept Property	4 ATTEMPTS
750.377C	Malicious Destruction of School Bus Intentional	5 ATTEMPTS
750.3942D	Objects - Throw at Trains/Cars Cause Serious Injury	10 ATTEMPTS
750.397	Mayhem w/Int Disfigure/Maim	10 ATTEMPTS
750.397A	Food - Place Harmful Objects In	10 ATTEMPTS
750.411H2B	Stalking a Minor	5 ATTEMPTS
750.411I	Stalking, Aggravated	5 ATTEMPTS
750.411I2B	Stalking a Minor - Aggravated	10 ATTEMPTS
750.411S2A	Computers, Post Harass/Threat Message	2 ATTEMPTS
750.411S2B	Computers, Post Harass/Threat Message Aggr Circumstance	5 ATTEMPTS
750.4362A	Poison, Food/Drink/Medicine/Wells Supply	15 ATTEMPTS
750.455	Prostitution/Pandering	20 ATTEMPTS
750.459	Prostitution - Transporting Female (perhaps compel)	20 ATTEMPTS
750.479	Public Officer - Obstruct/Resist Serving/Executing Process	20 ATTEMPTS

Total 15,653 1,420	DISPOSITIONS			
	Prison 7,207 271	Probation 5,735 820	Jail* 2,109 268	Other** 602 61
20	17	3		
2	1	1		
3	3			
97	9	72	5	11
2	2			
2	1	1		
4	3		1	
1		1		
4	1		3	
1		1		
22	6	14	2	
6		4	2	
56	56			
15	6	4	5	
1	1			
1	1			
226	59	98	49	20
68	3	45	17	3
1				1
4	4			
2	1	1		
1		1		
2		2		
3		3		
1		1		
207	61	121	25	
13	3	7	3	
2	1	1		
1		1		
7	1	5	1	
1				1
4	1	2		1
16	14	1	1	
19	17	2		
2		1	1	
68	2	23	42	1

**NOTE: Be sure to check for related offense codes when examining a particular type of crime. They may or may not be in sequential order or even on the same page.**

# A2c 2004 Criminal Court Dispositions by Offense and Type of Disposition

## — Assaultive Offenses

Page Five of Eight

Compiled Laws	Offense	VIOLETIONS ATTEMPTS Max. Penalty
750.479-A	Public Officer - Resist & Obstruct Serve Process/Order	2 ATTEMPTS
750.479-B	Police Officer - Resist & Obstruct	2 ATTEMPTS
750.4792	Public Officer - Assault or Obstruct	2 ATTEMPTS
750.4793	Public Officer - Assault or Obstruct Cause Injury	4 ATTEMPTS
750.479A	Police Officer - Fleeing	15 ATTEMPTS
750.479A2	Police Officer - Fleeing - 4th Degree	2 ATTEMPTS
750.479A3	Police Officer - Fleeing - 3rd Degree	5 ATTEMPTS
750.479A4-A	Police Officer - Fleeing - 2nd Degree	10 ATTEMPTS
750.479A-B	Peace Officer - Resist Arrest Injury Inflicted	2 ATTEMPTS
750.479B	Peace Officer - Disarming	10 ATTEMPTS
750.479B2	Peace Officer - Disarming Firearm	10 ATTEMPTS
750.483A2B	Interfering with Crime Report - Threat to Kill/Injure	10 ATTEMPTS
750.483A4B	Interference Police Investigation - Crime, Threaten Injury/Death	10 ATTEMPTS
750.511	Railroads - Block/Wreck Track	LIFE ATTEMPTS
750.520	Criminal Sexual Conduct	LIFE ATTEMPTS
750.520B	CSC - 1st Degree - Multiple Variables	LIFE ATTEMPTS
750.520B1A	CSC - 1st Degree - Person Under 13	LIFE ATTEMPTS
750.520B1B	CSC - 1st Degree - Relationship	LIFE ATTEMPTS
750.520B1C	CSC - 1st Degree - During Felony	LIFE ATTEMPTS
750.520B1D	CSC - 1st Degree - Accomplices	LIFE ATTEMPTS
750.520B1E	CSC - 1st Degree - Weapon Used	LIFE ATTEMPTS
750.520B1F	CSC - 1st Degree - Personal Injury	LIFE ATTEMPTS
750.520C	CSC - 2nd Degree - Multiple Variables	15 ATTEMPTS
750.520C1A	CSC - 2nd Degree - Person Under 13	15 ATTEMPTS
750.520C1B	CSC - 2nd Degree - Relationship	15 ATTEMPTS

Total 15,653 1,420	DISPOSITIONS			
	Prison 7,207 271	Probation 5,735 820	Jail* 2,109 268	Other** 602 61
3	1		2	
162	54	34	73	1
26	5	8	12	1
3	1		2	
1			1	
299	40	157	78	24
554	206	185	130	33
41	1	31	9	
18	14	2	2	
2	1		1	
4		1	3	
2		1	1	
2	2			
25	5	18	1	1
5	4	1		
4	2	1		1
1		1		
4		4		
2	1	1		
70	69		1	
2	1			1
260	256	3	1	
14	3	11		
98	98			
4	2	2		
19	19			
1	1			
16	16			
24	24			
4	1	3		
138	72	50	8	8
22	9	12	1	
534	357	153	13	11
63	22	33	7	1
104	85	18		1
21	3	15	3	

**NOTE: Be sure to check for related offense codes when examining a particular type of crime. They may or may not be in sequential order or even on the same page.**

# A2c 2004 Criminal Court Dispositions by Offense and Type of Disposition — Assaultive Offenses

Page Six of Eight

Compiled Laws	Offense	VIOLETIONS ATTEMPTS Max. Penalty
750.520C1C	CSC - 2nd Degree - During Felony	15 ATTEMPTS
750.520C1D	CSC - 2nd Degree - Accomplices	15 ATTEMPTS
750.520C1E	CSC - 2nd Degree - Weapon Used	15 ATTEMPTS
750.520C1F	CSC - 2nd Degree - Personal Injury	15 ATTEMPTS
750.520C1G	CSC - 2nd Degree - Injury to Incap. Victim	15 ATTEMPTS
750.520C1H	CSC - 2nd Degree - Mentally Disabled - Relation	15 ATTEMPTS
750.520C1L	CSC - 2nd Degree - State Prisoner (Juvenile)	15 ATTEMPTS
750.520D	CSC - 3rd Degree - Multiple Variables	15 ATTEMPTS
750.520D1A	CSC - 3rd Degree - Person 13 Through 15	15 ATTEMPTS
750.520D1B	CSC - 3rd Degree - Force or Coercion	15 ATTEMPTS
750.520D1C	CSC - 3rd Degree - Incapacitated Victim	15 ATTEMPTS
750.520D1D	CSC - 3rd Degree - Incest	15 ATTEMPTS
750.520E	CSC - 4th Degree - Multiple Variables	2 ATTEMPTS
750.520E1A	CSC - 4th Degree - Force or Coercion	2 ATTEMPTS
750.520E1A-A	CSC - 4th Degree - Victim 13 Through 15	2 ATTEMPTS
750.520E1B	CSC - 4th Degree - Incapacitated Victim	2 ATTEMPTS
750.520E1C	CSC - 4th Degree - Mentally Disabled	2 ATTEMPTS
750.520E1EA	CSC - 4th Degree - Mental Health Professional	2 ATTEMPTS
750.520E1FA	CSC - 4th Degree - School Employee	2 ATTEMPTS
750.520E1G	CSC - 4th Degree - Incest	2 ATTEMPTS
750.520G1	CSC - Assault with Intent to Commit Sexual Penetration	10 ATTEMPTS
750.520G2	CSC - Assault with intent to Commit CSC, 2nd Degree	5 ATTEMPTS
750.529	Robbery Armed	LIFE ATTEMPTS
750.529A	Car Jacking	LIFE ATTEMPTS
750.530	Robbery Unarmed	15 ATTEMPTS

Total 15,653 1,420	DISPOSITIONS			
	Prison 7,207 271	Probation 5,735 820	Jail* 2,109 268	Other** 602 61
9	8		1	
1			1	
3	2	1		
3	3			
3	2	1		
22	14	8		
4		2	2	
2		1	1	
1		1		
6	2	4		
1	1			
101	88	1	3	9
20	4	11	5	
389	306	23	12	48
173	64	75	24	10
93	81	9	2	1
28	5	15	7	1
14	13			1
4		3	1	
22	20	2		
156	16	100	33	7
278	39	161	56	22
206	48	120	26	12
31	5	18	4	4
4		4		
5		5		
1		1		
18	4	12	2	
197	109	69	16	3
3		1	1	1
70	23	42	4	1
2	1	1		
768	752	5	10	1
29	6	18	4	1
83	79	4		
18	5	10	2	1
498	277	150	30	41
36	12	17	7	

NOTE: Be sure to check for related offense codes when examining a particular type of crime. They may or may not be in sequential order or even on the same page.



# A2c 2004 Criminal Court Dispositions by Offense and Type of Disposition

## — Assaultive Offenses

Page Seven of Eight

Compiled Laws	Offense	VIOLETIONS ATTEMPTS Max. Penalty
750.531	Robbery, Bank/Safe/Vault	LIFE ATTEMPTS
750.531-A	Bank Robbery	LIFE ATTEMPTS
750.531-B	Safe Breaking	LIFE ATTEMPTS
750.532	Seduction	5 ATTEMPTS
750.72	Burning Dwelling House	20 ATTEMPTS
750.72-A	Arson - Dwelling House	20 ATTEMPTS
750.72-B	Arson - Dwelling House Curtilage	20 ATTEMPTS
750.73	Arson - Real Property	10 ATTEMPTS
750.74	Arson - Personal Property	10 ATTEMPTS
750.741C1	Arson - Real/Personal Property Betw \$1K & <\$20K	5 ATTEMPTS
750.741D1	Arson - Personal Property \$20K+	10 ATTEMPTS
750.74B	Arson - Personal Property Over \$50	4 ATTEMPTS
750.75	Arson - Insured Property	10 ATTEMPTS
750.77	Arson - Preparing to Burn	10 ATTEMPTS
750.771C1	Arson - Prepare to Burn Property Betw \$1K & <\$20K	5 ATTEMPTS
750.771D1	Arson - Prepare to Burn Prop \$20K+	10 ATTEMPTS
750.78	Arson - Setting Fire to Woods/ Prairies/Grounds	4 ATTEMPTS
750.814	Domestic Violence 3rd Offense	2 ATTEMPTS
750.81A3	Domestic Violence - Aggravated 2nd Offense	2 ATTEMPTS
750.81C2	Assault & Battery - Against FIA Employee	2 ATTEMPTS
750.81D1	Resist/Obstruct/Assault Peace Officer	2 ATTEMPTS
750.81D2	Resist/Obstruct/Assault Peace Officer - Cause Injury	4 ATTEMPTS
750.81D3	Police Officer - Result Serious Injury	15 ATTEMPTS
750.82	Felonious Assault	4 ATTEMPTS
750.822	Asslt w/Dangerous Weapon - Weapon-Free School Zone	4 ATTEMPTS

Total 15,653 1,420	DISPOSITIONS			
	Prison 7,207 271	Probation 5,735 820	Jail* 2,109 268	Other** 602 61
1		1		
86	75	11		
1		1		
41	29	12		
14	3	7		4
21	2	10	5	4
2	1		1	
1		1		
37	24	10	1	2
22	6	11	4	1
2		2		
75	36	27	9	3
6	2	4		
2		1	1	
50	11	27	9	3
8	1	6		1
12	1	5	3	3
2		2		
1			1	
11	3	6	1	1
1		1		
2		1	1	
15	3	8	4	
4		3	1	
13	4	7	2	
7		6	1	
5	1	2	2	
1		1		
375	72	203	100	
47	14	26	7	
6	3	3		
2,037	403	992	552	90
157	44	79	27	7
12	1	7	3	1
3	2	1		
2		1	1	
1,958	552	1,028	284	94
385	25	249	103	8
3	2	1		

**NOTE: Be sure to check for related offense codes when examining a particular type of crime. They may or may not be in sequential order or even on the same page.**

# A2c 2004 Criminal Court Dispositions by Offense and Type of Disposition

## — Assaultive Offenses

Page Eight of Eight

Compiled Laws	Offense	VIOLETIONS ATTEMPTS Max. Penalty
750.83	Asslt w/Int to Commit Murder	LIFE ATTEMPTS
750.84	Asslt w/Int Gr Bod Hrm Less Murder	10 ATTEMPTS
750.86	Assault w/Intent to Maim	10 ATTEMPTS
750.87	Asslt w/Intent to Commit Felony	10 ATTEMPTS
750.88	Asslt w/Intent to Rob & Steal Unarmed	15 ATTEMPTS
750.89	Asslt w/Intent to Rob & Steal Armed	LIFE ATTEMPTS
750.90BB	Assault Pregnant Individual - Cause Serious Injury to Embryo	10 ATTEMPTS
750.90DA	Miscarriage - OUIL Accident Against Preg Individual	15 ATTEMPTS
750.90E	Miscarriage - Neglig Operate of MV Against Pregnant Individual	MISD ATTEMPTS
750.91	Attempt to Murder	LIFE ATTEMPTS
752.191	Felonious Driving	2 ATTEMPTS
752.541	Riot	10 ATTEMPTS
752.542	Incite to Riot	10 ATTEMPTS
752.861	Weapons - Firearms, Careless Use Causing Injury/Death	2 ATTEMPTS

Total 15,653 1,420	DISPOSITIONS			
	Prison 7,207 271	Probation 5,735 820	Jail* 2,109 268	Other** 602 61
192	190	2		
647	413	180	29	25
33	12	18	2	1
2		2		
12	4	6	2	
2		1	1	
71	42	17	7	5
4	1	1	2	
175	155	15	5	
2	2			
1		1		
1	1			
1		1		
1	1			
9	2	4	3	
3	3			
1		1		
2		2		
13	1	10		2

**NOTES: Be sure to check for related offense codes when examining a particular type of crime. They may or may not be in sequential order or even on the same page.**

Offenders may have multiple dispositions.

\* Includes Fine, Restitution, and Costs.

\*\* Includes Delayed and Suspended Sentences and HYTA Probation.

SOURCE: Basic Information Reports (BIR).

---

# Prison Commitments

# B

This section provides data on prison intake — the number and characteristics of new prisoners received into the Department’s institutions and camps.

Tables B1a and B1b exclude one category of intake, called *additional sentence imposed*. Additional sentence imposed is excluded from these tables because rather than new offenders admitted into the system, these are prisoners who are already incarcerated and then receive an additional sentence, either because of a crime committed while incarcerated or because of later sentencing on a previous pending charge.

All of the other tables and charts in this section *include* the additional sentence imposed category.

Tables B1a through B1c compare prison intake for 2004 with intake and various other data for past years.

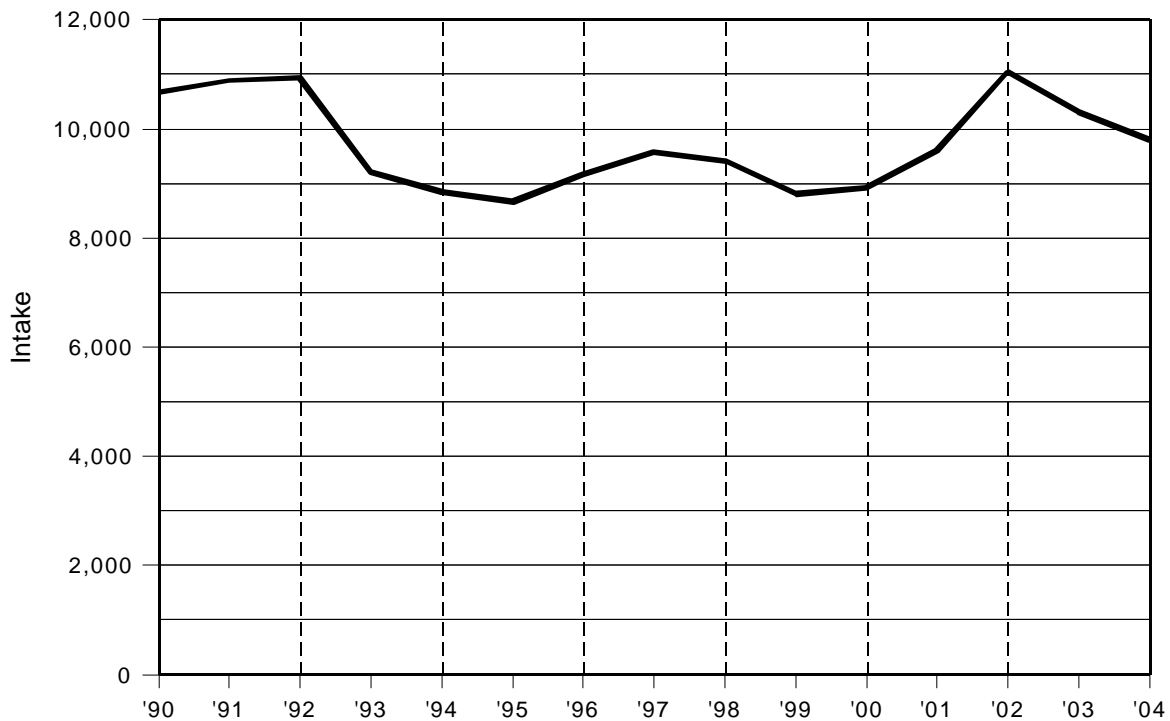
Table B2 shows all 2004 prison intake broken down by minimum sentence and offense. Tables B2a through B2c show the information in Table B2 broken down by major crime categories (i.e., non-assaultive, drug and assaultive). Table B3 shows *female* intake broken down by minimum sentence and offense.

The crimes in the B2 series of tables and the B3 table are sorted by Michigan Compiled Law (MCL) numbers and Prosecuting Attorney’s Coordinating Council (PACC) codes (the sort order used since 1999). Since this sort order keeps sequential codes together, similar crimes are not consolidated. This level of detail provides much richer information, but the reader must be careful to watch for related codes when attempting to examine the prison intake frequency and minimum term distribution for a particular type of crime. For example, several separate offense codes now appear for the crime of first degree criminal sexual conduct (750.520B--) because each code represents a specific characteristic of the offense.

Tables B4a through B7 summarize commitments to prison broken down by various other characteristics — including age, race, gender, commitment type, and major crime type.

# B1a Annual Prison Intake (Excluding “Additional Sentence Imposed”) Calendar Years 1990 - 2004

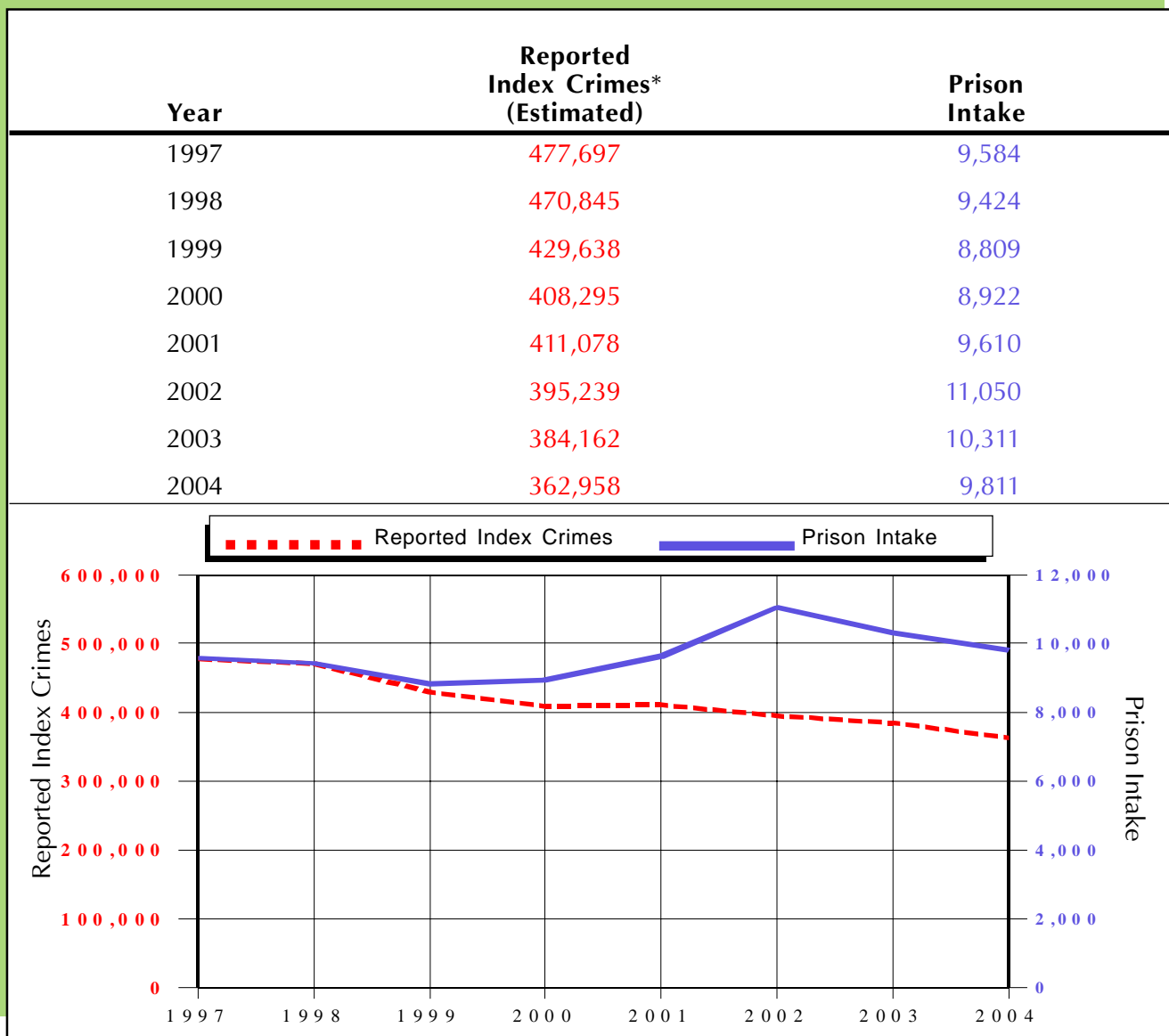
Year	Admissions to Prison	Numerical Change	Percent Change
1990	10,674	---	---
1991	10,883	209	2.0
1992	10,943	60	0.6
1993	9,219	(1,724)	(15.8)
1994	8,845	(374)	(4.1)
1995	8,667	(178)	(2.0)
1996	9,169	502	5.8
1997	9,584	415	4.5
1998	9,424	(160)	(1.7)
1999	8,809	(615)	(6.5)
2000	8,922	113	1.3
2001	9,610	688	7.7
2002	11,050	1,440	15.0
2003	10,311	(739)	(6.7)
2004	9,811	(500)	(4.8)



Source: Corrections Management Information System (CMIS).

# B1b Reported Index Crimes and Prison Intake (Excluding "Additional Sentence Imposed") Calendar Years 1997 - 2004

This chart was modified in 1999 from previous years to accommodate a change in reporting from the Michigan State Police. The MSP changed its process for reporting index crimes in the 1999 UCR report and generated estimates back through 1995 for continuity. State index crime totals are now calculated by combining actual figures with estimates of missing data, using an estimation process adapted from that used by the FBI. The MSP's estimation process is designed to help ensure an accurate portrayal of crime trends, and minimize fluctuations due to reporting discrepancies.



[Sources] Reported Index Crimes: Michigan State Police (MSP) 2004 Uniform Crime Report (UCR).  
Prison Intake: Corrections Management Information System (CMIS)

\*Index crimes include murder, rape, robbery, aggravated assault, burglary, larceny, motor vehicle theft, and arson.

# B1c Total Prisoner Population, Prison Commitments, and Michigan Census: 1945 - 2004

Year	Total Prisoner Population*	Prison Commitments (Inc. Add. Sentence Imposed)	Michigan Census
1945	7,391	2,353	5,435,092
1946	7,830	2,460	5,708,415
1947	8,239	2,529	6,069,000
1948	8,124	2,588	6,195,000
1949	8,519	3,165	6,352,000
1950	8,727	3,061	6,371,766
1951	9,176	3,041	6,545,000
1952	8,774	2,779	6,708,000
1953	8,870	3,530	6,852,000
1954	8,912	3,386	7,024,000
1955	9,571	3,270	7,236,000
1956	9,547	3,601	7,516,000
1957	10,071	3,588	7,803,000
1958	10,138	3,890	7,866,000
1959	10,334	3,667	7,960,000
1960	9,622	3,706	7,823,194
1961	9,550	4,123	7,903,000
1962	9,197	3,832	7,939,000
1963	8,338	3,990	8,030,000
1964	8,264	3,741	8,100,000
1965	7,345	3,280	8,199,283
1966	6,754	3,088	8,314,070
1967	7,037	3,719	8,615,000
1968	7,743	3,950	8,675,000
1969	8,409	4,169	8,734,000
1970	9,079	4,907	8,875,083
1971	9,547	5,446	8,996,000
1972	8,471	4,734	9,013,475
1973	7,874	4,114	9,061,000
1974	8,630	5,172	9,094,000
1975	10,855	6,218	9,092,000
1976	11,737	6,596	9,100,000
1977	13,824	7,071	9,138,000
1978	14,944	6,681	9,181,000
1979	15,063	5,843	9,207,000
1980	15,148	6,212	9,262,078
1981	14,923	6,138	9,270,000
1982	15,082	6,409	9,227,300
1983	14,508	6,897	9,050,282
1984	14,658	7,154	9,262,044
1985	17,744	7,767	9,170,000
1986	20,739	8,289	9,143,600
1987	23,977	9,092	9,205,800
1988	27,720	10,759	9,300,100
1989	31,834	12,760	9,273,300
1990	34,209	12,099	9,295,287
1991	36,293	12,179	9,395,022
1992	38,628	12,191	9,470,323
1993	38,942	10,299	9,529,240
1994	40,501	9,751	9,584,481
1995	41,112	9,523	9,659,871
1996	42,349	10,047	9,739,184
1997	44,771	10,575	9,785,450
1998	45,879	10,433	9,820,231
1999	46,617	9,656	9,863,775
2000	47,718	9,743	9,938,444
2001	48,849	10,498	10,002,663
2002	50,591	12,138	10,039,379
2003	49,357	11,167	10,078,146
2004	48,831	10,772	10,104,206

[Sources] Prisoner Population: Prisoner Census Report. Commitments: Corrections Management Information System (CMIS).

Michigan Census: U.S. Census Bureau. The figure for Year 2000 reflects actual Census. Census figures since 2000 revised by the Census Bureau.

\*Total Prisoner Population includes prisoners in the institutions and camps, the SAI - Prison program and Community Residential Programs.

# B2 2004 Commitments by Minimum Term Distribution for Men and Women — All Offenses

*Includes Additional Sentences Imposed*

Page One of Eighteen

B - 5

GRAND TOTALS*		
VIOLATIONS		
ATTEMPTS		
Max. Penalty		
28.729	Sex Offender - Fail to Register	4
	ATTEMPTS	
28.7291B	Sex Offender - Fail to Register	7
	2nd Offense	ATTEMPTS
257.254	MV Code - Intent to Pass False	10
	Title	ATTEMPTS
257.2551	License Plates - Expired/None	MISD
	ATTEMPTS	
257.257	License Documents/Plates Forgery	5
	ATTEMPTS	
257.301	Operating No License/Multiple	MISD
	Licenses	ATTEMPTS
257.3107A	Operator's License-Forged w/Int	10
	Commit Crime Max >10yrs	ATTEMPTS
257.324	Operating - License Forged/Altered/	MISD
	False ID	ATTEMPTS
257.602A2	Peace Officer - Fleeing/Vehicle	2
	Code - 4th Degree	ATTEMPTS
257.602A3-A	Peace Officer - Fleeing/Vehicle	5
	Code - 3rd Degree	ATTEMPTS
257.602A3	Peace Officer - Fleeing/Vehicle	5
	Code - 2nd Offense	ATTEMPTS
257.602A4-A	Peace Officer - Fleeing/Vehicle	10
	Code - Cause Serious Injury	ATTEMPTS
257.617	Fail to Stop at Accident - Serious	5
	Impairment/Death Rslt	ATTEMPTS
257.6173	Fail to Stop at Accident - At Fault	15
	Rslt Death	ATTEMPTS
257.617A	Fail to Stop at Scene of Personal	MISD
	Injury Accident	ATTEMPTS
257.620	Fail to Stop after Collision	MISD
	ATTEMPTS	
257.6251-A	Operating - OUIL/Per Se	MISD
	ATTEMPTS	
257.6251	Operate - Addict or Intox	5
	ATTEMPTS	
257.62510C	Operating - OWI - 3rd Offense	5
	ATTEMPTS	

TOTAL	.5	1	1.5	2	2.5	3	3.5	4	4.5	5	10	15	20	25	>25	LIFE	AVG
10,772	302	1,626	2,049	2,670	689	714	274	299	157	362	830	278	120	74	68	158	3.2
10,192	248	1,511	1,913	2,552	662	703	261	298	157	361	829	277	120	74	68	158	3.3
478	54	115	136	118	27	11	13	1		1	1	1					1.4
28	2	7	10	4	1	3		1									1.5
3			3														1.2
1			1														1.5
4		3		1													1.2
1	1																.2
1		1															1.0
1								1									3.8
1		1															1.0
2				1		1											2.5
2				1			1										2.6
25		7	15	2	1												1.2
144	9	47	42	28	7	4	1	3		1	2						1.5
2	1		1														.8
2		2															1.0
19	2	1	4	1	3	3	2			2	1						2.6
11	1		4	4		1	1										1.8
4				1		1	2										2.9
1		1															1.0
1			1														1.5
6			2	4													1.7
1				1													1.9
3			2	1													1.4

NOTE: Be sure to check for related offense codes when examining a particular type of crime. They may or may not be in sequential order or even on the same page.

# B2 2004 Commitments by Minimum Term Distribution for Men and Women — All Offenses

*Includes Additional Sentences Imposed*  
Page Two of Eighteen

B - 6

GRAND TOTALS*		
VIOLATIONS		
ATTEMPTS		
Max. Penalty		
257.6254	Operating - Under the Influence	15
	Causing Death	ATTEMPTS
257.6255-A	Operating - Under the Influence	5
	Causing Serious Injury	ATTEMPTS
257.6256-A	Operating a Vehicle - Minor	MISD
	ATTEMPTS	
257.6256	Operating - OUIL/Per Se 3rd	5
	(Felony)	ATTEMPTS
257.6256D	Operating - OUIL/Per Se/OWI -	5
	3rd Offense	ATTEMPTS
257.6257A2	Operating OUIL/Occupant <16,	5
	2nd Offense	ATTEMPTS
257.903	Motor Vehicle Code, False	5
	Certification	ATTEMPTS
257.9041B	Operate - Allow Suspend/	MISD
	Revoked to Operate	ATTEMPTS
257.9041C	Operate - Allow Suspend/Revoke to	MISD
	Operate - 2nd Offense	ATTEMPTS
257.9044	Operate - License Suspend/Revoked	15
	Cause Death	ATTEMPTS
257.9045	Operate - License Suspend/Revoked	5
	Cause Serious Injury	ATTEMPTS
324.801764	Marine Safety, OUIL Cause	15
	Death	ATTEMPTS
324.801765	Marine Safety, OUIL Cause	5
	Serious Injury	ATTEMPTS
333.17766C1	Ephedrine/Pseudoephedrine Poss	>12g 2
	ATTEMPTS	
333.73413	Controlled Sub - Imitation Mfg.	2
	or Distribution	ATTEMPTS
333.74012A1	Controlled Sub - Mfg, Del, Poss -	LIFE
	1,000 or More Grams	ATTEMPTS
333.74012A2	Controlled Sub - Mfg, Del, Poss	30
	450-999g	ATTEMPTS
333.74012A3	Controlled Sub - Mfg, Del, Poss	20
	50-449g	ATTEMPTS
333.74012A4	Controlled Sub - Mfg, Del, Poss	20
	<50 Grams	ATTEMPTS

TOTAL	.5	1	1.5	2	2.5	3	3.5	4	4.5	5	10	15	20	25	>25	LIFE	AVG
10,772	302	1,626	2,049	2,670	689	714	274	299	157	362	830	278	120	74	68	158	3.2
10,192	248	1,511	1,913	2,552	662	703	261	298	157	361	829	277	120	74	68	158	3.3
478	54	115	136	118	27	11	13	1		1	1	1					1.4
28	1			4	1	2	2	4		5	8	1					4.5
2					1		1										2.9
28		2	5	9	3	3	4			1		1					2.7
1				1													2.0
1				1													1.9
669	3	112	214	239	54	26	11	6		4							1.7
9	1	3	1	2		2											1.5
5	1	2		1	1												1.2
1		1															1.0
4		2	1	1													1.3
5		1							1	1	2						5.3
5		1	2	2													1.5
1					1												2.4
1			1														1.2
1			1														1.2
9	1	3	3		1	1											1.3
16						2					4	7	2		1		12.5
24						5	1		1	2	8	4	3				8.1
123	1	2	2	13	7	19	2	7	15	9	45	1					4.9
1					1												2.2
660	20	182	174	161	39	45	11	13	2	8	5						1.7
47	10	24	9	4													1.0

NOTE: Be sure to check for related offense codes when examining a particular type of crime. They may or may not be in sequential order or even on the same page.



# B2 2004 Commitments by Minimum Term Distribution for Men and Women — All Offenses

*Includes Additional Sentences Imposed*

Page Three of Eighteen

B - 7

GRAND TOTALS*		
VIOLATIONS		
ATTEMPTS		
Max. Penalty		
333.74012B-A	Contr. Sub - Mfg, Del, Poss, Sch 1,2,3 ex Marij & Cocaine	7 ATTEMPTS
333.74012B1	Controlled Sub - Mfg, Del, Poss Methamphetamine	20 ATTEMPTS
333.74012BB	Contr. Sub - Mfg, Del, Poss (Subs add Sch 1,2,3 by Rule)	7 ATTEMPTS
333.74012D1	Controlled Sub - Mfg, Del, Poss, 45 Kg+ Marijuana	15 ATTEMPTS
333.74012D2	Controlled Sub - Mfg, Del, Poss Marijuana 5 - <45 Kg	7 ATTEMPTS
333.74012D3	Controlled Sub - Mfg, Del, Poss, Marijuana <5 Kg	4 ATTEMPTS
333.7401C2A	Controlled Sub - Operate/Maintain A Lab	10 ATTEMPTS
333.7401C2B	Contr. Sub - Operate Lab Near Minor	20 ATTEMPTS
333.7401C2C	Controlled Sub - Op/Maintain Lab Involve Hazardous Waste	20 ATTEMPTS
333.7401C2D	Controlled Sub - Manufac Near Church/School	20 ATTEMPTS
333.7401C2E	Controlled Sub - Op/Maintain Lab Involve Firearm	25 ATTEMPTS
333.7401C2F	Controlled Sub - Operate/Maintain Meth Lab	20 ATTEMPTS
333.74022A	Contr. Sub - Mfg, Del, Poss Counterfeit (Narc. or Methamphet.)	10 ATTEMPTS
333.7403	Controlled Sub - Possession	LIFE ATTEMPTS
333.74032A	Controlled Sub - Possession Narc. or Cocaine	LIFE ATTEMPTS
333.74032A1	Controlled Sub - Poss 1,000g+ Narc. or Cocaine	LIFE ATTEMPTS
333.74032A2	Controlled Sub - Poss 450-999g Narc. or Cocaine	30 ATTEMPTS
333.74032A3	Controlled Sub - Poss 50-449g Narc. or Cocaine	20 ATTEMPTS
333.74032A4	Controlled Sub - Poss 25-49g Narc. or Cocaine	4 ATTEMPTS

TOTAL	.5	1	1.5	2	2.5	3	3.5	4	4.5	5	10	15	20	25	>25	LIFE	AVG
10,772	302	1,626	2,049	2,670	689	714	274	299	157	362	830	278	120	74	68	158	3.2
10,192	248	1,511	1,913	2,552	662	703	261	298	157	361	829	277	120	74	68	158	3.3
478	54	115	136	118	27	11	13	1		1	1	1					1.4
15		6	3	4	1			1									1.5
56		2	1	8	5	8	4	4	7	8	9						3.8
2			1	1													2.2
1	1																.3
11	1		3	2		1	1	2			1						2.6
1				1													1.9
130	6	34	49	26	9	5	1										1.4
2		1	1														1.1
38		2	8	12	4	5	3	2			1	1					2.5
1		1															1.0
1									1								4.5
10					2	4	1	1			2						4.0
25			3	5	3	5	1		2	1	5						3.4
1				1													1.9
2					1	1											2.7
14				1	3	6		1		2	1						3.5
1		1															1.0
1		1															1.0
1			1														1.3
3																3	
1									1								4.3
18			1		1	1		5	1	2	7						5.7
1		1															1.0

NOTE: Be sure to check for related offense codes when examining a particular type of crime. They may or may not be in sequential order or even on the same page.

# B2 2004 Commitments by Minimum Term Distribution for Men and Women — All Offenses

*Includes Additional Sentences Imposed*  
Page Four of Eighteen

B - 8

GRAND TOTALS*		
VIOLATIONS		
ATTEMPTS		
Max. Penalty		
333.74032A5	Controlled Sub - Poss Under 25g Narc. or Cocaine	4 ATTEMPTS
333.74032B-A	Controlled Sub - Possession/ Analogues	2 ATTEMPTS
333.74032B-B	Contr. Sub - Poss, Sub Added to Sch 1-4, by Rule	2 ATTEMPTS
333.74032B1	Controlled Sub - Possession Methamphetamine	10 ATTEMPTS
333.74032D	Controlled Sub - Poss Marijuana	MISD ATTEMPTS
333.74042A	Contr. Sub Use (Narcotic, Cocaine, Methamphetamine)	MISD ATTEMPTS
333.7405D	Contr. Sub - Maintain or Keep Drug House	2 ATTEMPTS
333.74071C	Controlled Sub - Obtain by Fraud	4 ATTEMPTS
333.7407A-A	Controlled Sub - Induce Person to Commit Felony	LIFE ATTEMPTS
333.7407A1-A	Controlled Sub - Attempted Felony	LIFE ATTEMPTS
333.74101-B	Contr. Sub - Delivery to Minor (Sch 1-3 ex Marij/Cocaine)	14 ATTEMPTS
333.74101-D	Contr. Sub - Delivery to Minor (Sch. 4 & Marijuana)	8 ATTEMPTS
333.74101A	Controlled Sub - Deliver to Minor <50g	40 ATTEMPTS
333.74102-A	Contr. Sub - Del on School Prop (Narc. or Cocaine) <50g	60 ATTEMPTS
333.74103	Contr. Sub - Poss w/Int on School Prop (Narc/Cocaine) <50g	40 ATTEMPTS
333.74132	Controlled Sub - Second Offense - Double Penalty	LIFE ATTEMPTS
400.602-B	Welfare Fraud - Fail to Inform \$500 or More	4 ATTEMPTS
451.501	Blue Sky Laws - Fraudulent Schemes/ Statements	10 ATTEMPTS
500.45111	Insurance - Fraudulent Acts	4 ATTEMPTS

TOTAL	.5	1	1.5	2	2.5	3	3.5	4	4.5	5	10	15	20	25	>25	LIFE	AVG
10,772	302	1,626	2,049	2,670	689	714	274	299	157	362	830	278	120	74	68	158	3.2
10,192	248	1,511	1,913	2,552	662	703	261	298	157	361	829	277	120	74	68	158	3.3
478	54	115	136	118	27	11	13	1		1	1	1					1.4
322	21	114	87	67	19	13		1									1.4
14	8	3	3														.6
6		1	4	1													1.3
3		1	2														1.2
45		5	9	19	5	1		3		2	1						2.1
2			2														1.9
19	1	6	10	2													1.2
2		2															1.0
12	1	5	6														1.0
11		2	6	1	1	1											1.5
1			1														1.5
2			1	1													1.6
1				1													2.0
2			1	1													1.7
1											1						9.0
4				4													2.0
6			2	4													1.8
1			1														1.5
5		1	2	1							1						3.1
1				1													2.0
1		1															1.0
1											1						6.0
1			1														1.5
2	1				1												1.4

NOTE: Be sure to check for related offense codes when examining a particular type of crime. They may or may not be in sequential order or even on the same page.

# B2 2004 Commitments by Minimum Term Distribution for Men and Women — All Offenses

*Includes Additional Sentences Imposed*  
Page Five of Eighteen

B - 9

GRAND TOTALS*		
VIOLATIONS		
ATTEMPTS		
Max. Penalty		
570.152	Contractor - Fraudulent Use of Building Contract Fund	3 ATTEMPTS
722.675	Distributing Obscene Matter to Minor	2 ATTEMPTS
750.10A	Sexually Delinquent	LIFE ATTEMPTS
750.110-A	Break & Enter - Unoccup. Bldg. w/Intent	10 ATTEMPTS
750.110	Breaking & Entering	10 ATTEMPTS
750.110A2	Home Invasion - 1st Degree	20 ATTEMPTS
750.110A3	Home Invasion - 2nd Degree	15 ATTEMPTS
750.110A4	Home Invasion - 3rd Degree	5 ATTEMPTS
750.111	Entering w/o Breaking	5 ATTEMPTS
750.116	Possession of Burglars Tools	10 ATTEMPTS
750.1227A	Witness - Bribe/Intimidate/Interfere	4 ATTEMPTS
750.1227B	Witness - Intimidate, Criminal Case Max >10 years	10 ATTEMPTS
750.1227C	Witness - Intimidate, Threaten Inj/Death	15 ATTEMPTS
750.1228	Witness - Retaliate Against	10 ATTEMPTS
750.1313C	Check - Non-Sufficient Funds - \$500 or More	2 ATTEMPTS
750.131A	Checks w/o Account or w/o Suff Funds	2 ATTEMPTS
750.131A1	Check - No Account	2 ATTEMPTS
750.131A2	Check - 3 Non-Sufficient Funds Within 10 Days	2 ATTEMPTS
750.136B2	Child Abuse - 1st Degree	15 ATTEMPTS

TOTAL	.5	1	1.5	2	2.5	3	3.5	4	4.5	5	10	15	20	25	>25	LIFE	AVG
10,772	302	1,626	2,049	2,670	689	714	274	299	157	362	830	278	120	74	68	158	3.2
10,192	248	1,511	1,913	2,552	662	703	261	298	157	361	829	277	120	74	68	158	3.3
478	54	115	136	118	27	11	13	1		1	1	1					1.4
1				1													2.0
1			1														1.2
1		1			1												1.0
1																	2.5
4		1	2		1												1.5
3	1	1	1														1.0
436	13	45	83	142	41	52	19	14	3	8	16						2.1
44	1	9	7	19	3	4	1										1.7
273	1	5	15	27	26	26	10	18	17	32	76	14	3	2	1		5.2
14		3	7	4													1.4
458	4	35	49	130	55	57	17	36	7	31	36	1					2.8
36		12	10	7	5	2											1.5
70	1	5	23	34	3	2	1	1									1.7
3	1		1	1													1.2
35	1	8	11	8	3	2		1		1							1.7
1			1	1													2.0
11		1	1	5	1	2								1			3.8
1			1														1.5
5		1	3	1													1.4
2				1						1							3.5
3						1			1	1							4.1
1				1													1.7
4	1	1	1			1											1.4
2	1	1															.6
16	1	3	8	3	1												1.3
4		1	2	1													1.3
18			1			5		1		4	6	1					5.2
2				1			1										2.5

NOTE: Be sure to check for related offense codes when examining a particular type of crime. They may or may not be in sequential order or even on the same page.

# B2 2004 Commitments by Minimum Term Distribution for Men and Women — All Offenses

*Includes Additional Sentences Imposed*

Page Six of Eighteen

B - 10

GRAND TOTALS*		
VIOLATIONS		
ATTEMPTS		
Max. Penalty		
750.136B3	Child Abuse - 2nd Degree	4
ATTEMPTS		
750.136B4	Child Abuse - 3rd Degree	2
ATTEMPTS		
750.145A-A	Accost - Solic Child - Immoral	4
Purposes		
ATTEMPTS		
750.145A	Children - Accosting for Immoral	4
Purposes		
ATTEMPTS		
750.145C2	Child Sexually Abusive Activity	20
ATTEMPTS		
750.145C3	Child Sex Abuse Activity - Distribute	7
or Promote		
ATTEMPTS		
750.145C4A	Child Sex Abusive Materials - Possess	4
ATTEMPTS		
750.145D2B	Computers - Commit Crime w/Max	2
Betw 1 - 2 Yrs.		
ATTEMPTS		
750.145D2D	Computers - Commit Crime w/Max	10
Betw 4 - 10 Yrs.		
ATTEMPTS		
750.145D2F	Computer/Internet - Comm w/Other	20
to Plan Crime 15+ yrs. Max		
ATTEMPTS		
750.147B	Ethnic Intimidation	2
ATTEMPTS		
750.157A	Conspiracy	5
ATTEMPTS		
750.157B2	Solicit to Murder	LIFE
ATTEMPTS		
750.157B3	Solicit to Commit Felony	5
ATTEMPTS		
750.157N1	Financial Transaction Device - Steal/	4
Retain w/o Consent		
ATTEMPTS		
750.157N2	Financial Transaction Device -	4
Poss Fraudulent One		
ATTEMPTS		
750.157P	Financial Transaction Device - Poss	4
w/Intent to Use/Sell		
ATTEMPTS		
750.157Q	Financial Transaction Device -	4
Illegal Sale/Use		
ATTEMPTS		
750.157V	Financial Transaction Device -	4
False ID		
ATTEMPTS		

TOTAL	.5	1	1.5	2	2.5	3	3.5	4	4.5	5	10	15	20	25	>25	LIFE	AVG
10,772	302	1,626	2,049	2,670	689	714	274	299	157	362	830	278	120	74	68	158	3.2
10,192	248	1,511	1,913	2,552	662	703	261	298	157	361	829	277	120	74	68	158	3.3
478	54	115	136	118	27	11	13	1		1	1	1					1.4
9		2	3	3	1												1.6
7		1	5	1													1.2
10		3	1	5		1											1.7
2			2														1.2
1			1														1.5
20		1	3	2	1	1		1	2	1	6	1	1				5.7
1							1										3.3
4		1	1	1			1										1.9
3			2	1													1.5
1		1															.9
4		1	3														1.2
11	1	5	1	2	1						1						1.7
2			2														1.2
1																1	
2				1						1							3.4
1		1															1.0
45	2	19	9	10	3	2											1.4
2	1		1														.9
2		1	1														1.0
8	1	4	1	1		1											1.3
2	2																.5
7		2	4	1													1.2
3		2	1														1.1

NOTE: Be sure to check for related offense codes when examining a particular type of crime. They may or may not be in sequential order or even on the same page.

# B2 2004 Commitments by Minimum Term Distribution for Men and Women — All Offenses

*Includes Additional Sentences Imposed*

Page Seven of Eighteen

B - 11

GRAND TOTALS*		
VIOLATIONS		
ATTEMPTS		
Max. Penalty		
750.157W1C1	Financial Trans Device - Fraud	5
	Betw \$1K & <\$20K	ATTEMPTS
750.159I1	Criminal Enterprise - Conducting	20
	ATTEMPTS	
750.159I3	Criminal Enterprise - Racketeering	20
	Proceeds	ATTEMPTS
750.160	Dead Bodies - Disinterment	10
	& Mutilation	ATTEMPTS
750.161	Desertion & Non-Support	3
	ATTEMPTS	
750.165	Refusing to Support Spouse or	4
	Children	ATTEMPTS
750.174-B	Embezzlement - Agent or Trustee	10
	Over \$100	ATTEMPTS
750.174	Embezzle - Agt, Serv, Emp, Trustee	10
	ATTEMPTS	
750.1744A	Embezzlement - Agent or Trustee	5
	Betw \$1K & <\$20K	ATTEMPTS
750.1745A	Embezzlement - Agent or Trustee	10
	\$20K or More	ATTEMPTS
750.174A4A	Embezzlement - Relationship of Trust	5
	Betw \$1K & <\$20K	ATTEMPTS
750.174A5A	Embezzlement - Vulnerable Adult	10
	Over \$20K	ATTEMPTS
750.176	Embezzle - Administrator/Executor/	10
	Guardian	ATTEMPTS
750.1814A	Embezzlement - Jointly Held Property	5
	Betw \$1K & <\$20K	ATTEMPTS
750.193	Break, Escape or Attempt to Break,	5
	Escape Prison	ATTEMPTS
750.1951	Escape from Misdemeanor Jail	2
	Sentence	ATTEMPTS
750.1952	Escape - From Felony Jail	4
	Sentence	ATTEMPTS
750.1972	Escape - Awaiting Trial for Felony	4
	ATTEMPTS	
750.197C	Assault Employee and/or Escape	4
	Jail Through Violence	ATTEMPTS

TOTAL	.5	1	1.5	2	2.5	3	3.5	4	4.5	5	10	15	20	25	>25	LIFE	AVG
10,772	302	1,626	2,049	2,670	689	714	274	299	157	362	830	278	120	74	68	158	3.2
10,192	248	1,511	1,913	2,552	662	703	261	298	157	361	829	277	120	74	68	158	3.3
478	54	115	136	118	27	11	13	1		1	1	1					1.4
1		1															1.0
6						1	1		1	1	2						4.9
1				1													2.0
2					1						1						6.2
1											1						6.0
8		2	1	5													1.6
3	1	2															.8
30	3	6	8	11		2											1.5
5			5														1.3
4		2		1			1										1.8
1							1										3.3
11	1	3	4	2		1											1.3
1				1													1.7
14		2	7		3			1			1						2.1
1		1															1.0
1				1													1.7
1				1													2.0
1			1														1.5
23	1	10	7	3	2												1.3
4	2	1		1													.8
1				1													2.0
12	2	2	4	4													1.3
1		1															.9
7		2	4			1											1.4
1	1																.5
1				1													2.0
2			1	1													1.6

NOTE: Be sure to check for related offense codes when examining a particular type of crime. They may or may not be in sequential order or even on the same page.

# B2 2004 Commitments by Minimum Term Distribution for Men and Women — All Offenses

*Includes Additional Sentences Imposed*  
Page Eight of Eighteen

B - 12

GRAND TOTALS*		
VIOLATIONS		
ATTEMPTS		
Max. Penalty		
750.197CA	Assault Prison Employee	4
	ATTEMPTS	
750.199A	Absconding or Forfeiting Bond	4
	ATTEMPTS	
750.2072B	Explosives - Place Near Prop, Cause Property Damage	20
	ATTEMPTS	
750.2102A	Explosives - Poss Bomb w/Unlawful Intent	15
	ATTEMPTS	
750.211A2A	Explosives - Poss of Molotov Cocktail/Other Expl.	15
	ATTEMPTS	
750.211A2B	Explosives - Poss Molotov Cocktail Causing Property Damage	20
	ATTEMPTS	
750.213	Extortion	20
	ATTEMPTS	
750.2153	Impersonate Peace Officer to Commit Crime	4
	ATTEMPTS	
750.218-B	False Pretenses - Over \$100	10
	ATTEMPTS	
750.2184A	False Pretenses - Betw \$1K & <\$20K	5
	ATTEMPTS	
750.2184B	False Pretenses - Between \$200 - \$1K 2nd Offense	5
	ATTEMPTS	
750.2185A	False Pretenses - \$20K or More	10
	ATTEMPTS	
750.2241-A	Weapon - Dangerous Weapon - Misc	5
	ATTEMPTS	
750.224B	Weapon - Short-Barrel Shotgun/ Rifle	5
	ATTEMPTS	
750.224F	Weapon - Firearm, Poss by Felon	5
	ATTEMPTS	
750.226	Carry Weapon w/Unlawful Intent	5
	ATTEMPTS	
750.226A	Knife Open w/Mechanical Device	MISD
	ATTEMPTS	
750.227	Carrying Concealed Weapons	5
	ATTEMPTS	
750.227B-A	Weapons - Felony Firearm	2
	ATTEMPTS	

TOTAL	.5	1	1.5	2	2.5	3	3.5	4	4.5	5	10	15	20	25	>25	LIFE	AVG
10,772	302	1,626	2,049	2,670	689	714	274	299	157	362	830	278	120	74	68	158	3.2
10,192	248	1,511	1,913	2,552	662	703	261	298	157	361	829	277	120	74	68	158	3.3
478	54	115	136	118	27	11	13	1		1	1	1					1.4
37		14	10	8	2	3											1.5
2			2														1.3
21	1	2	7	10	1												1.5
1	1																.5
1					1												2.5
1				1													2.0
2			1	1													1.7
1			1														1.5
12		1	1	2				1		2	2	2		1			7.4
1		1															1.0
2				1				1									3.0
2			1			1											2.2
20	1		7	8	4												1.7
1	1																.4
1			1														1.2
11		1	4	1	2	1	1				1						2.5
1						1											3.0
1	1																.2
8			1	5	1		1										2.0
175	15	46	30	44	12	15	8	1		1	1	1				1	1.7
5			1	2	1			1									2.2
1		1															1.0
90	7	29	20	22	3	3	6										1.5
13	3	2	3	5													1.2
477				476						1							2.0
1				1													2.0

NOTE: Be sure to check for related offense codes when examining a particular type of crime. They may or may not be in sequential order or even on the same page.

# B2 2004 Commitments by Minimum Term Distribution for Men and Women — All Offenses

*Includes Additional Sentences Imposed*

Page Nine of Eighteen

B - 13

GRAND TOTALS*		
VIOLATIONS		
ATTEMPTS		
Max. Penalty		
750.227B-B	Weapons - Felony Firearm - 2nd Offense	5 ATTEMPTS
750.227B	Felony Firearm	10 ATTEMPTS
750.227C	Poss of Loaded Firearm in Vehicle	2 ATTEMPTS
750.234	Firearm, Discharge/Aim w/o Malice	MISD ATTEMPTS
750.234A	Firearm - Discharge from a Vehicle	4 ATTEMPTS
750.234B	Firearm - Discharge In/At Dwelling	4 ATTEMPTS
750.248	Forgery of Records, Other Instruments	14 ATTEMPTS
750.248A	Financial Transaction Device - Utter & Publish	4 ATTEMPTS
750.249	Uttering & Publishing	14 ATTEMPTS
750.252	Counterfeit Notes Poss w/Int to Utter & Publish	7 ATTEMPTS
750.254	Forged Bills, Notes, Possession w/Int to Utter & Publish	5 ATTEMPTS
750.255	Counterfeiting - Possession of Tools	10 ATTEMPTS
750.260	Counterfeiting - Coins/Poss of More than 5	LIFE ATTEMPTS
750.285	Obtain Personal Identity Info w/o Permission	5 ATTEMPTS
750.316-A	Murder - First Degree - Premeditated	LIFE ATTEMPTS
750.316-B	Murder - Felony	LIFE ATTEMPTS
750.316-C	Murder - Open - Statutory Short Form	LIFE ATTEMPTS
750.316	First Degree Murder	LIFE ATTEMPTS
750.317	Second Degree Murder	LIFE ATTEMPTS

TOTAL	.5	1	1.5	2	2.5	3	3.5	4	4.5	5	10	15	20	25	>25	LIFE	AVG
10,772	302	1,626	2,049	2,670	689	714	274	299	157	362	830	278	120	74	68	158	3.2
10,192	248	1,511	1,913	2,552	662	703	261	298	157	361	829	277	120	74	68	158	3.3
478	54	115	136	118	27	11	13	1		1	1	1					1.4
6										6							5.0
10				10													2.0
3		1	2														1.1
1		1															1.0
1					1												2.3
4		3				1											1.4
1			1														1.3
50		6	15	16	4	5	2	1		1							1.9
3			1	1	1												1.9
1				1													1.7
1		1															1.0
307	9	57	88	98	21	25	1	4		2	1	1					1.7
35	4	8	14	6	2			1									1.3
1				1													2.0
1				1													1.9
2				1		1											2.5
1	1																.4
16	2	5	3	4	1		1										1.4
65															1	64	40.0
39																39	
17														1		16	22.0
4																4	
154		1		1	1	1				3	24	32	27	24	32	8	20.4
1												1					12.0

NOTE: Be sure to check for related offense codes when examining a particular type of crime. They may or may not be in sequential order or even on the same page.

# B2 2004 Commitments by Minimum Term Distribution for Men and Women — All Offenses

*Includes Additional Sentences Imposed*  
Page Ten of Eighteen

B - 14

GRAND TOTALS*																			
VIOLATIONS																			
ATTEMPTS																			
Max. Penalty																			
750.321-A	Manslaughter - Statutory Short Form	15 ATTEMPTS																	
750.321-C	Manslaughter - Involuntary	15 ATTEMPTS																	
750.321-E	Manslaughter with Motor Vehicle	15 ATTEMPTS																	
750.321	Manslaughter	15 ATTEMPTS																	
750.324	Negligent Homicide	2 ATTEMPTS																	
750.329	Death - Firearm without Malice	15 ATTEMPTS																	
750.329A	Suicide - Assisting	5 ATTEMPTS																	
750.335A	Indecent Exposure (Sexually Delinquent Person)	LIFE ATTEMPTS																	
750.338B	Gross Indecency Male and Female - Commit/Procure	5 ATTEMPTS																	
750.349	Kidnapping	LIFE ATTEMPTS																	
750.350	Kidnapping - Child Enticement	LIFE ATTEMPTS																	
750.356-A	Larceny - Over \$100 (obsolete)	5 ATTEMPTS																	
750.356	Larceny	10 ATTEMPTS																	
750.3562A	Larceny - \$20,000 or More	10 ATTEMPTS																	
750.3563A	Larceny - \$1,000 Or More But Less Than \$20,000	5 ATTEMPTS																	
750.3564A	Larceny - \$200 Or More But Less Than \$1,000	MISD ATTEMPTS																	
750.356A-B	Breaking and Entering - A Vehicle Steal Prop. Over \$5	5 ATTEMPTS																	
750.356A	Larceny, Motor Vehicle	10 ATTEMPTS																	
750.356A1	Larceny - From a Motor Vehicle	5 ATTEMPTS																	

TOTAL	.5	1	1.5	2	2.5	3	3.5	4	4.5	5	10	15	20	25	>25	LIFE	AVG
10,772	302	1,626	2,049	2,670	689	714	274	299	157	362	830	278	120	74	68	158	3.2
10,192	248	1,511	1,913	2,552	662	703	261	298	157	361	829	277	120	74	68	158	3.3
478	54	115	136	118	27	11	13	1		1	1	1					1.4
31				2	2	4	1	2		7	12	1					5.6
1						1											3.0
24			1	5	4	2	1	1	1	2	5	2					4.7
1				1													2.0
13		1			1	2	1	3		1	3	1					5.0
1							1										3.2
3			3														1.3
2								1				1					7.4
1				1													2.0
1				1													2.0
4				1	3												2.2
30				1		2		1		1	8	5	3	4	4	1	14.6
2		1		1													1.5
1							1										3.5
1				1													1.9
2			1	1													1.7
1					1												2.5
3				2	1												2.0
30	1	4	14	8	3												1.5
6		2	1	3													1.4
1			1														1.5
2			1	1													1.7
2	1			1													1.2
50	3	15	13	12	6		1										1.4
3	1	1	1														.8

NOTE: Be sure to check for related offense codes when examining a particular type of crime. They may or may not be in sequential order or even on the same page.



# B2 2004 Commitments by Minimum Term Distribution for Men and Women — All Offenses

*Includes Additional Sentences Imposed*  
Page Eleven of Eighteen

B - 15

GRAND TOTALS*																	
VIOLATIONS																	
ATTEMPTS																	
Max. Penalty																	
750.356A2B1	B&E Vehicle - Steal Betw \$200-\$1,000MISD																
	ATTEMPTS																
750.356A2C1	Breaking and Entering - A Vehicle	5															
	Steal Prop. \$1K - <\$20K	ATTEMPTS															
750.356A2D1	Breaking and Entering - A Vehicle	10															
	Steal Prop. \$20K+	ATTEMPTS															
750.356A3	Breaking and Entering - A Vehicle	5															
	(with Damage)	ATTEMPTS															
750.356B	B & E Coin Operated Telephone	4															
	ATTEMPTS																
750.356C	Retail Fraud - 1st Degree	5															
	ATTEMPTS																
750.356D	Retail Fraud - 2nd Degree	MISD															
	ATTEMPTS																
750.357	Larceny from Person	10															
	ATTEMPTS																
750.357A	Larceny Livestock	4															
	ATTEMPTS																
750.357B	Firearms - Stealing of Another	5															
	ATTEMPTS																
750.360	Larceny in Building	4															
	ATTEMPTS																
750.3622A	Larceny by Conversion \$20K+	10															
	ATTEMPTS																
750.3623A	Larceny - By Conversion Betw \$1K	5															
	and <\$20K	ATTEMPTS															
750.362A3A	Failure to Return Rented Property	5															
	Betw \$1K & <\$20K	ATTEMPTS															
750.377A1A1	Malicious Destruction of Personal	10															
	Property \$20K+	ATTEMPTS															
750.377A1B1	Mal Destr. of Personal Property	5															
	Betw \$1K & <\$20K	ATTEMPTS															
750.377AA	Malicious Destruction of Personal	4															
	Property Over \$100	ATTEMPTS															
750.377B	Mal Destr. Police or Fire Dept	4															
	Property	ATTEMPTS															
750.3802A	Malicious Destruction of Building	10															
	Over \$20K	ATTEMPTS															

TOTAL	.5	1	1.5	2	2.5	3	3.5	4	4.5	5	10	15	20	25	>25	LIFE	AVG
10,772	302	1,626	2,049	2,670	689	714	274	299	157	362	830	278	120	74	68	158	3.2
10,192	248	1,511	1,913	2,552	662	703	261	298	157	361	829	277	120	74	68	158	3.3
478	54	115	136	118	27	11	13	1		1	1	1					1.4
1	1																.5
5		1	1	3													1.6
1					1												2.3
55	6	16	21	7	5												1.3
2	1		1														.9
1		1															1.0
193		72	62	41	5	7	1	3	1	1							1.5
3	2			1													.8
1	1																.5
91	3	13	18	24	8	11	2	4	2	3	3						2.1
6	1	2	1		1		1										1.6
1				1													2.0
9		1	3	4							1						2.4
125	10	22	44	35	7	7											1.5
9		3	6														1.1
2				1	1												2.0
13		5	1	4	1	2											1.7
4			1	2		1											2.0
1			1														1.5
18	1	1	6	9		1											1.6
3			1	2													1.6
2		1		1													1.5
37		5	17	12		1		2									1.6
2			2														1.2
2			2														1.3

NOTE: Be sure to check for related offense codes when examining a particular type of crime. They may or may not be in sequential order or even on the same page.

# B2 2004 Commitments by Minimum Term Distribution for Men and Women — All Offenses

*Includes Additional Sentences Imposed*  
Page Twelve of Eighteen

B - 16

GRAND TOTALS*		
VIOLATIONS		
ATTEMPTS		
Max. Penalty		
750.3803A	Malicious Destruction of Building Betw \$1K & <\$20K	5 ATTEMPTS
750.380A	Malicious Destruction of Building Over \$100 (obsolete)	4 ATTEMPTS
750.3821C1	Malicious Destr. - Trees, etc. Betw \$1K & <\$20K	5 ATTEMPTS
750.383A	Malicious Destruction of Utility Property	4 ATTEMPTS
750.397	Mayhem w/Int Disfigure/Maim	10 ATTEMPTS
750.411A1B	False Report of a Felony	4 ATTEMPTS
750.411A3A	False Report/Threat - Bomb, Harmful Materials	4 ATTEMPTS
750.411I	Stalking, Aggravated	5 ATTEMPTS
750.411I2B	Stalking a Minor - Aggravated	10 ATTEMPTS
750.411O	Money Laundering - 1st Degree	20 ATTEMPTS
750.413	Unlawfully Driving Away an Automobile	5 ATTEMPTS
750.414	Unlawful Use Auto w/o Intent to Steal	2 ATTEMPTS
750.4152	MV Conceal or Misrep ID w/Intent to Mislead (Felony)	4 ATTEMPTS
750.422	Perjury - Court Proceeding	15 ATTEMPTS
750.422A	Perjury - Court Proceeding - Capital Crime	LIFE ATTEMPTS
750.4362A	Poison - Food/Drink/Medicine/Wells	15 ATTEMPTS
750.451-B	Prostitution - 3rd Offense	2 ATTEMPTS
750.451-D	Prostitution - 3rd or Subs Offense	2 ATTEMPTS
750.455	Prostitution/Pandering	20 ATTEMPTS

TOTAL	.5	1	1.5	2	2.5	3	3.5	4	4.5	5	10	15	20	25	>25	LIFE	AVG
10,772	302	1,626	2,049	2,670	689	714	274	299	157	362	830	278	120	74	68	158	3.2
10,192	248	1,511	1,913	2,552	662	703	261	298	157	361	829	277	120	74	68	158	3.3
478	54	115	136	118	27	11	13	1		1	1	1					1.4
9		1	2	3	1	2											2.0
2			2														1.2
1			1														1.5
1				1													1.9
2				2													2.0
1											1						8.0
12		3	4	1	1	2		1									1.7
4		1	1	2													1.5
40	1	12	10	9	2	3	3										1.6
3			1	2													1.5
1						1											3.0
1								1									4.0
160	8	30	47	49	13	6	1	3		2	1						1.7
11	1	5	3	2													1.1
32		10	18	2	1	1											1.3
1		1															1.0
1																	.8
1					1												2.4
1											1						7.3
1											1						7.3
3		2	1														1.1
1			1														1.5
4						2					2						5.1

NOTE: Be sure to check for related offense codes when examining a particular type of crime. They may or may not be in sequential order or even on the same page.

# B2 2004 Commitments by Minimum Term Distribution for Men and Women — All Offenses

*Includes Additional Sentences Imposed*  
*Page Thirteen of Eighteen*

B - 17

GRAND TOTALS*		
VIOLATIONS		
ATTEMPTS		
Max. Penalty		
750.459	Prostitution - Transporting Female (perhaps compel)	20 ATTEMPTS
750.479-A	Public Officer - Resist & Obstruct Serve Process/Order	2 ATTEMPTS
750.479-B	Police Officer - Resist & Obstruct	2 ATTEMPTS
750.4792	Public Officer - Assault or Obstruct	2 ATTEMPTS
750.4793	Public Officer - Assault or Obstruct Cause Injury	4 ATTEMPTS
750.479A2	Police Officer - Fleeing (Penal Code) - 4th Degree	2 ATTEMPTS
750.479A3	Police Officer - Fleeing (Penal Code) - 3rd Degree	5 ATTEMPTS
750.479A4-A	Police Officer - Fleeing (Penal Code) - 2nd Degree	10 ATTEMPTS
750.479AA	Police Officer - Fleeing (Penal Code)	2 ATTEMPTS
750.479B2	Peace Officer - Disarming Firearm	10 ATTEMPTS
750.483A2B	Interfering with Crime Report - Threat to Kill/Injure	10 ATTEMPTS
750.483A4B	Interference Police Investigation - Crime, Threaten Inj/Death	10 ATTEMPTS
750.505-A	Obstruction of Justice	5 ATTEMPTS
750.505-B	Accessory After the Fact to Felony	5 ATTEMPTS
750.50B	Animals - Killing/Torturing	4 ATTEMPTS
750.520	Criminal Sexual Conduct (CSC)	LIFE ATTEMPTS
750.520B	CSC - 1st Degree - Multiple Variables	LIFE ATTEMPTS
750.520B1A	CSC - 1st Degree - Person Under 13	LIFE ATTEMPTS
750.520B1B	CSC - 1st Degree - Relationship	LIFE ATTEMPTS

TOTAL	.5	1	1.5	2	2.5	3	3.5	4	4.5	5	10	15	20	25	>25	LIFE	AVG
10,772	302	1,626	2,049	2,670	689	714	274	299	157	362	830	278	120	74	68	158	3.2
10,192	248	1,511	1,913	2,552	662	703	261	298	157	361	829	277	120	74	68	158	3.3
478	54	115	136	118	27	11	13	1		1	1	1					1.4
1		1															1.0
1			1														1.3
1		1															1.0
16	1	5	7	2				1									1.3
3	1		1	1													1.2
1			1														1.5
15	3	3	4	5													1.2
131	1	16	49	42	9	6	1	3	1	2	1						1.8
12	1	1	1	2	4		2	1									2.2
1				1													2.0
3		1	1	1													1.5
2							1		1								3.9
1											1						9.0
1											1						6.3
19		3	3	11	1		1										1.8
1			1														1.5
1			1														1.3
1				1													2.0
33		1		1	1	1	2	1	1		8	6	4	3	3	1	13.6
1					1												2.5
148		1	2	4	4	5	8	2	4	9	39	33	17	7	8	5	11.5
3				2			1										2.4
41			1					2		3	8	16	6	3	1	1	12.6
2				1	1												2.2

NOTE: Be sure to check for related offense codes when examining a particular type of crime. They may or may not be in sequential order or even on the same page.

# B2 2004 Commitments by Minimum Term Distribution for Men and Women — All Offenses

*Includes Additional Sentences Imposed*  
Page Fourteen of Eighteen

B - 18

GRAND TOTALS*		
VIOLATIONS		
ATTEMPTS		
Max. Penalty		
750.520B1C	CSC - 1st Degree - During Felony	LIFE ATTEMPTS
750.520B1D	CSC - 1st Degree - Accomplices	LIFE ATTEMPTS
750.520B1E	CSC - 1st Degree - Weapon Used	LIFE ATTEMPTS
750.520B1F	CSC - 1st Degree - Personal Injury	LIFE ATTEMPTS
750.520C	CSC - 2nd Degree - Multiple Variables	15 ATTEMPTS
750.520C1A	CSC - 2nd Degree - Person Under 13	15 ATTEMPTS
750.520C1B	CSC - 2nd Degree - Relationship	15 ATTEMPTS
750.520C1C	CSC - 2nd Degree - During Felony	15 ATTEMPTS
750.520C1D	CSC - 2nd Degree - Accomplices	15 ATTEMPTS
750.520C1E	CSC - 2nd Degree - Weapon Used	15 ATTEMPTS
750.520C1F	CSC - 2nd Degree - Personal Injury	15 ATTEMPTS
750.520C1H	CSC - 2nd Degree - Mentally Disabled - Relation	15 ATTEMPTS
750.520C1L	CSC - 2nd Degree - State Prisoner (Juvenile)	15 ATTEMPTS
750.520D	CSC - 3rd Degree - Multiple Variables	15 ATTEMPTS
750.520D1A	CSC - 3rd Degree - Person 13 Through 15	15 ATTEMPTS
750.520D1B	CSC - 3rd Degree - Force or Coercion	15 ATTEMPTS
750.520D1C	CSC - 3rd Degree - Incapacitated Victim	15 ATTEMPTS
750.520D1D	CSC - 3rd Degree - Incest	15 ATTEMPTS
750.520E	CSC - 4th Degree - Multiple Variables	2 ATTEMPTS

TOTAL	.5	1	1.5	2	2.5	3	3.5	4	4.5	5	10	15	20	25	>25	LIFE	AVG
10,772	302	1,626	2,049	2,670	689	714	274	299	157	362	830	278	120	74	68	158	3.2
10,192	248	1,511	1,913	2,552	662	703	261	298	157	361	829	277	120	74	68	158	3.3
478	54	115	136	118	27	11	13	1		1	1	1					1.4
9				1							3	2		1		2	11.7
1											1						9.0
9							1				4	1			2	1	14.3
12								1	1	2	1	4	2	1			12.0
1					1												2.5
45	1		2	9	4	4	1	5	1	7	9	2					4.2
9		2	3	3			1										1.6
182		5	14	34	14	26	10	11	1	16	43	6	2				4.4
10		2	2	6													1.6
29		1	1	8	3	2	2	3	1	1	6					1	3.5
2				2													1.9
1						1											3.0
1											1						6.0
1					1												2.5
2				1							1						4.5
8			1	1		2	1	1		1		1					3.9
2							1				1						4.6
1							1										3.2
56		4	2	3	3	7	3	3	5	7	17	1		1			5.2
2				1	1												2.1
188		8	14	21	16	26	6	11	7	17	57	4	1				4.5
36		2	15	11	3	1	3				1						2.0
47		1	1	3	2	3		2	4	10	20		1				5.8
5		1		2		1				1							2.6
8	1		1		1	1	1			1	1	1					4.7
12			1	1		2	2	1		1	4						4.6
5		2	3														1.1

NOTE: Be sure to check for related offense codes when examining a particular type of crime. They may or may not be in sequential order or even on the same page.

# B2 2004 Commitments by Minimum Term Distribution for Men and Women — All Offenses

*Includes Additional Sentences Imposed*  
Page Fifteen of Eighteen

B - 19

GRAND TOTALS*		
VIOLATIONS		
ATTEMPTS		
Max. Penalty		
750.520E1A-A	CSC - 4th Degree - Person 13 Through 15	2 ATTEMPTS
750.520E1A	CSC - 4th Degree - Force or Coercion	2 ATTEMPTS
750.520E1B	CSC - 4th Degree - Incapacitated Victim	2 ATTEMPTS
750.520E1G	CSC - 4th Degree - Incest	2 ATTEMPTS
750.520F	CSC - 2nd Offense	LIFE ATTEMPTS
750.520G1	CSC - Assault with Intent to Commit Sexual Penetration	10 ATTEMPTS
750.520G2	CSC - Assault with intent to Commit CSC, 2nd Degree	5 ATTEMPTS
750.529	Robbery Armed	LIFE ATTEMPTS
750.529A	Car Jacking	LIFE ATTEMPTS
750.530	Robbery Unarmed	15 ATTEMPTS
750.531-A	Bank Robbery	LIFE ATTEMPTS
750.531-B	Safe Breaking	LIFE ATTEMPTS
750.532	Seduction	5 ATTEMPTS
750.535-A	Stolen Property - Receiving & Conceal Over \$100 (obsolete)	5 ATTEMPTS
750.5352A	Stolen Property - Rec & Conc \$20K+	10 ATTEMPTS
750.5352B	Rec/Conc Stolen Prop >\$20K 3rd or Subs	10 ATTEMPTS
750.5353A	Stolen Property - Rec & Conc Betw \$1K & <\$20K	5 ATTEMPTS
750.5353B	Stolen Prop - Rec & Conc Betw \$200 & <\$1K, 2nd Offense	5 ATTEMPTS
750.5357	Receiving and Concealing Stolen Automobile	5 ATTEMPTS

TOTAL	.5	1	1.5	2	2.5	3	3.5	4	4.5	5	10	15	20	25	>25	LIFE	AVG
10,772	302	1,626	2,049	2,670	689	714	274	299	157	362	830	278	120	74	68	158	3.2
10,192	248	1,511	1,913	2,552	662	703	261	298	157	361	829	277	120	74	68	158	3.3
478	54	115	136	118	27	11	13	1		1	1	1					1.4
20			18					1			1						1.6
18		3	10	3	1						1						1.6
8		1	4	1	1		1										1.7
2			2														1.4
3		1	2														1.2
74		4	10	22	5	9	2	4	1	9	8						2.9
1			1														1.9
19		2	3	9	1	3	1										1.9
1							1										3.3
455		6	7	12	36	16	22	23	39	38	131	73	28	16	6	2	8.3
3			1	2													1.7
46	1			3	3	1	4	2	5	1	20	4		1	1		6.9
1		1															1.0
207	1	17	16	44	20	30	14	14	8	19	21	3					3.2
7			2	3	2												1.9
51			6	9	6	8	2	5	1	3	10	1					3.7
14				3		2		1		3	2	2	1				6.2
2			1			1											2.0
1					1												2.5
23	1	5	2	7	1	2		2			2	1					2.8
1				1													2.0
105	5	25	30	23	11	5	1	3		1						1	1.6
3		1	1	1													1.2
3			2														1.2
146	24	83	23	9	4	2		1									1.0
4		4															.7

NOTE: Be sure to check for related offense codes when examining a particular type of crime. They may or may not be in sequential order or even on the same page.

# B2 2004 Commitments by Minimum Term Distribution for Men and Women — All Offenses

*Includes Additional Sentences Imposed*  
Page Sixteen of Eighteen

B - 20

GRAND TOTALS*		
VIOLATIONS		
ATTEMPTS		
Max. Penalty		
750.535A2	Motor Vehicles - Operating a Chop Shop	10 ATTEMPTS
750.535B	Weapons, Firearms - Receiving & Concealing	10 ATTEMPTS
750.539D	Eavesdropping - Installing Device	2 ATTEMPTS
750.540	Cut, Break, Tap Wire or Cable	2 ATTEMPTS
750.540C1	Telephone - Counterfeit Device Avoid Payment	4 ATTEMPTS
750.543M	False Report or Threat of Terrorism	20 ATTEMPTS
750.72-A	Arson - Dwelling House	20 ATTEMPTS
750.73	Arson - Real Property	10 ATTEMPTS
750.741B1	Arson - Personal Property Betw \$200 & <\$1K	MISD ATTEMPTS
750.741C1	Arson - Personal Property Betw \$1K & <\$20K	5 ATTEMPTS
750.741D1	Arson - Personal Property \$20K+	10 ATTEMPTS
750.771C1	Arson - Prepare to Burn Property Betw \$1K & <\$20K	5 ATTEMPTS
750.771D1	Arson - Prepare to Burn Prop \$20K+	10 ATTEMPTS
750.78	Arson - Setting Fire to Woods/ Prairies/Grounds	4 ATTEMPTS
750.812	Domestic Violence	MISD ATTEMPTS
750.814	Domestic Violence 3rd Offense	2 ATTEMPTS
750.81A	Assault - Aggravated	MISD ATTEMPTS
750.81A3	Domestic Violence - Aggravated 2nd Offense	2 ATTEMPTS
750.81C2	Assault & Battery - Against FIA Employee	2 ATTEMPTS

TOTAL	.5	1	1.5	2	2.5	3	3.5	4	4.5	5	10	15	20	25	>25	LIFE	AVG
10,772	302	1,626	2,049	2,670	689	714	274	299	157	362	830	278	120	74	68	158	3.2
10,192	248	1,511	1,913	2,552	662	703	261	298	157	361	829	277	120	74	68	158	3.3
478	54	115	136	118	27	11	13	1		1	1	1					1.4
1		1															1.0
9	1		1	5	2												1.7
3		2				1											1.6
1			1														1.3
7		3	2		2												1.4
1						1											2.7
1							1										3.2
20			1	5		2	1			4	4	3					5.3
4			2	2													1.6
19		3	5	6	1	1	1			1		1					2.4
1		1															.8
1				1													2.0
3			3														1.4
1			1														1.3
1				1													2.0
2	1			1													1.1
3			1	1		1											2.1
1			1														1.4
2	1		1														.9
48	1	8	27	6	4	1		1									1.5
1	1																.3
11		3	5	3													1.4
2		1	1														1.1

NOTE: Be sure to check for related offense codes when examining a particular type of crime. They may or may not be in sequential order or even on the same page.

# B2 2004 Commitments by Minimum Term Distribution for Men and Women — All Offenses

*Includes Additional Sentences Imposed*  
Page Seventeen of Eighteen

B - 21

GRAND TOTALS*		2
VIOLATIONS		
ATTEMPTS		
Max. Penalty		
750.81D1	Resist/Obstruct/Assault Peace Officer	2 ATTEMPTS
750.81D2	Resist/Obstruct/Assault Peace Officer - Cause Injury	4 ATTEMPTS
750.81D3	Police Officer - Result Serious Injury	15 ATTEMPTS
750.82	Felonious Assault	4 ATTEMPTS
750.822	Asslt w/Dangerous Weapon - Weapon-Free School Zone	4 ATTEMPTS
750.83	Asslt w/Int to Commit Murder	LIFE ATTEMPTS
750.84	Asslt w/Int Gr Bod Hrm Less Murder	10 ATTEMPTS
750.87	Asslt w/Intent to Commit Felony	10 ATTEMPTS
750.88	Asslt w/Intent to Rob & Steal Unarmed	15 ATTEMPTS
750.89	Asslt w/Intent to Rob & Steal Armed	LIFE ATTEMPTS
750.91	Attempt to Murder	LIFE ATTEMPTS
752.541	Riot	10 ATTEMPTS
752.7973C	Computers - Use to Commit Crime, Penalty Betw 2-4 Yrs	4 ATTEMPTS
752.7973D	Computers - Use to Commit Crime, Penalty Betw 4-10 Yrs	7 ATTEMPTS
752.811A	Break & Enter - Coin-Operated Device	3 ATTEMPTS
800.2813	Prisons - Bringing Contraband Into	5 ATTEMPTS
800.2814	Prisons - Prisoner Possessing Contraband	5 ATTEMPTS
800.2834	Prisons - Prisoner Possessing Weapon	5 ATTEMPTS
801.2622	Jail - Prisoner Possess Weapon	5 ATTEMPTS

TOTAL	.5	1	1.5	2	2.5	3	3.5	4	4.5	5	10	15	20	25	>25	LIFE	AVG
10,772	302	1,626	2,049	2,670	689	714	274	299	157	362	830	278	120	74	68	158	3.2
10,192	248	1,511	1,913	2,552	662	703	261	298	157	361	829	277	120	74	68	158	3.3
478	54	115	136	118	27	11	13	1		1	1	1					1.4
117	4	37	56	11	4	3	1	1									1.3
1		1															1.0
16		3	6	4		2		1									1.8
1													1				20.0
266	15	60	56	90	20	14	2	5		4							1.6
15		5	10														1.1
1				1													2.0
90				1	1	6	2			2	23	23	12	6	8	6	13.7
296	1	16	23	74	25	49	22	20	2	24	35	3	1			1	3.2
7			1	3	1	1	1										2.2
5				2	3												2.2
29		1	5	6	1	7		2		5	2						3.1
83	1	1		3	6	9	7	3	8	8	22	8	5	2			6.8
1				1							1						2.0
1																	9.0
2				2													1.6
1		1															1.0
2	1		1														.8
5		1	2	2													1.4
7	1	3	2			1											1.2
2	1			1													1.0
31		19	7	4				1									1.2
3	1	1	1														.8
31		15	10	5			1										1.2
8	4	3	1														.7
3				1				1			1						4.1
1	1																.3

NOTE: Be sure to check for related offense codes when examining a particular type of crime. They may or may not be in sequential order or even on the same page.

# B2 2004 Commitments by Minimum Term Distribution for Men and Women — All Offenses

*Includes Additional Sentences Imposed*  
*Page Eighteen of Eighteen*

GRAND TOTALS*		
VIOLATIONS		
ATTEMPTS		
Max. Penalty		
801.2631	Jail - Furnish Contraband to Prisoner	5
ATTEMPTS		
801.2632	Jails - Prisoner Possessing	5
Contraband		
ATTEMPTS		

TOTAL	.5	1	1.5	2	2.5	3	3.5	4	4.5	5	10	15	20	25	>25	LIFE	AVG
10,772	302	1,626	2,049	2,670	689	714	274	299	157	362	830	278	120	74	68	158	3.2
10,192	248	1,511	1,913	2,552	662	703	261	298	157	361	829	277	120	74	68	158	3.3
478	54	115	136	118	27	11	13	1		1	1	1					1.4
1				1													1.7
4		2	1		1												1.4

**NOTES:** Be sure to check for related offense codes when examining a particular type of crime. They may or may not be in sequential order or even on the same page.

\*Sentences with Insufficient Information = 102.  
 Largest minimum term is reported.  
 When minimum terms exceed maximum penalties, that may be due to anomalies in criminal justice practices, habitualized offenses, database errors, etc.  
 Each minimum term category is rounded up from the preceding category (for example, the ten-year category includes all minimums longer than five years up to exactly ten years).  
 Minimum term averages are based on raw data (with life sentences excluded from the calculations).

Source: Corrections Management Information System (CMIS)



# B2a 2004 Commitments by Minimum Term Distribution for Men and Women — Non-Assaultive Offenses

*Includes Additional Sentences Imposed*  
Page One of Eight

B - 23

GRAND TOTALS		
VIOLATIONS		
ATTEMPTS		
Max. Penalty		
28.729	Sex Offender - Fail to Register	4
	ATTEMPTS	
28.7291B	Sex Offender - Fail to Register	7
	2nd Offense	ATTEMPTS
257.254	MV Code - Intent to Pass False Title	10
	ATTEMPTS	
257.2551	License Plates - Expired/None	MISD
	ATTEMPTS	
257.257	License Documents/Plates Forgery	5
	ATTEMPTS	
257.301	Operating No License/Multiple Licenses	MISD
	ATTEMPTS	
257.3107A	Operator's License-Forged w/Int Commit Crime Max >10yrs.	10
	ATTEMPTS	
257.324	Operating: License Forged/Altered/ False ID	MISD
	ATTEMPTS	
257.617A	Fail to Stop at Scene of Personal Injury Accident	MISD
	ATTEMPTS	
257.620	Fail to Stop after Collision	MISD
	ATTEMPTS	
257.6251-A	Operating - OUIL/Per Se	MISD
	ATTEMPTS	
257.6251	Operate - Addict or Intox	5
	ATTEMPTS	
257.62510C	Operating - OWI - 3rd Offense	5
	ATTEMPTS	
257.6256-A	Operating a Vehicle - Minor	MISD
	ATTEMPTS	
257.6256	Operating - OUIL/Per Se 3rd (Felony)	5
	ATTEMPTS	
257.6256D	Operating - OUIL/Per Se/OWI - 3rd Offense	5
	ATTEMPTS	
257.6257A2	Operating OUIL/Occupant <16, 2nd Offense	5
	ATTEMPTS	
257.903	Motor Vehicle Code, False Certification	5
	ATTEMPTS	
257.9041B	Operate - Allow Suspend/ Revoked to Operate	MISD
	ATTEMPTS	

TOTAL	.5	1	1.5	2	2.5	3	3.5	4	4.5	5	10	15	20	25	>25	LIFE	AVG
4,691	178	868	1,069	1,669	312	266	83	90	14	63	71	4		1		3	1.8
4,446	144	805	1,002	1,611	300	259	80	89	14	63	71	4		1		3	1.8
245	34	63	67	58	12	7	3	1									1.3
28	2	7	10	4	1	3		1									1.5
3			3														1.2
1			1														1.5
4		3		1													1.2
1	1																.2
1		1															1.0
1								1									3.8
1		1															1.0
2				1		1											2.5
2				1			1										2.6
1		1															1.0
1			1														1.5
6			2	4													1.7
1				1													1.9
3			2	1													1.4
1				1													2.0
1				1													1.9
669	3	112	214	239	54	26	11	6		4							1.7
9	1	3	1	2		2											1.5
5	1	2		1	1												1.2
1		1															1.0

**NOTE:** Be sure to check for related offense codes when examining a particular type of crime. They may or may not be in sequential order or even on the same page.

# B2a 2004 Commitments by Minimum Term Distribution for Men and Women — Non-Assaultive Offenses

*Includes Additional Sentences Imposed*  
Page Two of Eight

B - 24

		GRAND TOTALS	
		VIOLATIONS	
		ATTEMPTS	
		Max. Penalty	
257.9041C	Operate - Allow Suspend/Revoke to Operate - 2nd Offense	MISD ATTEMPTS	
400.602-B	Welfare Fraud - Fail to Inform \$500 or More	4 ATTEMPTS	
451.501	Blue Sky Laws - Fraudulent Schemes/ Statements	10 ATTEMPTS	
500.45111	Insurance - Fraudulent Acts	4 ATTEMPTS	
570.152	Contractor - Fraudulent Use of Building Contract Fund	3 ATTEMPTS	
750.110-A	Break & Enter - Unoccup. Bldg. w/Intent	10 ATTEMPTS	
750.110	Breaking & Entering	10 ATTEMPTS	
750.110A3	Home Invasion - 2nd Degree	15 ATTEMPTS	
750.110A4	Home Invasion - 3rd Degree	5 ATTEMPTS	
750.111	Entering w/o Breaking	5 ATTEMPTS	
750.116	Possession of Burglars Tools	10 ATTEMPTS	
750.1227A	Witness - Bribe/Intimidate/Interfere	4 ATTEMPTS	
750.1313C	Check - Non-Sufficient Funds - \$500 or More	2 ATTEMPTS	
750.131A	Checks w/o Account or w/o Suff Funds	2 ATTEMPTS	
750.131A1	Check - No Account	2 ATTEMPTS	
750.131A2	Check - 3 Non-Sufficient Funds Within 10 Days	2 ATTEMPTS	
750.147B	Ethnic Intimidation	2 ATTEMPTS	
750.157A	Conspiracy	5 ATTEMPTS	
750.157B3	Solicit to Commit Felony	5 ATTEMPTS	

TOTAL	.5	1	1.5	2	2.5	3	3.5	4	4.5	5	10	15	20	25	>25	LIFE	AVG
4,691	178	868	1,069	1,669	312	266	83	90	14	63	71	4		1		3	1.8
4,446	144	805	1,002	1,611	300	259	80	89	14	63	71	4		1		3	1.8
245	34	63	67	58	12	7	3	1									1.3
4		2	1	1													1.3
1				1													2.0
1		1															1.0
1											1						6.0
1			1														1.5
2	1				1												1.4
1				1													2.0
4		1	2		1												1.5
3	1	1		1													1.0
436	13	45	83	142	41	52	19	14	3	8	16						2.1
44	1	9	7	19	3	4	1										1.7
458	4	35	49	130	55	57	17	36	7	31	36	1					2.8
36		12	10	7	5	2											1.5
70	1	5	23	34	3	2	1	1									1.7
3	1		1	1													1.2
35	1	8	11	8	3	2		1		1							1.7
1				1													2.0
11		1	1	5	1	2								1			3.8
1			1														1.5
5		1	3	1													1.4
4	1	1	1			1											1.4
2	1	1															.6
16	1	3	8	3	1												1.3
4		1	2	1													1.3
2			2														1.2
1																1	
1		1															1.0

NOTE: Be sure to check for related offense codes when examining a particular type of crime. They may or may not be in sequential order or even on the same page.

# B2a 2004 Commitments by Minimum Term Distribution for Men and Women — Non-Assaultive Offenses

*Includes Additional Sentences Imposed*  
Page Three of Eight

B - 25

GRAND TOTALS		
VIOLATIONS		
ATTEMPTS		
Max. Penalty		
750.157N1	Financial Transaction Device - Steal/ Retain w/o Consent	4 ATTEMPTS
750.157N2	Financial Transaction Device - Poss Fraudulent One	4 ATTEMPTS
750.157P	Financial Transaction Device - Poss w/Intent to Use/Sell	4 ATTEMPTS
750.157Q	Financial Transaction Device - Illegal Sale/Use	4 ATTEMPTS
750.157V	Financial Transaction Device - False ID	4 ATTEMPTS
750.157W1C1	Financial Trans Device - Fraud Betw \$1K & <\$20K	5 ATTEMPTS
750.159I1	Criminal Enterprise - Conducting	20 ATTEMPTS
750.159I3	Criminal Enterprise - Racketeering Proceeds	20 ATTEMPTS
750.160	Dead Bodies - Disinterment & Mutilation	10 ATTEMPTS
750.161	Desertion & Non-Support	3 ATTEMPTS
750.165	Refusing to Support Spouse or Children	4 ATTEMPTS
750.174-B	Embezzlement - Agent or Trustee Over \$100	10 ATTEMPTS
750.174	Embezzle - Agt, Serv, Emp, Trustee	10 ATTEMPTS
750.1744A	Embezzlement - Agent or Trustee Betw \$1K & <\$20K	5 ATTEMPTS
750.1745A	Embezzlement - Agent or Trustee \$20K or More	10 ATTEMPTS
750.174A4A	Embezzlement - Relationship of Trust Betw \$1K & <\$20K	5 ATTEMPTS
750.174A5A	Embezzlement - Vulnerable Adult Over \$20K	10 ATTEMPTS
750.176	Embezzle - Administrator/Executor/ Guardian	10 ATTEMPTS
750.1814A	Embezzlement - Jointly Held Property Betw \$1K & <\$20K	5 ATTEMPTS

TOTAL	.5	1	1.5	2	2.5	3	3.5	4	4.5	5	10	15	20	25	>25	LIFE	AVG
4,691	178	868	1,069	1,669	312	266	83	90	14	63	71	4		1		3	1.8
4,446	144	805	1,002	1,611	300	259	80	89	14	63	71	4		1		3	1.8
245	34	63	67	58	12	7	3	1									1.3
45	2	19	9	10	3	2											1.4
2	1		1														.9
2		1	1														1.0
8	1	4	1	1		1											1.3
2	2																.5
7		2	4	1													1.2
3		2	1														1.1
1		1															1.0
6						1	1		1	1	2						4.9
1				1													2.0
2					1						1						6.2
1											1						6.0
8		2	1	5													1.6
3	1	2															.8
30	3	6	8	11		2											1.5
5			5														1.3
4		2		1			1										1.8
1							1										3.3
11	1	3	4	2		1											1.3
1			1														1.7
14		2	7		3			1			1						2.1
1		1															1.0
1				1													1.7
1				1													2.0
1			1														1.5

**NOTE:** Be sure to check for related offense codes when examining a particular type of crime. They may or may not be in sequential order or even on the same page.

# B2a 2004 Commitments by Minimum Term Distribution for Men and Women — Non-Assaultive Offenses

*Includes Additional Sentences Imposed*  
Page Four of Eight

B - 26

GRAND TOTALS		
VIOLATIONS		
ATTEMPTS		
Max. Penalty		
750.193	Break, Escape or Attempt to Break, Escape Prison	5 ATTEMPTS
750.1951	Escape from Misdemeanor Jail Sentence	2 ATTEMPTS
750.1952	Escape - From Felony Jail Sentence	4 ATTEMPTS
750.1972	Escape - Awaiting Trial for Felony	4 ATTEMPTS
750.199A	Absconding or Forfeiting Bond	4 ATTEMPTS
750.2153	Impersonate Peace Officer to Commit Crime	4 ATTEMPTS
750.218-B	False Pretenses - Over \$100	10 ATTEMPTS
750.2184A	False Pretenses - Betw \$1K & <\$20K	5 ATTEMPTS
750.2184B	False Pretenses - Between \$200 - \$1K 2nd Offense	5 ATTEMPTS
750.2185A	False Pretenses - \$20K or More	10 ATTEMPTS
750.2241-A	Weapon - Dangerous Weapon - Misc	5 ATTEMPTS
750.224B	Weapon - Short-Barrel Shotgun/ Rifle	5 ATTEMPTS
750.224F	Weapon - Firearm, Poss by Felon	5 ATTEMPTS
750.226	Carry Weapon w/Unlawful Intent	5 ATTEMPTS
750.226A	Knife Open w/Mechanical Device	MISD ATTEMPTS
750.227	Carrying Concealed Weapons	5 ATTEMPTS
750.227B-A	Weapons - Felony Firearm	2 ATTEMPTS
750.227B-B	Weapons - Felony Firearm - 2nd Offense	5 ATTEMPTS
750.227B	Felony Firearm	10 ATTEMPTS

TOTAL	.5	1	1.5	2	2.5	3	3.5	4	4.5	5	10	15	20	25	>25	LIFE	AVG
4,691	178	868	1,069	1,669	312	266	83	90	14	63	71	4		1		3	1.8
4,446	144	805	1,002	1,611	300	259	80	89	14	63	71	4		1		3	1.8
245	34	63	67	58	12	7	3	1									1.3
23	1	10	7	3	2												1.3
4	2	1		1													.8
1																	2.0
12	2	2	4	4													1.3
1		1															.9
7		2	4			1											1.4
1	1																.5
21	1	2	7	10	1												1.5
1	1																.5
2				1				1									3.0
2			1			1											2.2
20	1		7	8	4												1.7
1	1																.4
1			1														1.2
11		1	4	1	2	1	1				1						2.5
1						1											3.0
1	1																.2
8			1	5	1		1										2.0
175	15	46	30	44	12	15	8	1		1	1	1				1	1.7
5			1	2	1			1									2.2
1		1															1.0
90	7	29	20	22	3	3	6										1.5
13	3	2	3	5													1.2
477				476						1							2.0
1				1													2.0
6										6							5.0
10				10													2.0

**NOTE:** Be sure to check for related offense codes when examining a particular type of crime. They may or may not be in sequential order or even on the same page.

# B2a 2004 Commitments by Minimum Term Distribution for Men and Women — Non-Assaultive Offenses

*Includes Additional Sentences Imposed*  
Page Five of Eight

B - 27

		GRAND TOTALS	
		VIOLATIONS	
		ATTEMPTS	
		Max. Penalty	
750.227C	Poss of Loaded Firearm in Vehicle	2	
	ATTEMPTS		
750.248	Forgery of Records, Other	14	
	Instruments	ATTEMPTS	
750.248A	Financial Transaction Device -	4	
	Utter & Publish	ATTEMPTS	
750.249	Uttering & Publishing	14	
	ATTEMPTS		
750.252	Counterfeit Notes Poss w/Int to	7	
	Utter & Publish	ATTEMPTS	
750.254	Forged Bills, Notes, Possession w/Int	5	
	to Utter & Publish	ATTEMPTS	
750.255	Counterfeiting - Possession of Tools	10	
	ATTEMPTS		
750.260	Counterfeiting - Coins/Poss of	LIFE	
	More than 5	ATTEMPTS	
750.285	Obtain Personal Identity Info	5	
	w/o Permission	ATTEMPTS	
750.356-A	Larceny - Over \$100	5	
	(obsolete)	ATTEMPTS	
750.356	Larceny	10	
	ATTEMPTS		
750.3562A	Larceny - \$20,000 or More	10	
	ATTEMPTS		
750.3563A	Larceny - \$1,000 Or More But	5	
	Less Than \$20,000	ATTEMPTS	
750.3564A	Larceny - \$200 Or More But Less	MISD	
	Than \$1,000	ATTEMPTS	
750.356A-B	Breaking and Entering - A Vehicle	5	
	Steal Prop. Over \$5	ATTEMPTS	
750.356A	Larceny, Motor Vehicle	10	
	ATTEMPTS		
750.356A1	Larceny - From a Motor Vehicle	5	
	ATTEMPTS		
750.356A2B1	B&E Vehicle - Steal Betw \$200-\$1,000	MISD	
	ATTEMPTS		
750.356A2C1	Breaking and Entering - A Vehicle	5	
	Steal Prop. \$1K - <\$20K	ATTEMPTS	

TOTAL	.5	1	1.5	2	2.5	3	3.5	4	4.5	5	10	15	20	25	>25	LIFE	AVG
4,691	178	868	1,069	1,669	312	266	83	90	14	63	71	4		1		3	1.8
4,446	144	805	1,002	1,611	300	259	80	89	14	63	71	4		1		3	1.8
245	34	63	67	58	12	7	3	1									1.3
3		1	2														1.1
50		6	15	16	4	5	2	1		1							1.9
3			1	1	1												1.9
1				1													1.7
1		1															1.0
307	9	57	88	98	21	25	1	4		2	1	1					1.7
35	4	8	14	6	2			1									1.3
1				1													2.0
1				1													1.9
2				1		1											2.5
1	1																.4
16	2	5	3	4	1		1										1.4
2			1	1													1.7
1					1												2.5
3				2	1												2.0
30	1	4	14	8	3												1.5
6		2	1	3													1.4
1			1														1.5
2			1	1													1.7
2	1			1													1.2
50	3	15	13	12	6		1										1.4
3	1	1	1														.8
1	1																.5
5		1	1	3													1.6

NOTE: Be sure to check for related offense codes when examining a particular type of crime. They may or may not be in sequential order or even on the same page.

# B2a 2004 Commitments by Minimum Term Distribution for Men and Women — Non-Assaultive Offenses

*Includes Additional Sentences Imposed*  
Page Six of Eight

B - 28

GRAND TOTALS		
VIOLATIONS		
ATTEMPTS		
Max. Penalty		
750.356A2D1	Breaking and Entering - A Vehicle Steal Prop. \$20K+	10 ATTEMPTS
750.356A3	Breaking and Entering - A Vehicle (with Damage)	5 ATTEMPTS
750.356B	B & E Coin Operated Telephone	4 ATTEMPTS
750.356C	Retail Fraud - 1st Degree	5 ATTEMPTS
750.356D	Retail Fraud - 2nd Degree	MISD ATTEMPTS
750.357	Larceny from Person	10 ATTEMPTS
750.357A	Larceny Livestock	4 ATTEMPTS
750.357B	Firearms - Stealing of Another	5 ATTEMPTS
750.360	Larceny in Building	4 ATTEMPTS
750.3622A	Larceny by Conversion \$20K+	10 ATTEMPTS
750.3623A	Larceny - By Conversion Betw \$1K and <\$20K	5 ATTEMPTS
750.362A3A	Failure to Return Rented Property Betw \$1K & <\$20K	5 ATTEMPTS
750.377A1A1	Malicious Destruction of Personal Property \$20K+	10 ATTEMPTS
750.377A1B1	Mal Destr. of Personal Property Betw \$1K & <\$20K	5 ATTEMPTS
750.377AA	Malicious Destruction of Personal Property Over \$100	4 ATTEMPTS
750.3802A	Malicious Destruction of Building Over \$20K	10 ATTEMPTS
750.3803A	Malicious Destruction of Building Betw \$1K & <\$20K	5 ATTEMPTS
750.380A	Malicious Destruction of Building Over \$100 (obsolete)	4 ATTEMPTS
750.3821C1	Malicious Destr. - Trees, etc. Betw \$1K & <\$20K	5 ATTEMPTS

TOTAL	.5	1	1.5	2	2.5	3	3.5	4	4.5	5	10	15	20	25	>25	LIFE	AVG
4,691	178	868	1,069	1,669	312	266	83	90	14	63	71	4		1		3	1.8
4,446	144	805	1,002	1,611	300	259	80	89	14	63	71	4		1		3	1.8
245	34	63	67	58	12	7	3	1									1.3
1					1												2.3
55	6	16	21	7	5												1.3
2	1		1														.9
1		1															1.0
193		72	62	41	5	7	1	3	1	1							1.5
3	2			1													.8
1	1																.5
91	3	13	18	24	8	11	2	4	2	3	3						2.1
6	1	2	1		1		1										1.6
1				1													2.0
9		1	3	4							1						2.4
125	10	22	44	35	7	7											1.5
9		3	6														1.1
2				1	1												2.0
13		5	1	4	1	2											1.7
4			1	2		1											2.0
1			1														1.5
18	1	1	6	9		1											1.6
3			1	2													1.6
2		1		1													1.5
2			2														1.3
9		1	2	3	1	2											2.0
2			2														1.2
1			1														1.5
1				1													1.9

**NOTE:** Be sure to check for related offense codes when examining a particular type of crime. They may or may not be in sequential order or even on the same page.

# B2a 2004 Commitments by Minimum Term Distribution for Men and Women — Non-Assaultive Offenses

*Includes Additional Sentences Imposed*  
Page Seven of Eight

B - 29

		GRAND TOTALS	
		VIOLATIONS	
		ATTEMPTS	
		Max. Penalty	
750.383A	Malicious Destruction of Utility Property	4 ATTEMPTS	
750.411A1B	False Report of a Felony	4 ATTEMPTS	
750.411A3A	False Report/Threat - Bomb, Harmful Materials	4 ATTEMPTS	
750.411O	Money Laundering - 1st Degree	20 ATTEMPTS	
750.413	Unlawfully Driving Away an Automobile	5 ATTEMPTS	
750.414	Unlawful Use Auto w/o Intent to Steal	2 ATTEMPTS	
750.4152	MV Conceal or Misrep ID w/Intent to Mislead (Felony)	4 ATTEMPTS	
750.422	Perjury - Court Proceeding	15 ATTEMPTS	
750.422A	Perjury - Court Proceeding - Capital Crime	LIFE ATTEMPTS	
750.451-B	Prostitution - 3rd Offense	2 ATTEMPTS	
750.451-D	Prostitution - 3rd or Subs Offense	2 ATTEMPTS	
750.505-A	Obstruction of Justice	5 ATTEMPTS	
750.505-B	Accessory After the Fact to Felony	5 ATTEMPTS	
750.50B	Animals - Killing/Torturing	4 ATTEMPTS	
750.535-A	Stolen Property - Receiving & Conceal Over \$100 (obsolete)	5 ATTEMPTS	
750.5352A	Stolen Property - Rec & Conc \$20K+	10 ATTEMPTS	
750.5352B	Rec/Conc Stolen Prop >\$20K 3rd or Subs	10 ATTEMPTS	
750.5353A	Stolen Property - Rec & Conc Betw \$1K & <\$20K	5 ATTEMPTS	
750.5353B	Stolen Prop - Rec & Conc Betw \$200 & <\$1K, 2nd Offense	5 ATTEMPTS	

TOTAL	.5	1	1.5	2	2.5	3	3.5	4	4.5	5	10	15	20	25	>25	LIFE	AVG
4,691	178	868	1,069	1,669	312	266	83	90	14	63	71	4		1		3	1.8
4,446	144	805	1,002	1,611	300	259	80	89	14	63	71	4		1		3	1.8
245	34	63	67	58	12	7	3	1									1.3
2				2													2.0
12		3	4	1	1	2		1									1.7
4		1	1	2													1.5
1								1									4.0
160	8	30	47	49	13	6	1	3		2	1						1.7
11	1	5	3	2													1.1
32		10	18	2	1	1											1.3
1		1															1.0
1																	.8
1					1												2.4
1											1						7.3
3		2	1														1.1
1			1														1.5
1											1						6.3
19		3	3	11	1		1										1.8
1			1														1.5
1			1														1.3
1					1												2.5
23	1	5	2	7	1	2		2			2	1					2.8
1				1													2.0
1																	2.0
105	5	25	30	23	11	5	1	3		1						1	1.6
3		1	1	1													1.2
3		1	2														1.2

**NOTE:** Be sure to check for related offense codes when examining a particular type of crime. They may or may not be in sequential order or even on the same page.

# B2a 2004 Commitments by Minimum Term Distribution for Men and Women—Non-Assaultive Offenses

*Includes Additional Sentences Imposed*  
Page Eight of Eight

B - 30

GRAND TOTALS		
VIOLATIONS		
ATTEMPTS		
Max. Penalty		
750.5357	Receiving and Concealing Stolen Automobile	5 ATTEMPTS
750.535A2	Motor Vehicles - Operating a Chop Shop	10 ATTEMPTS
750.535B	Weapons, Firearms - Receiving & Concealing	10 ATTEMPTS
750.539D	Eavesdropping - Installing Device	2 ATTEMPTS
750.540	Cut, Break, Tap Wire or Cable	2 ATTEMPTS
750.540C1	Telephone - Counterfeit Device Avoid Payment	4 ATTEMPTS
750.543M	False Report or Threat of Terrorism	20 ATTEMPTS
752.7973C	Computers - Use to Commit Crime, Penalty Betw 2-4 Yrs.	4 ATTEMPTS
752.7973D	Computers - Use to Commit Crime, Penalty Betw 4-10 Yrs.	7 ATTEMPTS
752.811A	Break & Enter - Coin-Operated Device	3 ATTEMPTS
800.2813	Prisons - Bringing Contraband Into	5 ATTEMPTS
800.2814	Prisons - Prisoner Possessing Contraband	5 ATTEMPTS
800.2834	Prisons - Prisoner Possessing Weapon	5 ATTEMPTS
801.2622	Jail - Prisoner Possess Weapon	5 ATTEMPTS
801.2631	Jail - Furnish Contraband to Prisoner	5 ATTEMPTS
801.2632	Jails - Prisoner Possessing Contraband	5 ATTEMPTS

TOTAL	.5	1	1.5	2	2.5	3	3.5	4	4.5	5	10	15	20	25	>25	LIFE	AVG
4,691	178	868	1,069	1,669	312	266	83	90	14	63	71	4		1		3	1.8
4,446	144	805	1,002	1,611	300	259	80	89	14	63	71	4		1		3	1.8
245	34	63	67	58	12	7	3	1									1.3
146	24	83	23	9	4	2		1									1.0
4		4															.7
1		1															1.0
9	1		1	5	2												1.7
3		2				1											1.6
1			1														1.3
7		3	2		2												1.4
1						1											2.7
1							1										3.2
1		1															1.0
2	1		1														.8
5		1	2	2													1.4
7	1	3	2			1											1.2
2	1			1													1.0
31		19	7	4				1									1.2
3	1	1	1														.8
31		15	10	5			1										1.2
8	4	3	1														.7
3				1				1			1						4.1
1	1																.3
1				1													1.7
4		2	1		1												1.4

**NOTES:** Be sure to check for related offense codes when examining a particular type of crime. They may or may not be in sequential order or even on the same page.

Largest minimum term is reported.

When minimum terms exceed maximum penalties, that may be due to anomalies in criminal justice practices, habitualized offenses, database errors, etc.

Each minimum term category is rounded up from the preceding category (for example, the ten-year category includes all minimums longer than five years up to exactly ten years).

Minimum term averages are based on raw data (with life sentences excluded from the calculations).

Source: Corrections Management Information System (CMIS)



# B2b 2004 Commitments by Minimum Term Distribution for Men and Women — Drug Offenses

*Includes Additional Sentences Imposed*  
Page One of Three

B - 31

GRAND TOTALS		
VIOLATIONS		
ATTEMPTS		
Max. Penalty		
333.17766C1	Ephedrine/Pseudoephedrine Poss >12g	2 ATTEMPTS
333.73413	Controlled Sub - Imitation Mfg. or Distribution	2 ATTEMPTS
333.74012A1	Controlled Sub - Mfg, Del, Poss - 1,000 or More Grams	LIFE ATTEMPTS
333.74012A2	Controlled Sub - Mfg, Del, Poss 450-999g	30 ATTEMPTS
333.74012A3	Controlled Sub - Mfg, Del, Poss 50-449g	20 ATTEMPTS
333.74012A4	Controlled Sub - Mfg, Del, Poss <50 Grams	20 ATTEMPTS
333.74012B-A	Contr. Sub - Mfg, Del, Poss, Sch 1,2,3 ex Marij & Cocaine	7 ATTEMPTS
333.74012B1	Controlled Sub - Mfg, Del, Poss Methamphetamine	20 ATTEMPTS
333.74012BB	Contr. Sub - Mfg, Del, Poss (Subs add Sch 1,2,3 by Rule)	7 ATTEMPTS
333.74012D1	Controlled Sub - Mfg, Del, Poss, 45 Kg+ Marijuana	15 ATTEMPTS
333.74012D2	Controlled Sub - Mfg, Del, Poss Marijuana 5 - <45 Kg	7 ATTEMPTS
333.74012D3	Controlled Sub - Mfg, Del, Poss, Marijuana <5 Kg	4 ATTEMPTS
333.7401C2A	Controlled Sub - Operate/Maintain A Lab	10 ATTEMPTS
333.7401C2B	Contr. Sub - Operate Lab Near Minor	20 ATTEMPTS
333.7401C2C	Controlled Sub - Op/Maintain Lab Involve Hazardous Waste	20 ATTEMPTS
333.7401C2D	Controlled Sub - Manufac Near Church/School	20 ATTEMPTS
333.7401C2E	Controlled Sub - Op/Maintain Lab Involve Firearm	25 ATTEMPTS
333.7401C2F	Controlled Sub - Operate/Maintain Meth Lab	20 ATTEMPTS

TOTAL	.5	1	1.5	2	2.5	3	3.5	4	4.5	5	10	15	20	25	>25	LIFE	AVG
1,676	71	400	394	343	103	123	25	40	30	34	91	13	5		1	3	2.2
1,604	52	371	380	335	101	123	25	40	30	34	91	13	5		1	3	2.3
72	19	29	14	8	2												1.0
1			1														1.2
9	1	3	3		1	1											1.3
16						2					4	7	2		1		12.5
24						5	1		1	2	8	4	3				8.1
123	1	2	2	13	7	19	2	7	15	9	45	1					4.9
1					1												2.2
660	20	182	174	161	39	45	11	13	2	8	5						1.7
47	10	24	9	4													1.0
15		6	3	4	1			1									1.5
56		2	1	8	5	8	4	4	7	8	9						3.8
2				1	1												2.2
1	1																.3
11	1		3	2		1	1	2			1						2.6
1				1													1.9
130	6	34	49	26	9	5	1										1.4
2		1	1														1.1
38		2	8	12	4	5	3	2			1	1					2.5
1		1															1.0
1									1								4.5
10					2	4	1	1			2						4.0
25			3	5	3	5	1		2	1	5						3.4
1				1													1.9
2					1	1											2.7
14				1	3	6		1		2	1						3.5

NOTE: Be sure to check for related offense codes when examining a particular type of crime. They may or may not be in sequential order or even on the same page.

# B2b 2004 Commitments by Minimum Term Distribution for Men and Women — Drug Offenses

*Includes Additional Sentences Imposed*  
Page Two of Three

B - 32

GRAND TOTALS		
VIOLATIONS		
ATTEMPTS		
Max. Penalty		
333.74022A	Contr. Sub - Mfg, Del, Poss Counterfeit (Narc. or Methamphet.)	10 ATTEMPTS
333.7403	Controlled Sub - Possession	LIFE ATTEMPTS
333.74032A	Controlled Sub - Possession Narc. or Cocaine	LIFE ATTEMPTS
333.74032A1	Controlled Sub - Poss 1,000g+ Narc. or Cocaine	LIFE ATTEMPTS
333.74032A2	Controlled Sub - Poss 450-999g Narc. or Cocaine	30 ATTEMPTS
333.74032A3	Controlled Sub - Poss 50-449g Narc. or Cocaine	20 ATTEMPTS
333.74032A4	Controlled Sub - Poss 25-49g Narc. or Cocaine	4 ATTEMPTS
333.74032A5	Controlled Sub - Poss Under 25g Narc. or Cocaine	4 ATTEMPTS
333.74032B-A	Controlled Sub - Possession/ Analogues	2 ATTEMPTS
333.74032B-B	Contr. Sub - Poss, Sub Added to Sch 1-4, by Rule	2 ATTEMPTS
333.74032B1	Controlled Sub - Possession Methamphetamine	10 ATTEMPTS
333.74032D	Controlled Sub - Poss Marijuana	MISD ATTEMPTS
333.74042A	Contr. Sub Use (Narcotic, Cocaine, Methamphetamine)	MISD ATTEMPTS
333.7405D	Contr. Sub - Maintain or Keep Drug House	2 ATTEMPTS
333.74071C	Controlled Sub - Obtain by Fraud	4 ATTEMPTS
333.7407A-A	Controlled Sub - Induce Person to Commit Felony	LIFE ATTEMPTS
333.7407A1-A	Controlled Sub - Attempted Felony	LIFE ATTEMPTS
333.74101-B	Contr. Sub - Delivery to Minor (Sch 1-3 ex Marij/Cocaine)	14 ATTEMPTS

TOTAL	.5	1	1.5	2	2.5	3	3.5	4	4.5	5	10	15	20	25	>25	LIFE	AVG
1,676	71	400	394	343	103	123	25	40	30	34	91	13	5		1	3	2.2
1,604	52	371	380	335	101	123	25	40	30	34	91	13	5		1	3	2.3
72	19	29	14	8	2												1.0
1		1															1.0
1		1															1.0
1			1														1.3
3																3	
1									1								4.3
18			1		1	1		5	1	2	7						5.7
1		1															1.0
322	21	114	87	67	19	13		1									1.4
14	8	3	3														.6
6		1	4	1													1.3
3		1	2														1.2
45		5	9	19	5	1		3		2	1						2.1
2			2														1.9
19	1	6	10	2													1.2
2		2															1.0
12	1	5	6														1.0
11		2	6	1	1	1											1.5
1			1														1.5
2			1	1													1.6
1				1													2.0

NOTE: Be sure to check for related offense codes when examining a particular type of crime. They may or may not be in sequential order or even on the same page.

# B2b 2004 Commitments by Minimum Term Distribution for Men and Women — Drug Offenses

*Includes Additional Sentences Imposed*  
*Page Three of Three*

GRAND TOTALS		
VIOLATIONS		
ATTEMPTS		
Max. Penalty		
333.74101-D	Contr. Sub - Delivery to Minor (Sch. 4 & Marijuana)	8 ATTEMPTS
333.74101A	Controlled Sub - Deliver to Minor <50g	40 ATTEMPTS
333.74102-A	Contr. Sub - Del on School Prop (Narc. or Cocaine) <50g	60 ATTEMPTS
333.74103	Contr. Sub - Poss w/Int on School Prop (Narc./Cocaine) <50g	40 ATTEMPTS
333.74132	Controlled Sub - Second Offense - Double Penalty	LIFE ATTEMPTS

TOTAL	.5	1	1.5	2	2.5	3	3.5	4	4.5	5	10	15	20	25	>25	LIFE	AVG
1,676	71	400	394	343	103	123	25	40	30	34	91	13	5		1	3	2.2
1,604	52	371	380	335	101	123	25	40	30	34	91	13	5		1	3	2.3
72	19	29	14	8	2												1.0
2			1	1													1.7
1											1						9.0
4				4													2.0
6			2	4													1.8
1			1														1.5
5		1	2	1							1						3.1

**NOTES:** Be sure to check for related offense codes when examining a particular type of crime. They may or may not be in sequential order or even on the same page.

Largest minimum term is reported.

When minimum terms exceed maximum penalties, that may be due to anomalies in criminal justice practices, habitualized offenses, database errors, etc.

Each minimum term category is rounded up from the preceding category (for example, the ten-year category includes all minimums longer than five years up to exactly ten years).

Minimum term averages are based on raw data (with life sentences excluded from the calculations).

Source: Corrections Management Information System (CMIS)

# B2c 2004 Commitments by Minimum Term Distribution for Men and Women — Assaultive Offenses

*Includes Additional Sentences Imposed*  
Page One of Eight

B - 34

GRAND TOTALS		
VIOLATIONS		
ATTEMPTS		
Max. Penalty		
257.602A2	Peace Officer - Fleeing/Vehicle Code - 4th Degree	2 ATTEMPTS
257.602A3-A	Peace Officer - Fleeing/Vehicle Code - 3rd Degree	5 ATTEMPTS
257.602A3	Peace Officer - Fleeing/Vehicle Code - 2nd Offense	5 ATTEMPTS
257.602A4-A	Peace Officer - Fleeing/Vehicle Code - Cause Serious Injury	10 ATTEMPTS
257.617	Fail to Stop at Accident - Serious Impairment/Death Rslt	5 ATTEMPTS
257.6173	Fail to Stop at Accident - At Fault Rslt Death	15 ATTEMPTS
257.6254	Operating - Under the Influence Causing Death	15 ATTEMPTS
257.6255-A	Operating - Under the Influence Causing Serious Injury	5 ATTEMPTS
257.9044	Operate - License Suspend/Revoked Cause Death	15 ATTEMPTS
257.9045	Operate - License Suspend/Revoked Cause Serious Injury	5 ATTEMPTS
324.801764	Marine Safety, OUIL Cause Death	15 ATTEMPTS
324.801765	Marine Safety, OUIL Cause Serious Injury	5 ATTEMPTS
722.675	Distributing Obscene Matter to Minor	2 ATTEMPTS
750.10A	Sexually Delinquent	LIFE ATTEMPTS
750.110A2	Home Invasion - 1st Degree	20 ATTEMPTS
750.1227B	Witness - Intimidate, Criminal Case Max >10 years	10 ATTEMPTS
750.1227C	Witness - Intimidate, Threaten Injury/Death	15 ATTEMPTS
750.1228	Witness - Retaliate Against	10 ATTEMPTS

TOTAL	.5	1	1.5	2	2.5	3	3.5	4	4.5	5	10	15	20	25	>25	LIFE	AVG
4,303	53	358	586	658	274	325	166	169	113	265	668	261	115	73	67	152	5.2
4,142	52	335	531	606	261	321	156	169	113	264	667	260	115	73	67	152	5.4
161	1	23	55	52	13	4	10			1	1	1					1.8
25		7	15	2	1												1.2
144	9	47	42	28	7	4	1	3		1	2						1.5
2	1		1														.8
2		2															1.0
19	2	1	4	1	3	3	2			2	1						2.6
11	1		4	4		1	1										1.8
4				1		1	2										2.9
28	1			4	1	2	2	4		5	8	1					4.5
2					1		1										2.9
28		2	5	9	3	3	4			1		1					2.7
5		1							1	1	2						5.3
5		1	2	2													1.5
1					1												2.4
1			1														1.2
1			1														1.2
1		1			1												1.0
1																	2.5
273	1	5	15	27	26	26	10	18	17	32	76	14	3	2	1		5.2
14		3	7	4													1.4
2				1						1							3.5
3						1			1	1							4.1
1				1													1.7

NOTE: Be sure to check for related offense codes when examining a particular type of crime. They may or may not be in sequential order or even on the same page.

# B2C 2004 Commitments by Minimum Term Distribution for Men and Women — Assaultive Offenses

*Includes Additional Sentences Imposed*  
Page Two of Eight

B - 35

GRAND TOTALS		
VIOLATIONS		
ATTEMPTS		
Max. Penalty		
750.136B2	Child Abuse - 1st Degree	15
ATTEMPTS		
750.136B3	Child Abuse - 2nd Degree	4
ATTEMPTS		
750.136B4	Child Abuse - 3rd Degree	2
ATTEMPTS		
750.145A-A	Accost - Solic Child-Immoral Purposes	4
ATTEMPTS		
750.145A	Children - Accosting for Immoral Purposes	4
ATTEMPTS		
750.145C2	Child Sexually Abusive Activity	20
ATTEMPTS		
750.145C3	Child Sex Abuse Activity - Distribute or Promote	7
ATTEMPTS		
750.145C4A	Child Sex Abusive Materials - Possess	4
ATTEMPTS		
750.145D2B	Computers - Commit Crime w/Max Betw 1 - 2 Yrs.	2
ATTEMPTS		
750.145D2D	Computers - Commit Crime w/Max Betw 4 - 10 Yrs.	10
ATTEMPTS		
750.145D2F	Computer/Internet - Comm w/Other to Plan Crime 15+ yrs. Max	20
ATTEMPTS		
750.157B2	Solicit to Murder	LIFE
ATTEMPTS		
750.197C	Assault Employee and/or Escape Jail Through Violence	4
ATTEMPTS		
750.197CA	Assault Prison Employee	4
ATTEMPTS		
750.2072B	Explosives - Place Near Prop, Cause Property Damage	20
ATTEMPTS		
750.2102A	Explosives - Poss Bomb w/Unlawful Intent	15
ATTEMPTS		
750.211A2A	Explosives - Poss of Molotov Cocktail/Other Expl.	15
ATTEMPTS		
750.211A2B	Explosives - Poss Molotov Cocktail Causing Property Damage	20
ATTEMPTS		

TOTAL	.5	1	1.5	2	2.5	3	3.5	4	4.5	5	10	15	20	25	>25	LIFE	AVG
4,303	53	358	586	658	274	325	166	169	113	265	668	261	115	73	67	152	5.2
4,142	52	335	531	606	261	321	156	169	113	264	667	260	115	73	67	152	5.4
161	1	23	55	52	13	4	10			1	1	1					1.8
18			1			5		1		4	6	1					5.2
2				1			1										2.5
9		2	3	3	1												1.6
7		1	5	1													1.2
10		3	1	5		1											1.7
2			2														1.2
1			1														1.5
20		1	3	2	1	1		1	2	1	6	1	1				5.7
1							1										3.3
4		1	1	1			1										1.9
3			2	1													1.5
1		1															.9
4		1	3														1.2
11	1	5	1	2	1						1						1.7
2				1						1							3.4
1				1													2.0
2			1	1													1.6
37		14	10	8	2	3											1.5
2			2														1.3
1					1												2.5
1				1													2.0
2			1	1													1.7
1			1														1.5

NOTE: Be sure to check for related offense codes when examining a particular type of crime. They may or may not be in sequential order or even on the same page.

# B2C 2004 Commitments by Minimum Term Distribution for Men and Women — Assaultive Offenses

*Includes Additional Sentences Imposed*  
Page Three of Eight

B - 36

		GRAND TOTALS	
		VIOLATIONS	
		ATTEMPTS	
		Max. Penalty	
750.213	Extortion	20	
		ATTEMPTS	
750.234	Firearm, Discharge/Aim w/o Malice	MISD	
		ATTEMPTS	
750.234A	Firearm - Discharge from a Vehicle	4	
		ATTEMPTS	
750.234B	Firearm - Discharge In/At Dwelling	4	
		ATTEMPTS	
750.316-A	Murder - First Degree - Premeditated	LIFE	
		ATTEMPTS	
750.316-B	Murder - Felony	LIFE	
		ATTEMPTS	
750.316-C	Murder - Open - Statutory Short Form	LIFE	
		ATTEMPTS	
750.316	First Degree Murder	LIFE	
		ATTEMPTS	
750.317	Second Degree Murder	LIFE	
		ATTEMPTS	
750.321-A	Manslaughter - Statutory Short Form	15	
		ATTEMPTS	
750.321-C	Manslaughter - Involuntary	15	
		ATTEMPTS	
750.321-E	Manslaughter with Motor Vehicle	15	
		ATTEMPTS	
750.321	Manslaughter	15	
		ATTEMPTS	
750.324	Negligent Homicide	2	
		ATTEMPTS	
750.329	Death - Firearm without Malice	15	
		ATTEMPTS	
750.329A	Suicide - Assisting	5	
		ATTEMPTS	
750.335A	Indecent Exposure (Sexually Delinquent Person)	LIFE	
		ATTEMPTS	
750.338B	Gross Indecency Male and Female - Commit/Procure	5	
		ATTEMPTS	

TOTAL	.5	1	1.5	2	2.5	3	3.5	4	4.5	5	10	15	20	25	>25	LIFE	AVG
4,303	53	358	586	658	274	325	166	169	113	265	668	261	115	73	67	152	5.2
4,142	52	335	531	606	261	321	156	169	113	264	667	260	115	73	67	152	5.4
161	1	23	55	52	13	4	10			1	1	1					1.8
12		1	1	2				1		2	2	2		1			7.4
1		1															1.0
1					1												2.3
4		3				1											1.4
1			1														1.3
65															1	64	40.0
39																39	
17														1		16	22.0
4																4	
154		1		1	1	1				3	24	32	27	24	32	8	20.4
1												1					12.0
31				2	2	4	1	2		7	12	1					5.6
1						1											3.0
24			1	5	4	2	1	1	1	2	5	2					4.7
1			1	1													2.0
13		1			1	2	1	3		1	3	1					5.0
1							1										3.2
3			3														1.3
2								1				1					7.4
1				1													2.0
1				1													2.0
4				1	3												2.2

NOTE: Be sure to check for related offense codes when examining a particular type of crime. They may or may not be in sequential order or even on the same page.

# B2c 2004 Commitments by Minimum Term Distribution for Men and Women — Assaultive Offenses

*Includes Additional Sentences Imposed*  
Page Four of Eight

B - 37

		GRAND TOTALS	
		VIOLATIONS	
		ATTEMPTS	
		Max. Penalty	
750.349	Kidnapping	LIFE	
		ATTEMPTS	
750.350	Kidnapping - Child Enticement	LIFE	
		ATTEMPTS	
750.377B	Mal Destr. Police or Fire Dept	4	
	Property	ATTEMPTS	
750.397	Mayhem w/Int Disfigure/Maim	10	
		ATTEMPTS	
750.411I	Stalking, Aggravated	5	
		ATTEMPTS	
750.411I2B	Stalking a Minor - Aggravated	10	
		ATTEMPTS	
750.4362A	Poison - Food/Drink/Medicine/Wells	15	
		ATTEMPTS	
750.455	Prostitution/Pandering	20	
		ATTEMPTS	
750.459	Prostitution - Transporting Female	20	
	(perhaps compel)	ATTEMPTS	
750.479-A	Public Officer - Resist & Obstruct	2	
	Serve Process/Order	ATTEMPTS	
750.479-B	Police Officer - Resist & Obstruct	2	
		ATTEMPTS	
750.4792	Public Officer - Assault or Obstruct	2	
		ATTEMPTS	
750.4793	Public Officer - Assault or Obstruct	4	
	Cause Injury	ATTEMPTS	
750.479A2	Police Officer - Fleeing (Penal	2	
	Code) - 4th Degree	ATTEMPTS	
750.479A3	Police Officer - Fleeing (Penal	5	
	Code) - 3rd Degree	ATTEMPTS	
750.479A4-A	Police Officer - Fleeing (Penal	10	
	Code) - 2nd Degree	ATTEMPTS	
750.479AA	Police Officer - Fleeing (Penal	2	
	Code)	ATTEMPTS	
750.479B2	Peace Officer - Disarming	10	
	Firearm	ATTEMPTS	

TOTAL	.5	1	1.5	2	2.5	3	3.5	4	4.5	5	10	15	20	25	>25	LIFE	AVG
4,303	53	358	586	658	274	325	166	169	113	265	668	261	115	73	67	152	5.2
4,142	52	335	531	606	261	321	156	169	113	264	667	260	115	73	67	152	5.4
161	1	23	55	52	13	4	10			1	1	1					1.8
30				1		2		1		1	8	5	3	4	4	1	14.6
2		1		1													1.5
1							1										3.5
1				1													1.9
37		5	17	12		1		2									1.6
2			2														1.2
1											1						8.0
40	1	12	10	9	2	3	3										1.6
3			1	2													1.5
1						1											3.0
1																	
1											1						7.3
4						2					2						5.1
1		1															1.0
1			1														1.3
1		1															1.0
16	1	5	7	2				1									1.3
3	1		1	1													1.2
1			1														1.5
15	3	3	4	5													1.2
131	1	16	49	42	9	6	1	3	1	2	1						1.8
12	1	1	1	2	4		2	1									2.2
1				1													2.0
3		1	1	1													1.5

NOTE: Be sure to check for related offense codes when examining a particular type of crime. They may or may not be in sequential order or even on the same page.

# B2c 2004 Commitments by Minimum Term Distribution for Men and Women — Assaultive Offenses

*Includes Additional Sentences Imposed*  
Page Five of Eight

B - 38

		GRAND TOTALS
		VIOLATIONS
		ATTEMPTS
		Max. Penalty
750.483A2B	Interfering with Crime Report - Threat to Kill/Injure	10 ATTEMPTS
750.483A4B	Interference Police Investigation - Crime, Threaten Inj/Death	10 ATTEMPTS
750.520	Criminal Sexual Conduct (CSC)	LIFE ATTEMPTS
750.520B	CSC - 1st Degree - Multiple Variables	LIFE ATTEMPTS
750.520B1A	CSC - 1st Degree - Person Under 13	LIFE ATTEMPTS
750.520B1B	CSC - 1st Degree - Relationship	LIFE ATTEMPTS
750.520B1C	CSC - 1st Degree - During Felony	LIFE ATTEMPTS
750.520B1D	CSC - 1st Degree - Accomplices	LIFE ATTEMPTS
750.520B1E	CSC - 1st Degree - Weapon Used	LIFE ATTEMPTS
750.520B1F	CSC - 1st Degree - Personal Injury	LIFE ATTEMPTS
750.520C	CSC - 2nd Degree - Multiple Variables	15 ATTEMPTS
750.520C1A	CSC - 2nd Degree - Person Under 13	15 ATTEMPTS
750.520C1B	CSC - 2nd Degree - Relationship	15 ATTEMPTS
750.520C1C	CSC - 2nd Degree - During Felony	15 ATTEMPTS
750.520C1D	CSC - 2nd Degree - Accomplices	15 ATTEMPTS
750.520C1E	CSC - 2nd Degree - Weapon Used	15 ATTEMPTS
750.520C1F	CSC - 2nd Degree - Personal Injury	15 ATTEMPTS
750.520C1H	CSC - 2nd Degree - Mentally Disabled - Relation	15 ATTEMPTS

TOTAL	.5	1	1.5	2	2.5	3	3.5	4	4.5	5	10	15	20	25	>25	LIFE	AVG
4,303	53	358	586	658	274	325	166	169	113	265	668	261	115	73	67	152	5.2
4,142	52	335	531	606	261	321	156	169	113	264	667	260	115	73	67	152	5.4
161	1	23	55	52	13	4	10			1	1	1					1.8
2							1		1								3.9
1										1							9.0
1				1													2.0
33		1		1	1	1	2	1	1		8	6	4	3	3	1	13.6
1					1												2.5
148		1	2	4	4	5	8	2	4	9	39	33	17	7	8	5	11.5
3				2			1										2.4
41			1					2		3	8	16	6	3	1	1	12.6
2				1	1												2.2
9				1							3	2		1		2	11.7
1											1						9.0
9							1				4	1			2	1	14.3
12								1	1	2	1	4	2	1			12.0
1					1												2.5
45	1		2	9	4	4	1	5	1	7	9	2					4.2
9		2	3	3			1										1.6
182		5	14	34	14	26	10	11	1	16	43	6	2				4.4
10		2	2	6													1.6
29		1	1	8	3	2	2	3	1	1	6					1	3.5
2				2													1.9
1						1											3.0
1											1						6.0
1					1												2.5
2				1							1						4.5
8			1	1		2	1	1		1		1					3.9
2							1				1						4.6

NOTE: Be sure to check for related offense codes when examining a particular type of crime. They may or may not be in sequential order or even on the same page.



# B2c 2004 Commitments by Minimum Term Distribution for Men and Women — Assaultive Offenses

*Includes Additional Sentences Imposed*  
Page Six of Eight

B - 39

GRAND TOTALS		
VIOLATIONS		
ATTEMPTS		
Max. Penalty		
750.520C1L	CSC - 2nd Degree - State Prisoner (Juvenile)	15 ATTEMPTS
750.520D	CSC - 3rd Degree - Multiple Variables	15 ATTEMPTS
750.520D1A	CSC - 3rd Degree - Person 13 Through 15	15 ATTEMPTS
750.520D1B	CSC - 3rd Degree - Force or Coercion	15 ATTEMPTS
750.520D1C	CSC - 3rd Degree - Incapacitated Victim	15 ATTEMPTS
750.520D1D	CSC - 3rd Degree - Incest	15 ATTEMPTS
750.520E	CSC - 4th Degree - Multiple Variables	2 ATTEMPTS
750.520E1A-A	CSC - 4th Degree - Person 13 Through 15	2 ATTEMPTS
750.520E1A	CSC - 4th Degree - Force or Coercion	2 ATTEMPTS
750.520E1B	CSC - 4th Degree - Incapacitated Victim	2 ATTEMPTS
750.520E1G	CSC - 4th Degree - Incest	2 ATTEMPTS
750.520F	CSC - 2nd Offense	LIFE ATTEMPTS
750.520G1	CSC - Assault with Intent to Commit Sexual Penetration	10 ATTEMPTS
750.520G2	CSC - Assault with intent to Commit CSC, 2nd Degree	5 ATTEMPTS
750.529	Robbery Armed	LIFE ATTEMPTS
750.529A	Car Jacking	LIFE ATTEMPTS
750.530	Robbery Unarmed	15 ATTEMPTS
750.531-A	Bank Robbery	LIFE ATTEMPTS

TOTAL	.5	1	1.5	2	2.5	3	3.5	4	4.5	5	10	15	20	25	>25	LIFE	AVG
4,303	53	358	586	658	274	325	166	169	113	265	668	261	115	73	67	152	5.2
4,142	52	335	531	606	261	321	156	169	113	264	667	260	115	73	67	152	5.4
161	1	23	55	52	13	4	10			1	1	1					1.8
1							1										3.2
56		4	2	3	3	7	3	3	5	7	17	1		1			5.2
2				1	1												2.1
188		8	14	21	16	26	6	11	7	17	57	4	1				4.5
36		2	15	11	3	1	3				1						2.0
47		1	1	3	2	3		2	4	10	20		1				5.8
5		1		2		1				1							2.6
8	1		1		1	1	1			1	1	1					4.7
12			1	1		2	2	1		1	4						4.6
5		2	3														1.1
20			18					1			1						1.6
18		3	10	3	1						1						1.6
8		1	4	1	1		1										1.7
2			2														1.4
3		1	2														1.2
74		4	10	22	5	9	2	4	1	9	8						2.9
1				1													1.9
19		2	3	9	1	3	1										1.9
1							1										3.3
455		6	7	12	36	16	22	23	39	38	131	73	28	16	6	2	8.3
3			1	2													1.7
46	1			3	3	1	4	2	5	1	20	4		1	1		6.9
1		1															1.0
207	1	17	16	44	20	30	14	14	8	19	21	3					3.2
7			2	3	2												1.9
51			6	9	6	8	2	5	1	3	10	1					3.7

NOTE: Be sure to check for related offense codes when examining a particular type of crime. They may or may not be in sequential order or even on the same page.

# B2c 2004 Commitments by Minimum Term Distribution for Men and Women — Assaultive Offenses

*Includes Additional Sentences Imposed*  
Page Seven of Eight

B - 40

		GRAND TOTALS	
		VIOLATIONS	
		ATTEMPTS	
		Max. Penalty	
750.531-B	Safe Breaking	LIFE	
		ATTEMPTS	
750.532	Seduction	5	
		ATTEMPTS	
750.72-A	Arson - Dwelling House	20	
		ATTEMPTS	
750.73	Arson - Real Property	10	
		ATTEMPTS	
750.741B1	Arson - Personal Property	MISD	
	Betw \$200 & <\$1K	ATTEMPTS	
750.741C1	Arson - Personal Property	5	
	Betw \$1K & <\$20K	ATTEMPTS	
750.741D1	Arson - Personal Property	10	
	\$20K+	ATTEMPTS	
750.771C1	Arson - Prepare to Burn Property	5	
	Betw \$1K & <\$20K	ATTEMPTS	
750.771D1	Arson - Prepare to Burn Prop	10	
	\$20K+	ATTEMPTS	
750.78	Arson - Setting Fire to Woods/ Prairies/Grounds	4	
		ATTEMPTS	
750.812	Domestic Violence	MISD	
		ATTEMPTS	
750.814	Domestic Violence	2	
	3rd Offense	ATTEMPTS	
750.81A	Assault - Aggravated	MISD	
		ATTEMPTS	
750.81A3	Domestic Violence - Aggravated	2	
	2nd Offense	ATTEMPTS	
750.81C2	Assault & Battery - Against FIA	2	
	Employee	ATTEMPTS	
750.81D1	Resist/Obstruct/Assault Peace Officer	2	
		ATTEMPTS	
750.81D2	Resist/Obstruct/Assault Peace Officer -	4	
	Cause Injury	ATTEMPTS	
750.81D3	Police Officer - Result Serious	15	
	Injury	ATTEMPTS	

TOTAL	.5	1	1.5	2	2.5	3	3.5	4	4.5	5	10	15	20	25	>25	LIFE	AVG
4,303	53	358	586	658	274	325	166	169	113	265	668	261	115	73	67	152	5.2
4,142	52	335	531	606	261	321	156	169	113	264	667	260	115	73	67	152	5.4
161	1	23	55	52	13	4	10			1	1	1					1.8
14				3		2		1		3	2	2	1				6.2
2			1			1											2.0
20			1	5		2	1			4	4	3					5.3
4			2	2													1.6
19		3	5	6	1	1	1			1		1					2.4
1		1															.8
1				1													2.0
3			3														1.4
1			1														1.3
1				1													2.0
2	1			1													1.1
3			1	1		1											2.1
1			1														1.4
2	1		1														.9
48	1	8	27	6	4	1		1									1.5
1	1																.3
11		3	5	3													1.4
2		1	1														1.1
117	4	37	56	11	4	3	1	1									1.3
1		1															1.0
16		3	6	4		2		1									1.8
1													1				20.0

NOTE: Be sure to check for related offense codes when examining a particular type of crime. They may or may not be in sequential order or even on the same page.

# B2c 2004 Commitments by Minimum Term Distribution for Men and Women — Assaultive Offenses

*Includes Additional Sentences Imposed*  
*Page Eight of Eight*

B - 41

		GRAND TOTALS	
		VIOLATIONS	
		ATTEMPTS	
		Max. Penalty	
750.82	Felonious Assault	4	
	ATTEMPTS		
750.822	Asslt w/Dangerous Weapon -	4	
	Weapon-Free School Zone	ATTEMPTS	
750.83	Asslt w/Int to Commit Murder	LIFE	
	ATTEMPTS		
750.84	Asslt w/Int Gr Bod Hrm Less	10	
	Murder	ATTEMPTS	
750.87	Asslt w/Intent to Commit Felony	10	
	ATTEMPTS		
750.88	Asslt w/Intent to Rob & Steal	15	
	Unarmed	ATTEMPTS	
750.89	Asslt w/Intent to Rob & Steal	LIFE	
	Armed	ATTEMPTS	
750.91	Attempt to Murder	LIFE	
	ATTEMPTS		
752.541	Riot	10	
	ATTEMPTS		

TOTAL	.5	1	1.5	2	2.5	3	3.5	4	4.5	5	10	15	20	25	>25	LIFE	AVG
4,303	53	358	586	658	274	325	166	169	113	265	668	261	115	73	67	152	5.2
4,142	52	335	531	606	261	321	156	169	113	264	667	260	115	73	67	152	5.4
161	1	23	55	52	13	4	10			1	1	1					1.8
266	15	60	56	90	20	14	2	5		4							1.6
15		5	10														1.1
1				1													2.0
90				1	1	6	2			2	23	23	12	6	8	6	13.7
296	1	16	23	74	25	49	22	20	2	24	35	3	1			1	3.2
7			1	3	1	1	1										2.2
5				2	3												2.2
29		1	5	6	1	7		2		5	2						3.1
83	1	1		3	6	9	7	3	8	8	22	8	5	2			6.8
1				1							1						2.0
1																	9.0
2				2													1.6

**NOTES:** Be sure to check for related offense codes when examining a particular type of crime. They may or may not be in sequential order or even on the same page.

Largest minimum term is reported.

When minimum terms exceed maximum penalties, that may be due to anomalies in criminal justice practices, habitualized offenses, database errors, etc.

Each minimum term category is rounded up from the preceding category (for example, the ten-year category includes all minimums longer than five years up to exactly ten years).

Minimum term averages are based on raw data (with life sentences excluded from the calculations).

Source: Corrections Management Information System (CMIS)

# B3 2004 Commitments by Minimum Term Distribution for Women — All Offenses

*Includes Additional Sentences Imposed*  
*Page One of Seven*

B - 42

GRAND TOTALS* VIOLATIONS ATTEMPTS			Max. Penalty	
28.729	Sex Offender - Fail to Register	4		
257.602A2	Peace Officer - Fleeing/Vehicle Code - 4th Degree	2		
257.602A3-A	Peace Officer - Fleeing/Vehicle Code - 3rd Degree	5		
257.617	Fail to Stop at Accident - Serious Impairment/Death Rslt	5		
257.6251-A	Operating - OUIL/Per Se	MISD ATTEMPTS		
257.6254	Operating - Under the Influence Causing Death	15 ATTEMPTS		
257.6255-A	Operating - Under the Influence Causing Serious Injury	5 ATTEMPTS		
257.6256D	Operating - OUIL/Per Se/OWI - 3rd Offense	5 ATTEMPTS		
257.6257A2	Operating OUIL/Occupant <16, 2nd Offense	5 ATTEMPTS		
257.903	Motor Vehicle Code, False Certification	5 ATTEMPTS		
257.9044	Operate - License Suspend/Revoked Cause Death	15 ATTEMPTS		
257.9045	Operate - License Suspend/Revoked Cause Serious Injury	5 ATTEMPTS		
333.74012A1	Controlled Sub - Mfg, Del, Poss - 1,000 or More Grams	LIFE ATTEMPTS		
333.74012A2	Controlled Sub - Mfg, Del, Poss 450-999g	30 ATTEMPTS		
333.74012A3	Controlled Sub - Mfg, Del, Poss 50-449g	20 ATTEMPTS		
333.74012A4	Controlled Sub - Mfg, Del, Poss <50 Grams	20 ATTEMPTS		
333.74012B-A	Contr. Sub - Mfg, Del, Poss, Sch 1,2,3 ex Marij & Cocaine	7 ATTEMPTS		
333.74012B1	Controlled Sub - Mfg, Del, Poss Methamphetamine	20 ATTEMPTS		
333.74012D3	Controlled Sub - Mfg, Del, Poss, Marijuana <5 Kg	4 ATTEMPTS		

TOTAL	.5	1	1.5	2	2.5	3	3.5	4	4.5	5	10	15	20	25	>25	LIFE	AVG
728	28	150	177	177	35	47	14	14	11	14	29	9	3	4		10	2.3
686	23	143	164	168	33	47	14	14	11	14	29	9	3	4		10	2.4
36	5	7	13	9	2												1.2
1	1																.2
3		1	2														1.2
3		2	1														1.0
3			3														1.5
1				1													1.9
5				1						2	2						5.3
1			1														1.5
49		11	17	20	1												1.5
4		2	1	1													1.2
1	1																.3
1		1															1.0
1			1														1.3
1												1					13.0
1										1							5.0
5				1		3			1								3.0
48	2	17	13	9	3	3	1										1.5
3	1	2															.7
1		1															1.0
2				1		1											2.5
4	1	1	1	1													1.1

NOTE: Be sure to check for related offense codes when examining a particular type of crime. They may or may not be in sequential order or even on the same page.

# B3 2004 Commitments by Minimum Term Distribution for Women — All Offenses

*Includes Additional Sentences Imposed*  
*Page Two of Seven*

B - 43

GRAND TOTALS* VIOLATIONS ATTEMPTS		
Max. Penalty		
333.7401C2A	Controlled Sub - Operate/Maintain A Lab	10 ATTEMPTS
333.7401C2D	Controlled Sub - Manufac Near Church/School	20 ATTEMPTS
333.7401C2F	Controlled Sub - Operate/Maintain Meth Lab	20 ATTEMPTS
333.74022A	Contr. Sub - Mfg, Del, Poss Counterfeit (Narc. or Methamphet.)	10 ATTEMPTS
333.74032A3	Controlled Sub - Poss 50-449g Narc. or Cocaine	20 ATTEMPTS
333.74032A5	Controlled Sub - Poss Under 25g Narc. or Cocaine	4 ATTEMPTS
333.74032B-A	Controlled Sub - Possession/ Analogues	2 ATTEMPTS
333.74032B-B	Contr. Sub - Poss, Sub Added to Sch 1-4, by Rule	2 ATTEMPTS
333.74032B1	Controlled Sub - Possession Methamphetamine	10 ATTEMPTS
333.74071C	Controlled Sub - Obtain by Fraud	4 ATTEMPTS
400.602-B	Welfare Fraud - Fail to Inform \$500 or More	4 ATTEMPTS
500.45111	Insurance - Fraudulent Acts	4 ATTEMPTS
750.110	Breaking & Entering	10 ATTEMPTS
750.110A2	Home Invasion - 1st Degree	20 ATTEMPTS
750.110A3	Home Invasion - 2nd Degree	15 ATTEMPTS
750.110A4	Home Invasion - 3rd Degree	5 ATTEMPTS
750.111	Entering w/o Breaking	5 ATTEMPTS
750.1313C	Check - Non-Sufficient Funds - \$500 or More	2 ATTEMPTS
750.131A	Checks w/o Account or w/o Suff Funds	2 ATTEMPTS

TOTAL	.5	1	1.5	2	2.5	3	3.5	4	4.5	5	10	15	20	25	>25	LIFE	AVG
728	28	150	177	177	35	47	14	14	11	14	29	9	3	4		10	2.3
686	23	143	164	168	33	47	14	14	11	14	29	9	3	4		10	2.4
36	5	7	13	9	2												1.2
2			1	1													1.7
1		1															1.0
4			1	1	1		1										2.1
1				1													2.0
1		1															1.0
2								1			1						5.6
43	4	15	11	7	1	5											1.4
3	1	1	1														.7
2			1	1													1.6
1			1														1.3
3		1		2													1.6
4		2	2														1.1
1		1															1.0
1	1																.5
4				2	1	1											2.2
1					1												2.5
11				1		2	2		3	1	2						4.3
15		2	2	4	2	1	2	1		1							2.3
2			1		1												1.9
1		1															1.0
2		1		1													1.4
1	1																.5
2	1	1															.6

NOTE: Be sure to check for related offense codes when examining a particular type of crime. They may or may not be in sequential order or even on the same page.

# B3 2004 Commitments by Minimum Term Distribution for Women — All Offenses

*Includes Additional Sentences Imposed*  
*Page Three of Seven*

B - 44

GRAND TOTALS* VIOLATIONS ATTEMPTS		
Max. Penalty		
750.131A1	Check - No Account	2
	ATTEMPTS	
750.131A2	Check - 3 Non-Sufficient Funds Within 10 Days	2
	ATTEMPTS	
750.136B2	Child Abuse - 1st Degree	15
	ATTEMPTS	
750.136B3	Child Abuse - 2nd Degree	4
	ATTEMPTS	
750.136B4	Child Abuse - 3rd Degree	2
	ATTEMPTS	
750.145A-A	Accost - Solic Child - Immoral Purposes	4
	ATTEMPTS	
750.145C2	Child Sexually Abusive Activity	20
	ATTEMPTS	
750.145D2F	Computer/Internet - Comm w/Other to Plan Crime 15+ yr Sent.	20
	ATTEMPTS	
750.157A	Conspiracy	5
	ATTEMPTS	
750.157B2	Solicit to Murder	LIFE
	ATTEMPTS	
750.157N1	Financial Transaction Device - Steal/ Retain w/o Consent	4
	ATTEMPTS	
750.157N2	Financial Transaction Device - Poss Fraudulent One	4
	ATTEMPTS	
750.157P	Financial Transaction Device - Poss w/Intent to Use/Sell	4
	ATTEMPTS	
750.157Q	Financial Transaction Device - Illegal Sale/Use	4
	ATTEMPTS	
750.159I1	Criminal Enterprise - Conducting	20
	ATTEMPTS	
750.174	Embezzle - Agt, Serv, Emp, Trustee	10
	ATTEMPTS	
750.1744A	Embezzlement - Agent or Trustee Betw \$1K & <\$20K	5
	ATTEMPTS	
750.1745A	Embezzlement - Agent or Trustee \$20K or More	10
	ATTEMPTS	
750.174A4A	Embezzlement - Relationship of Trust Betw \$1K & <\$20K	5
	ATTEMPTS	

TOTAL	.5	1	1.5	2	2.5	3	3.5	4	4.5	5	10	15	20	25	>25	LIFE	AVG
728	28	150	177	177	35	47	14	14	11	14	29	9	3	4		10	2.3
686	23	143	164	168	33	47	14	14	11	14	29	9	3	4		10	2.4
36	5	7	13	9	2												1.2
4	1		3														.9
2		1	1														1.1
5						1				1	3						5.8
1					1												2.4
3		1	2														1.2
1			1														1.1
1											1						7.9
1				1													1.7
1																1	
1										1							5.0
10	1	2	5	1		1											1.4
1		1															1.0
3	1	1	1														.8
1	1																.5
1		1															.8
1										1							5.0
1							1										3.3
7	1	2	3	1													1.1
1			1														1.7
10		1	4		3			1			1						2.4
1		1															1.0

NOTE: Be sure to check for related offense codes when examining a particular type of crime. They may or may not be in sequential order or even on the same page.

# B3 2004 Commitments by Minimum Term Distribution for Women — All Offenses

*Includes Additional Sentences Imposed*  
*Page Four of Seven*

B - 45

GRAND TOTALS* VIOLATIONS ATTEMPTS		
Max. Penalty		
750.174A5A	Embezzlement - Vulnerable Adult Over \$20K	10 ATTEMPTS
750.176	Embezzle - Administrator/Executor/Guardian	10 ATTEMPTS
750.1814A	Embezzlement - Jointly Held Property Betw \$1K & <\$20K	5 ATTEMPTS
750.193	Break, Escape or Attempt to Break, Escape Prison	5 ATTEMPTS
750.1972	Escape - Awaiting Trial for Felony	4 ATTEMPTS
750.197CA	Assault Prison Employee	4 ATTEMPTS
750.199A	Absconding or Forfeiting Bond	4 ATTEMPTS
750.213	Extortion	20 ATTEMPTS
750.2184A	False Pretenses - Betw \$1K & <\$20K	5 ATTEMPTS
750.2185A	False Pretenses - \$20K or More	10 ATTEMPTS
750.224F	Weapon - Firearm, Poss by Felon	5 ATTEMPTS
750.227	Carrying Concealed Weapons	5 ATTEMPTS
750.227B-A	Weapons - Felony Firearm	2 ATTEMPTS
750.248	Forgery of Records, Other Instruments	14 ATTEMPTS
750.249	Uttering & Publishing	14 ATTEMPTS
750.285	Obtain Personal Identity Info w/o Permission	5 ATTEMPTS
750.316-A	Murder - First Degree - Premeditated	LIFE ATTEMPTS
750.316-B	Murder - Felony	LIFE ATTEMPTS
750.317	Second Degree Murder	LIFE ATTEMPTS

TOTAL	.5	1	1.5	2	2.5	3	3.5	4	4.5	5	10	15	20	25	>25	LIFE	AVG
728	28	150	177	177	35	47	14	14	11	14	29	9	3	4		10	2.3
686	23	143	164	168	33	47	14	14	11	14	29	9	3	4		10	2.4
36	5	7	13	9	2												1.2
1				1													1.7
1				1													2.0
1			1														1.5
2		2															1.0
1			1														1.5
4		2	1			1											1.5
2			1	1													1.7
1				1													2.0
3			2	1													1.5
2			1			1											2.2
2						2											3.0
1	1																.5
1		1															.7
16				16													2.0
13		1	5	4	2					1							1.9
1				1													2.0
80	3	15	22	28	4	8											1.6
11	1	1	5	4													1.3
4	1	2		1													.9
4																4	
3																3	
16				1		1					3	5	2	3		1	13.6

NOTE: Be sure to check for related offense codes when examining a particular type of crime. They may or may not be in sequential order or even on the same page.

# B3 2004 Commitments by Minimum Term Distribution for Women — All Offenses

*Includes Additional Sentences Imposed*  
 Page Five of Seven

B - 46

GRAND TOTALS*		
VIOLATIONS		
ATTEMPTS		
Max. Penalty		
750.321-A	Manslaughter - Statutory Short Form	15 ATTEMPTS
750.321-C	Manslaughter - Involuntary	15 ATTEMPTS
750.321-E	Manslaughter with Motor Vehicle	15 ATTEMPTS
750.349	Kidnapping	LIFE ATTEMPTS
750.3563A	Larceny - \$1,000 Or More But Less Than \$20,000	5 ATTEMPTS
750.356A3	Breaking and Entering - A Vehicle (with Damage)	5 ATTEMPTS
750.356C	Retail Fraud - 1st Degree	5 ATTEMPTS
750.356D	Retail Fraud - 2nd Degree	MISD ATTEMPTS
750.357	Larceny from Person	10 ATTEMPTS
750.357B	Firearms - Stealing of Another	5 ATTEMPTS
750.360	Larceny in Building	4 ATTEMPTS
750.362A3A	Failure to Return Rented Property Betw \$1K & <\$20K	5 ATTEMPTS
750.377B	Mal Destr. Police or Fire Dept Property	4 ATTEMPTS
750.411A1B	False Report of a Felony	4 ATTEMPTS
750.411I	Stalking, Aggravated	5 ATTEMPTS
750.413	Unlawfully Driving Away an Automobile	5 ATTEMPTS
750.451-B	Prostitution - 3rd Offense	2 ATTEMPTS
750.451-D	Prostitution - 3rd or Subs Offense	2 ATTEMPTS
750.479-B	Police Officer - Resist & Obstruct	2 ATTEMPTS

TOTAL	.5	1	1.5	2	2.5	3	3.5	4	4.5	5	10	15	20	25	>25	LIFE	AVG
728	28	150	177	177	35	47	14	14	11	14	29	9	3	4		10	2.3
686	23	143	164	168	33	47	14	14	11	14	29	9	3	4		10	2.4
36	5	7	13	9	2												1.2
4					1		1			2							4.0
3			1	2													1.6
1				1													2.0
1							1										3.3
1																1	
2			1	1													1.5
1			1														1.5
59		24	13	17		3		1	1								1.5
2	1			1													1.0
1	1																.5
3			2					1									2.2
1											1						10.0
14	1	3	4	5		1											1.4
1			1														1.3
1						1											2.7
2		1	1														1.2
2		1		1													1.3
2			2														1.5
1			1														1.1
3		2	1														1.1
3		2	1														1.1
1			1														1.5
1				1													2.0

NOTE: Be sure to check for related offense codes when examining a particular type of crime. They may or may not be in sequential order or even on the same page.



# B3 2004 Commitments by Minimum Term Distribution for Women — All Offenses

*Includes Additional Sentences Imposed*  
Page Six of Seven

B - 47

GRAND TOTALS*		
VIOLATIONS		
ATTEMPTS		
Max. Penalty		
750.479A3	Police Officer - Fleeing (Penal Code) - 3rd Degree	5 ATTEMPTS
750.505-A	Obstruction of Justice	5 ATTEMPTS
750.505-B	Accessory After the Fact to Felony	5 ATTEMPTS
750.520B	CSC - 1st Degree - Multiple Variables	LIFE ATTEMPTS
750.520B1A	CSC - 1st Degree - Person Under 13	LIFE ATTEMPTS
750.520C1A	CSC - 2nd Degree - Person Under 13	15 ATTEMPTS
750.520C1B	CSC - 2nd Degree - Relationship	15 ATTEMPTS
750.520D1A	CSC - 3rd Degree - Person 13 Through 15	15 ATTEMPTS
750.520D1B	CSC - 3rd Degree - Force or Coercion	15 ATTEMPTS
750.520G1	CSC - Assault with Intent to Commit Sexual Penetration	10 ATTEMPTS
750.529	Robbery Armed	LIFE ATTEMPTS
750.529A	Car Jacking	LIFE ATTEMPTS
750.530	Robbery Unarmed	15 ATTEMPTS
750.531-A	Bank Robbery	LIFE ATTEMPTS
750.5352A	Stolen Property - Rec & Conc \$20K+	10 ATTEMPTS
750.5353A	Stolen Property - Rec & Conc Betw \$1K & <\$20K	5 ATTEMPTS
750.5357	Receiving and Concealing Stolen Automobile	5 ATTEMPTS
750.72-A	Arson - Dwelling House	20 ATTEMPTS
750.73	Arson - Real Property	10 ATTEMPTS

TOTAL	.5	1	1.5	2	2.5	3	3.5	4	4.5	5	10	15	20	25	>25	LIFE	AVG
728	28	150	177	177	35	47	14	14	11	14	29	9	3	4		10	2.3
686	23	143	164	168	33	47	14	14	11	14	29	9	3	4		10	2.4
36	5	7	13	9	2												1.2
3			2	1													1.4
1											1						6.3
1							1										3.3
1											1						7.1
1											1						10.0
2				2													1.8
1				1													2.0
3				1		1					1						3.6
1						1											3.0
2				2													1.8
28		1			4		2	5	5	3	6	1	1				5.4
2											1	1					10.0
14		1	2	4	3	1		2	1								2.3
2			1	1													1.6
1				1													2.0
2		1				1											2.0
5		2	3														1.2
6		3	1	2													1.3
3			1								2						7.1
1			1														1.5
1			1														1.5

NOTE: Be sure to check for related offense codes when examining a particular type of crime. They may or may not be in sequential order or even on the same page.

# B3 2004 Commitments by Minimum Term Distribution for Women — All Offenses

*Includes Additional Sentences Imposed*  
*Page Seven of Seven*

B - 48

GRAND TOTALS*		
VIOLATIONS		
ATTEMPTS		
Max. Penalty		
750.814	Domestic Violence 3rd Offense	2
ATTEMPTS		
750.81D1	Resist/Obstruct/Assault Peace Officer	2
ATTEMPTS		
750.82	Felonious Assault	4
ATTEMPTS		
750.83	Asslt w/Int to Commit Murder	LIFE
ATTEMPTS		
750.84	Asslt w/Int Gr Bod Hrm Less Murder	10
ATTEMPTS		
750.88	Asslt w/Intent to Rob & Steal Unarmed	15
ATTEMPTS		
750.89	Asslt w/Intent to Rob & Steal Armed	LIFE
ATTEMPTS		
750.91	Attempt to Murder	LIFE
ATTEMPTS		
752.811A	Break & Enter - Coin-Operated Device	3
ATTEMPTS		
800.2814	Prisons - Prisoner Possessing Contraband	5
ATTEMPTS		
801.2632	Jails - Prisoner Possessing Contraband	5
ATTEMPTS		

TOTAL	.5	1	1.5	2	2.5	3	3.5	4	4.5	5	10	15	20	25	>25	LIFE	AVG
728	28	150	177	177	35	47	14	14	11	14	29	9	3	4		10	2.3
686	23	143	164	168	33	47	14	14	11	14	29	9	3	4		10	2.4
36	5	7	13	9	2												1.2
1		1															1.0
9		3	6														1.1
14		3	4	4	1	1		1									1.8
1			1														1.3
3						1						1		1			12.8
15			2	7		5		1									2.3
2		1		1													1.5
9				1	5		2				1						2.9
1											1						9.0
1			1														1.5
1			1														1.2
1		1															1.0

**NOTES:** Be sure to check for related offense codes when examining a particular type of crime. They may or may not be in sequential order or even on the same page.

\*Sentences with Insufficient Information = 6

Largest minimum term is reported.

When minimum terms exceed maximum penalties, that may be due to anomalies in criminal justice practices, habitualized offenses, database errors, etc.

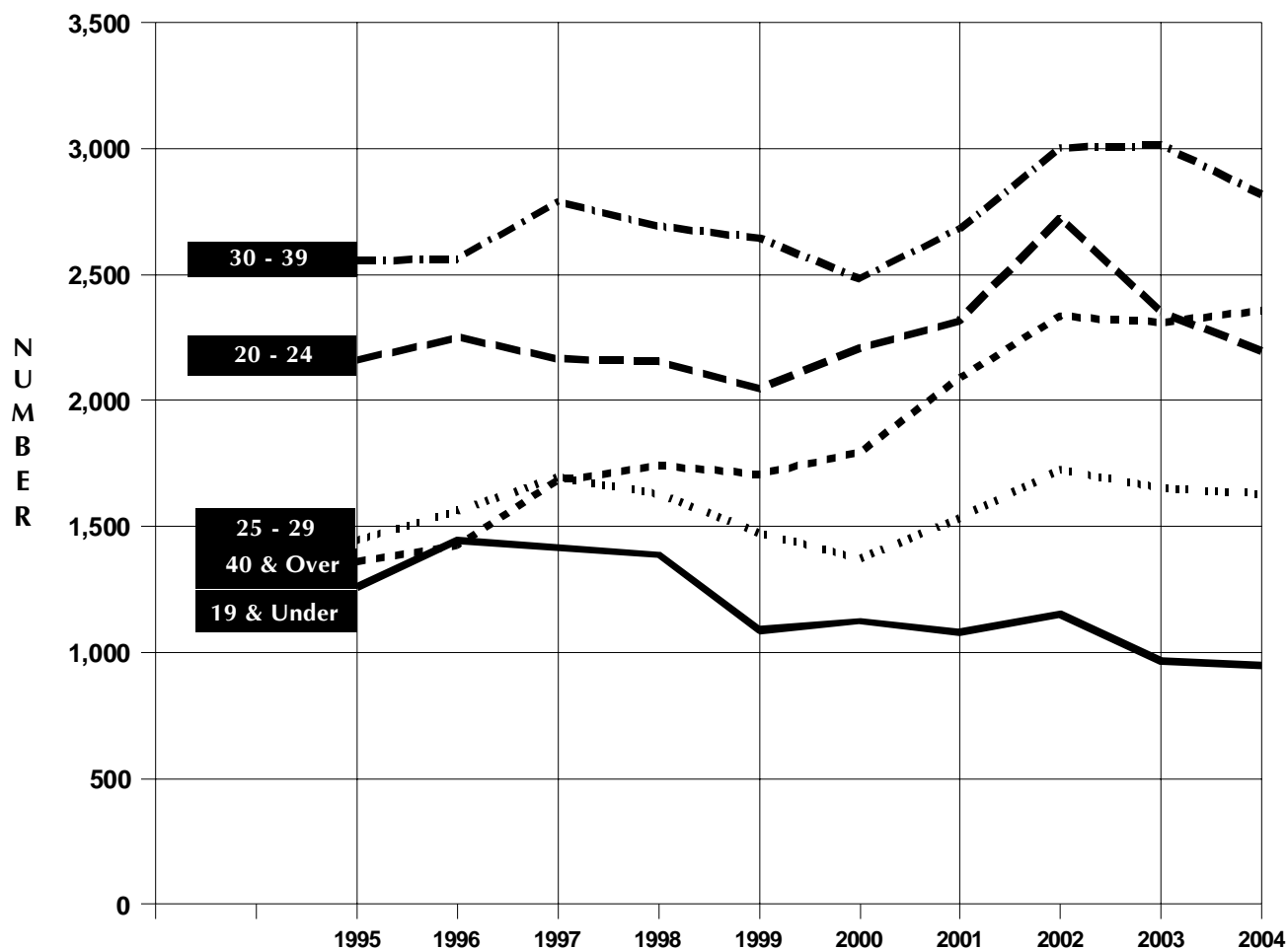
Each minimum term category is rounded up from the preceding category (for example, the ten-year category includes all minimums longer than five years up to exactly ten years).

Minimum term averages are based on raw data (with life sentences excluded from the calculations).

Source: Corrections Management Information System (CMIS)

## B4a Commitments by Age for Men, 1995 - 2004

*Includes Additional Sentences Imposed*



## B4b Commitments by Age, Race and Gender as of December 2004

*Includes Additional Sentences Imposed*

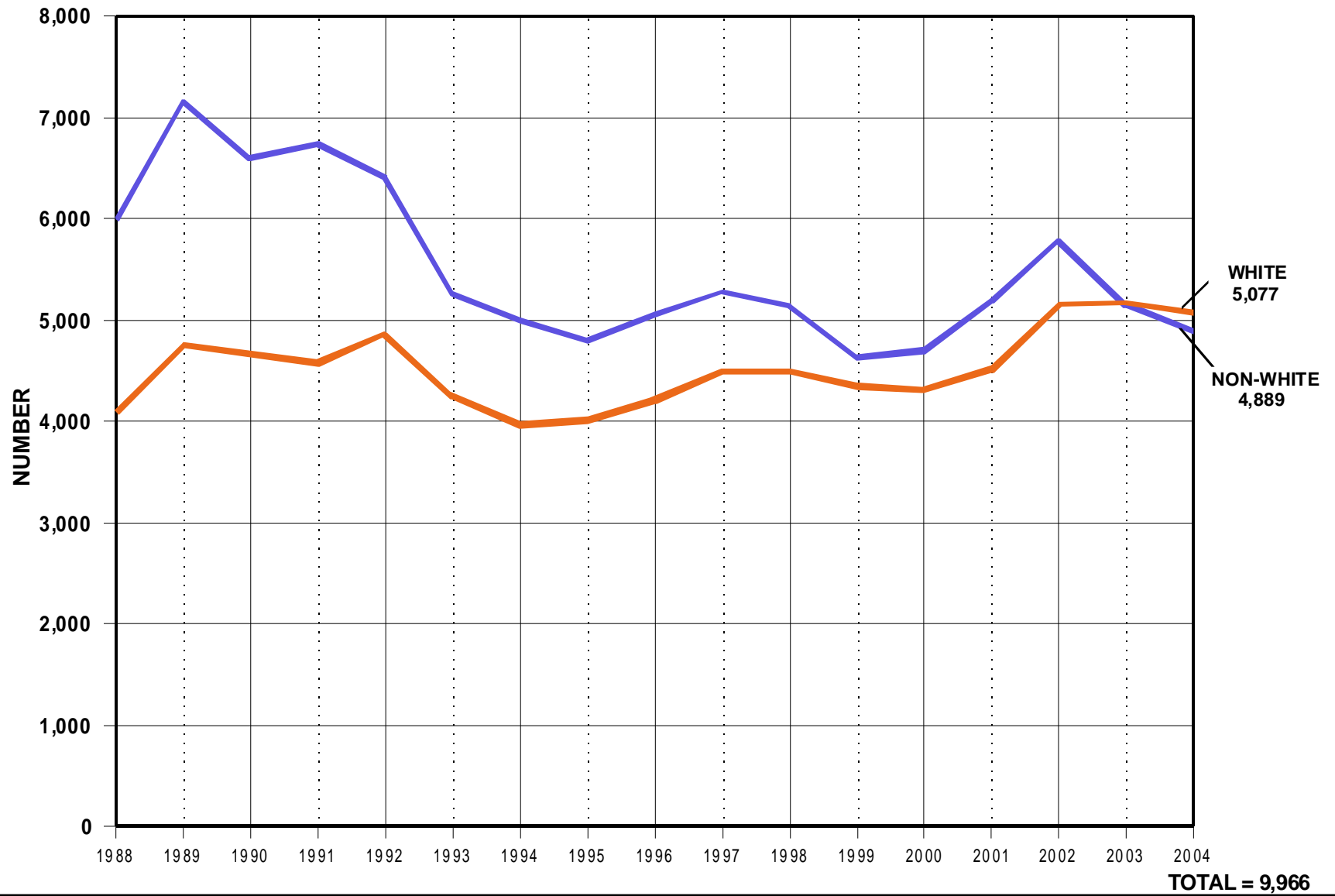
Age Group	TOTAL COMMITMENTS		MALE COMMITMENTS						FEMALE COMMITMENTS					
			Total Male		White		Non-White		Total Female		White		Non-White	
	Count	PCNT	Count	PCNT	Count	PCNT	Count	PCNT	Count	PCNT	Count	PCNT	Count	PCNT
19 and Under	976	9.1	949	9.5	439	4.4	510	5.1	27	3.7	17	2.4	10	1.4
20 - 24	2,287	21.4	2,201	22.1	1,045	10.5	1,156	11.6	86	11.9	55	7.6	31	4.3
25 - 29	1,751	16.4	1,634	16.4	789	7.9	845	8.5	117	16.2	67	9.3	50	6.9
30 - 39	3,078	28.8	2,823	28.3	1,491	15.0	1,332	13.4	255	35.3	133	18.4	122	16.9
40 and Over	2,596	24.3	2,359	23.7	1,313	13.2	1,046	10.5	237	32.8	135	18.7	102	14.1
Totals*	10,772	100.0	9,966	100.0	5,077	50.9	4,889	49.1	722	100.0	407	56.4	315	43.6
SUBTOTALS AS PERCENT OF TOTAL	100.0		93.2		47.5		45.7		6.8		3.8		2.9	

SOURCE: Corrections Management Information System (CMIS). \*Cases with Insufficient Information = 84 (excluded from % calculations) .

# B5a Commitments by Race for Men, 1988 - 2004

*Includes Additional Sentences Imposed*

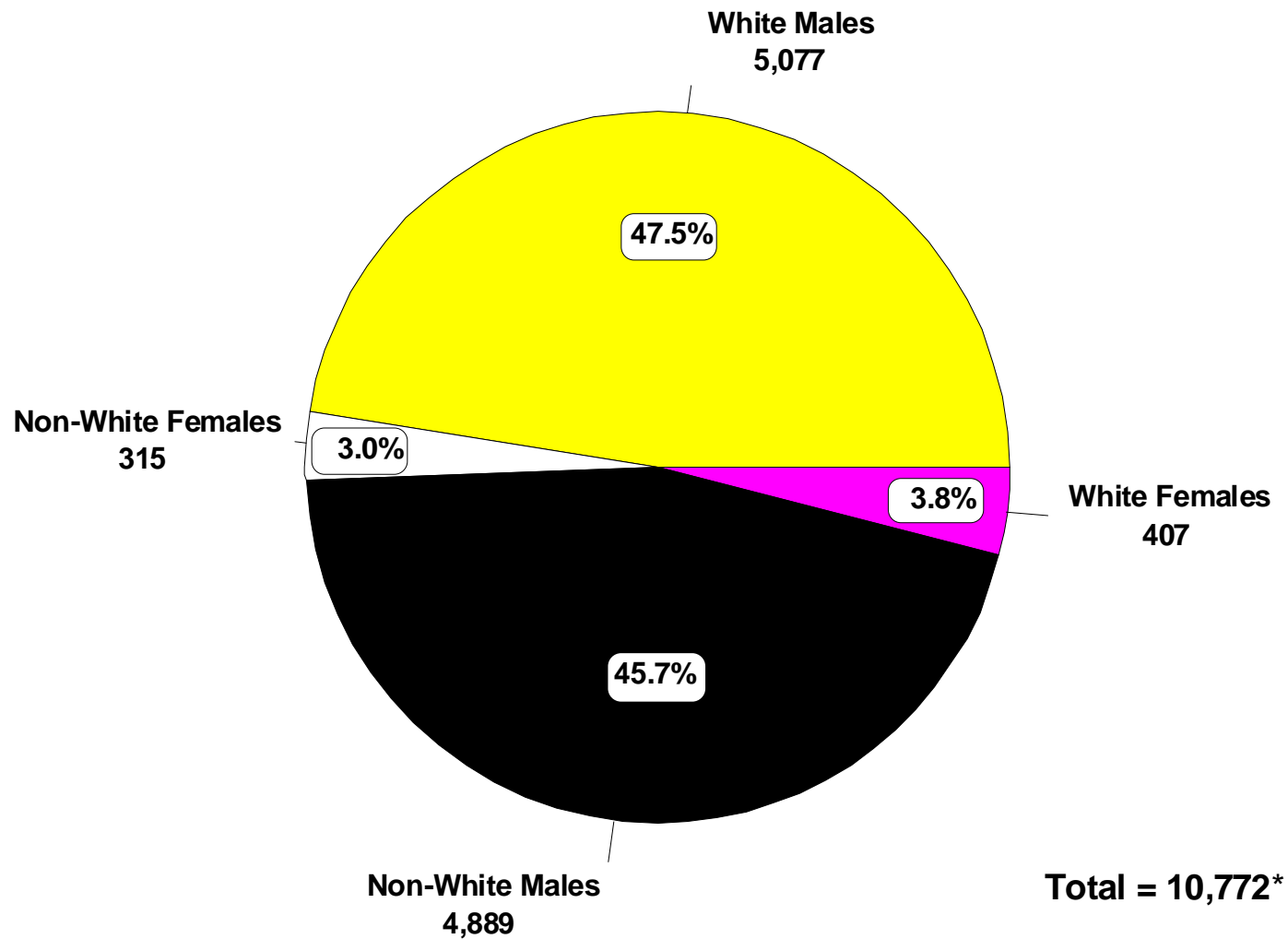
B - 50



SOURCE: Corrections Management Information System (CMIS).

# B5b Total 2004 Commitments by Race and Gender

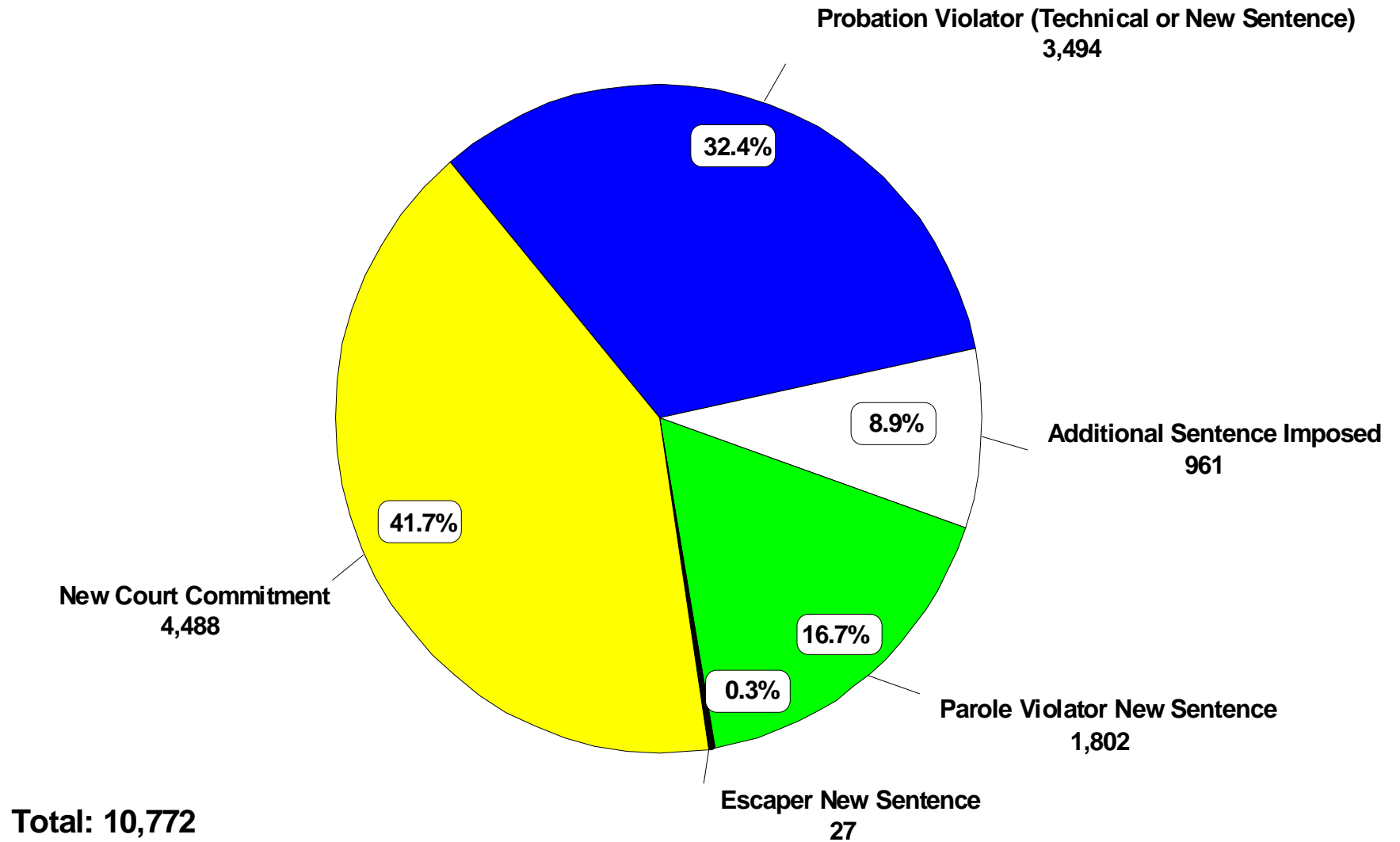
*Includes Additional Sentences Imposed*



Source: Corrections Management Information System (CMIS)

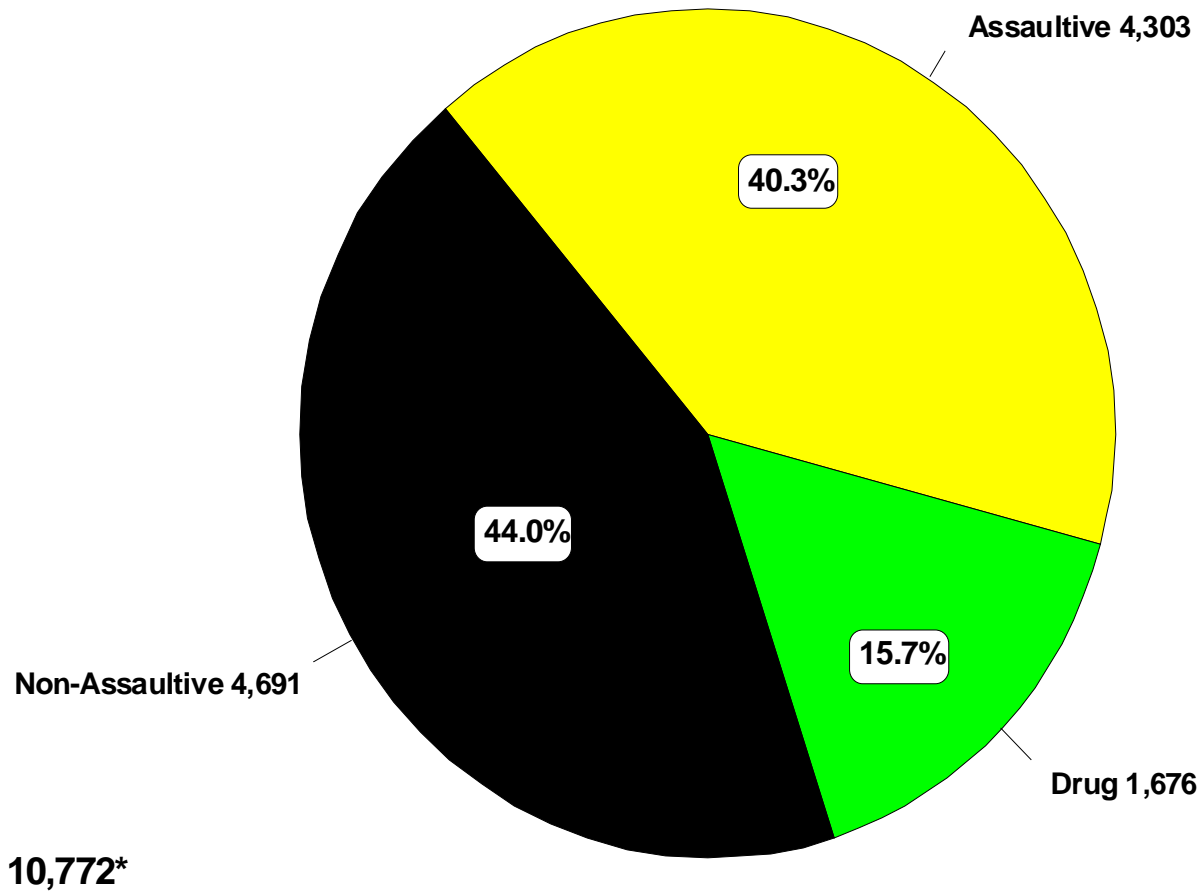
\* Cases with insufficient information = 84 (Excluded from % calculations.)

**B6** 2004 Prison Commitments by Type  
*Includes Additional Sentences Imposed*



Source: Corrections Management Information System (CMIS)

**B7** 2004 Prisoner Intake by Major Crime Types  
*Includes Additional Sentences Imposed*



Source: Corrections Management Information System (CMIS)

\*Cases with Insufficient Information = 102 (excluded from % calculations) .

---

# Prisoner Population



This section presents descriptions of Michigan's correctional facilities and statistics regarding the characteristics of the prisoner population.

The map shows the location of each Michigan prison and camp, as well as a geographic breakdown of the Correctional Facilities Administration (CFA) regions. The map is followed by a description of each facility.

Table C is a breakdown of the net operating capacity of the institutions and camps by security level.

Table Ca displays the end-of-year institution and camp population from 1990 through 2004.

Table C1 shows the total prisoner population broken down by minimum sentence and offense. The total population includes prisoners housed in institutions, camps, the SAI-Prison program and Community Residential Programs (CRP). Tables C1a through C1c show the information in Table C1 broken down by major crime categories (i.e., non-assaultive, drug and assaultive). Table C2 shows the total *female* prisoner population broken down by minimum sentence and offense.

The crimes in the C1 series of tables and the C2 table are sorted by Michigan Compiled Law (MCL) numbers and Prosecuting Attorney's Coordinating Council (PACC) codes (the sort order used since 1999). Since this sort order keeps sequential codes together, similar crimes that have identical maximum penalties are not consolidated. This level of detail provides much richer information, but the reader must be careful to watch for related codes when attempting to examine the prison population frequency and minimum term distribution for a particular type of crime. For example, several separate offense codes now appear for the crime of first degree criminal sexual conduct (750.520B-- ) because each code represents a specific characteristic of the offense.

Tables C3a through C3c summarize the total prisoner population broken down by age, location and race.

Table C4 summarizes the movement of prisoners into and out of the institution and camp population during 2004. To demonstrate the effect of prisoner movement on the size of the institution and

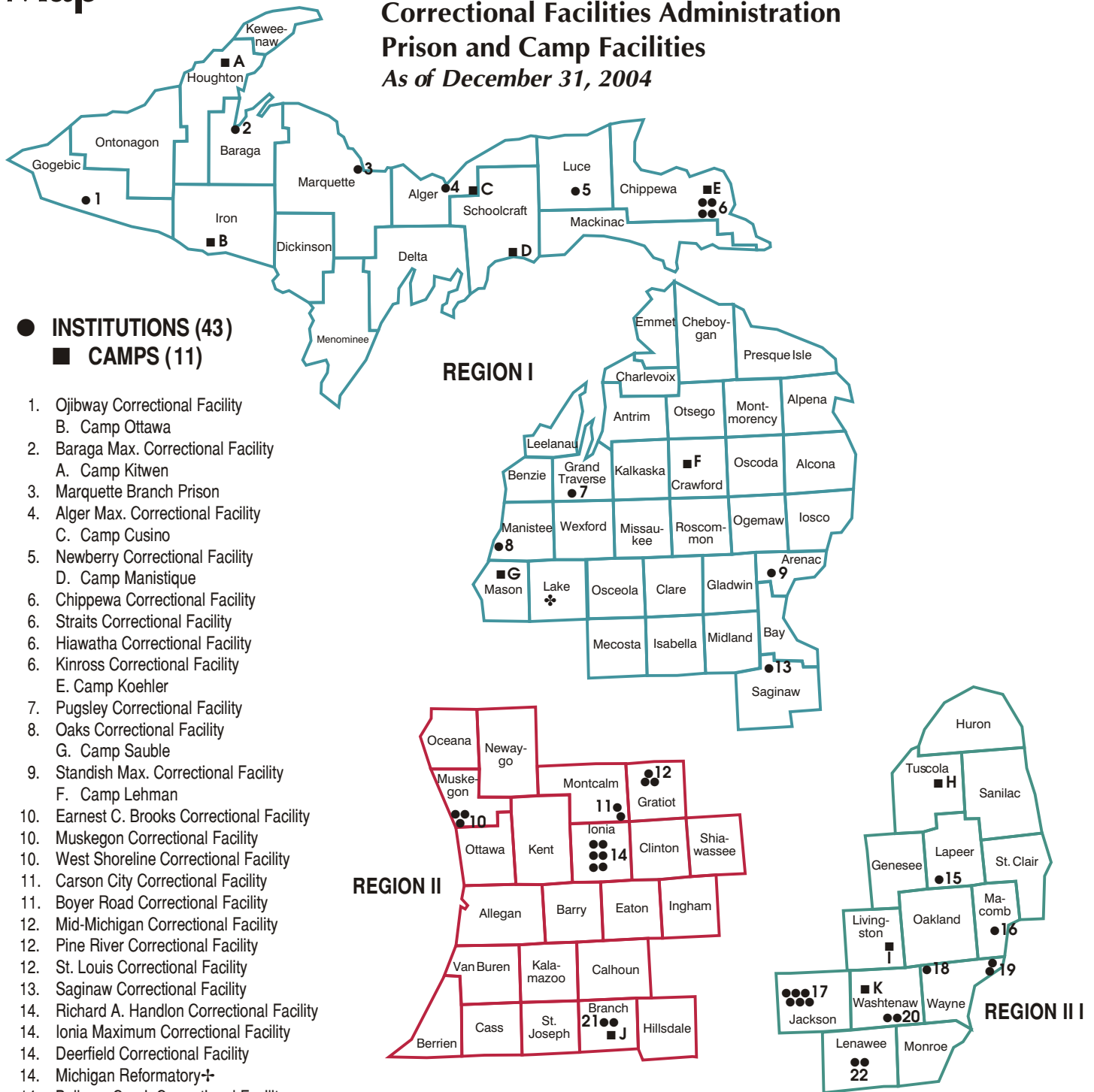
camp population, Table C4 reports only the movements onto and off of the institution/camp count. In other words, the table ignores movement types that do not affect the total count (e.g., movements *between* institutions). It also does not show prisoner movements that do not involve prison/camp locations (e.g., prisoner movements to parole from CRP locations).

Table C5 shows the number of escapes from secure DOC custody from 1999 through 2004. The Department recently modernized its coding and reporting of escapes, as is explained in the narrative of Table C5. The modernization was implemented starting with 1999 data, but escape figures since 1996 were recalculated using the new reporting process to provide a trend line based on consistent methodology.



# Map

## Michigan Department of Corrections Correctional Facilities Administration Prison and Camp Facilities As of December 31, 2004



### ● INSTITUTIONS (43) ■ CAMPS (11)

1. Ojibway Correctional Facility  
B. Camp Ottawa
2. Baraga Max. Correctional Facility  
A. Camp Kitwen
3. Marquette Branch Prison
4. Alger Max. Correctional Facility  
C. Camp Cusino
5. Newberry Correctional Facility  
D. Camp Manistique
6. Chippewa Correctional Facility
6. Straits Correctional Facility
6. Hiawatha Correctional Facility
6. Kinross Correctional Facility  
E. Camp Koehler
7. Pugsley Correctional Facility
8. Oaks Correctional Facility  
G. Camp Sauble
9. Standish Max. Correctional Facility  
F. Camp Lehman
10. Earnest C. Brooks Correctional Facility
10. Muskegon Correctional Facility
10. West Shoreline Correctional Facility
11. Carson City Correctional Facility
11. Boyer Road Correctional Facility
12. Mid-Michigan Correctional Facility
12. Pine River Correctional Facility
12. St. Louis Correctional Facility
13. Saginaw Correctional Facility
14. Richard A. Handlon Correctional Facility
14. Ionia Maximum Correctional Facility
14. Deerfield Correctional Facility
14. Michigan Reformatory†
14. Bellamy Creek Correctional Facility
14. Riverside Correctional Facility
15. Thumb Correctional Facility  
H. Camp Tuscola
16. Macomb Correctional Facility
17. G. Robert Cotton Correctional Facility
17. Cooper Street Correctional Facility  
K. Camp Cassidy Lake (SAI Boot Camp)
17. Charles E. Egeler RGC\*
17. Parnall Correctional Facility
17. Southern Michigan Correctional Facility
17. State Prison of Southern Michigan†
18. Robert Scott Correctional Facility\*  
I. Camp Brighton

19. Mound Correctional Facility
19. Ryan Correctional Facility
20. Huron Valley Complex  
- Men<sup>1</sup>  
- Women<sup>1</sup>

21. Florence Crane Correctional Facility  
J. Camp Branch
21. Lakeland Correctional Facility
22. Parr Highway Correctional Facility
22. Gus Harrison Correctional Facility
- ✱ Michigan Youth Correctional Facility

\* Includes reception centers

✱ Private, leased institution operated by The GEO Group, Inc. (renamed 11-18-03 from the Wackenhut Corrections Corporation) for prisoners under the age of 20.

† Currently not operational

<sup>1</sup> Inpatient psychiatric units operated by the Michigan Department of Community Health.

# Michigan Department of Corrections Facilities

December 31, 2004

## FACILITIES

- Alger Maximum Correctional Facility (LMF)
- Baraga Maximum Correctional Facility (AMF)
- Bellamy Creek Correctional Facility (IBC)
- Boyer Road Correctional Facility (OTF) - *Information regarding this facility under Carson City Correctional Facility (DRF)*
- Carson City Correctional Facility (DRF)
- Charles E. Egeler Reception and Guidance Center (RGC)
- Chippewa Correctional Facility (URF)
- Cooper Street Correctional Facility (JCS)
- Deerfield Correctional Facility (ITF)
- Earnest C. Brooks Correctional Facility (LRF)
- Florence Crane Correctional Facility (ACF)
- G. Robert Cotton Correctional Facility (JCF)
- Gus Harrison Correctional Facility (ARF)
- Hiawatha Correctional Facility (HTF) - *Information regarding this facility under Kinross Correctional Facility (KCF)*
- Huron Valley Complex - *Information regarding this facility under Huron Valley Correctional Facility (HVM)*
- Huron Valley Correctional Facility (HVM)
- Ionia Maximum Correctional Facility (ICF)
- Kinross Correctional Facility (KCF)
- Lakeland Correctional Facility (LCF)
- Macomb Correctional Facility (MRF)
- Marquette Branch Prison (MBP)
- Mid-Michigan Correctional Facility (STF) - *Information regarding this facility under St. Louis Correctional Facility (SLF)*
- Mound Correctional Facility (NRF)
- Muskegon Correctional Facility (MCF)
- Newberry Correctional Facility (NCF)
- Oaks Correctional Facility (ECF)
- Ojibway Correctional Facility (OCF)
- Parnall Correctional Facility (SMT)
- Parr Highway Correctional Facility (ATF) - *Information regarding this facility under Gus Harrison Correctional Facility (ARF)*
- Pine River Correctional Facility (SPR)
- Pugsley Correctional Facility (MPF)
- Richard A. Handlon Correctional Facility (MTU)
- Riverside Correctional Facility (RCF)
- Robert Scott Correctional Facility (SCF)
- Scott Reception Center (SRC) - *Information regarding this center under Robert Scott Correctional Facility (SCF)*
- Ryan Correctional Facility (RRF)
- Saginaw Correctional Facility (SRF)
- St. Louis Correctional Facility (SLF)
- Southern Michigan Correctional Facility (JMF)
- Standish Maximum Correctional Facility (SMF)
- Straits Correctional Facility (KTF) - *Information regarding this facility under Chippewa Correctional Facility (URF)*
- Thumb Correctional Facility (TCF)
- West Shoreline Correctional Facility (MTF) - *Information regarding this facility under Earnest C. Brooks Correctional Facility (LRF)*
- Western Wayne Correctional Facility (WCF)

## CAMPS

- Camp Branch (CDW) - *Information regarding this camp under Florence Crane Correctional Facility (ACF)*
- Camp Brighton (CBI) - *Information regarding this camp under Robert Scott Correctional Facility (SCF)*
- Camp Cassidy Lake (SAI Boot Camp) - *Information regarding this camp under Cooper Street Correctional Facility (JCS)*
- Camp Cusino (CCU) - *Information regarding this camp under Alger Maximum Correctional Facility (LMF)*
- Camp Koehler (CKO) - *Information regarding this camp under Kinross Correctional Facility (KCF)*
- Camp Kitwen (CKT) - *Information regarding this camp under Baraga Maximum Correctional Facility (AMF)*
- Camp Lehman (CLE) - *Information regarding this camp under Standish Maximum Correctional Facility (SMF)*
- Camp Manistique (CMQ) - *Information regarding this camp under Newberry Correctional Facility (NCF)*
- Camp Ottawa (COT) - *Information regarding this camp under Ojibway Correctional Facility (NCF)*
- Camp Sauble (CSA) - *Information regarding this camp under Oaks Correctional Facility (ECF)*
- Camp Tuscola (CTU) - *Information regarding this camp under Thumb Correctional Facility (TCF)*

## NON-MDOC LOCATIONS

- Huron Valley Center (HVC)
- Michigan Youth Correctional Facility (MYC)

---

## *Facility Descriptions*

---

### **Alger Maximum Correctional Facility (LMF)**

Warden Barbara Bouchard  
Industrial Park Drive, P.O. Box 600  
Munising, MI 49862  
(906) 387-5000; FAX (906) 387-5019

Opened: August 1990  
Total Capacity: 536  
Net Operating Capacity: 531  
Age Limits: Men, 17 or older  
Security Level: V (maximum)  
Appropriation for 2004/2005: \$27,917,600  
Appropriated per capita for prisoner care and custody:  
\$89.84

### **Camp Cusino (CCU)**

ADW Shelley Peterson  
N5398 Percy Road  
Shingleton, MI 49884  
(906) 452-6248; FAX (906) 452-6585

Total Capacity: 320  
Net Operating Capacity: 320  
Age Limits: Men, 17 or older  
Security Level: I (minimum)  
Appropriation for 2004/2005: Included in the budget  
of Alger Maximum Correctional Facility (LMF)  
Appropriated per capita for prisoner care and custody:  
Included in the budget of LMF

---

---

### **Baraga Maximum Correctional Facility (AMF)**

Warden Tim Luoma  
301 Wadaga Road  
Baraga, MI 49908  
(906) 353-7070; FAX (906) 353-7957

Opened: June 1993  
Total Capacity: 856  
Net Operating Capacity: 840  
Age Limits: Men, 17 or older  
Security Level: I, V (minimum, maximum)  
Appropriation for 2004/2005: \$31,433,400  
Appropriated per capita for prisoner care and custody:  
\$79.23

### **Camp Kitwen (CKT)**

ADW Evelyn Nicholls  
M-26 South, P.O. Box 7  
Painesdale, MI 49955  
(906) 288-3791; FAX (906) 288-3009

Total Capacity: 240  
Net Operating Capacity: 240  
Age Limits: Men, 17 or older  
Security Level: I (minimum)  
Appropriation for 2004/2005: Included in the budget of  
Baraga Maximum Correctional Facility (AMF)  
Appropriated per capita for prisoner care and custody:  
Included in the budget of AMF

---

---

### **Bellamy Creek Correctional Facility (IBC)**

Warden Ken McKee  
1727 W. Bluewater Hwy.  
Ionia, MI 48846  
(616) 527-2510; FAX (616) 527-7089

Opened: 12/2001  
Total Capacity: 1,880  
Net Operating Capacity: 1,822  
Age Limits: Men, 17 or older  
Security Level: I, III, IV (minimum, medium, close)  
Appropriation for 2004/2005: \$34,085,000  
Appropriated per capita for prisoner care and custody:  
\$50.89

---

### **Carson City Correctional Facility (DRF)**

Warden Kurt Jones  
Deputy Warden Tony Trierweiler  
10522 Boyer Rd.  
Carson City, MI 48811  
(989) 584-3941; FAX (989) 584-6535

Opened: August 1989  
Total Capacity: 1,246  
Net Operating Capacity: 1,235  
Age Limits: Men, 17 or older  
Security Level: I, II, IV (minimum, medium, close)  
Appropriation for 2004/2005: \$41,448,300  
Appropriated per capita for prisoner care and custody:  
\$51.48

### **Boyer Road Correctional Facility (OTF)**

Deputy Warden Lori Gidley  
10274 Boyer Road  
Carson City, MI 48811  
(989) 584-3941; FAX (989) 584-6535

Opened: November 1987  
Total Capacity: 963  
Net Operating Capacity: 960  
Age Limits: Men, 17 or older  
Security Level: II (medium)  
Appropriation for 2004/2005: Included in the budget of  
Carson City Correctional Facility (DRF)  
Appropriated per capita for prisoner care and custody:  
Included in the budget of DRF

---

### **Charles E. Egeler Reception and Guidance Center (RGC)**

Warden Nick Ludwick  
3855 Cooper Street  
Jackson, MI 49201  
(517) 780-5600; FAX (517) 780-5814

Closed as Charles E. Egeler Correctional Facility (SMN)  
and reopened as Charles E. Egeler Reception and  
Guidance Center (RGC) in July 2002  
Total Capacity: 1,656  
Net Operating Capacity: 1,624  
Age Limits: All male commitments 21 years or older are  
processed through this center  
Appropriation for 2004/2005: \$32,508,500  
Appropriated per capita for prisoner care and custody:  
\$80.31

---

### **Chippewa Correctional Facility (URF)**

Warden Jeri-Ann Sherry  
Deputy Warden Greg McQuiggin  
4269 W. M-80  
Kincheloe, MI 49784  
(906) 495-2275; FAX (906) 495-5787

Opened: August 1989  
Total Capacity: 1,150  
Net Operating Capacity: 1,129  
Age Limits: Men, 17 or older  
Security Level: I, III, IV (minimum, medium, close)  
Appropriation for 2004/2005: \$39,017,100  
Appropriated per capita for prisoner care and custody:  
\$50.24

### **Straits Correctional Facility (KTF)**

Acting Deputy Warden John Boynton  
4387 W. M-80  
Kincheloe, MI 49785  
(906) 495-5674; FAX (906) 495-5007

Opened: May 1988  
Total Capacity: 962  
Net Operating Capacity: 961  
Age Limits: Men, 17 or older  
Security Level: I (minimum/secured)  
Appropriation for 2004/2005: Included in the budget of  
Chippewa Correctional Facility (URF)  
Appropriated per capita for prisoner care and custody:  
Included in the budget of URF

---

---

### **Cooper Street Correctional Facility (JCS)**

Warden Bruce Curtis  
3100 Cooper Street  
Jackson, MI 49201  
(517) 780-6175; FAX (517) 780-6811

Opened: 1997  
Total Capacity: 1,354  
Net Operating Capacity: 1,353  
Age Limits: Men, 17 or older  
Security Level: I (minimum/secured)  
Appropriation for 2004/2005: \$22,143,700  
Appropriated per capita for prisoner care and custody:  
\$44.49

### **Camp Cassidy Lake (SAI Boot Camp)**

ADW Jerry Howell  
18901 Waterloo Road  
Chelsea, MI 48118  
(734) 475-1368

Level I facility housing male (ZLI) and female (ZLW) prisoners participating in the Special Alternative Incarceration (SAI) Program.  
Effective June 2004, the responsibility for the SAI Program transferred from the Field Operations Administration to the Correctional Facilities Administration with Cooper Street Correctional Facility providing administrative oversight.

---

### **Deerfield Correctional Facility (ITF)**

Warden Carmen Palmer  
1755 Harwood Road  
Ionia, MI 48846  
(616) 527-6320; FAX (616) 527-6664

Opened: December 1985  
Total Capacity: 960  
Net Operating Capacity: 960  
Age Limits: Men, 17 or older  
Security Level: I (minimum/secured)  
Appropriation for 2004/2005: \$16,285,700  
Appropriated per capita for prisoner care and custody:  
\$46.35

---

### **Earnest C. Brooks Correctional Facility (LRF)**

Warden Mary Berghuis  
Deputy Warden Rick Smith  
2500 S. Sheridan Road  
Muskegon Heights, MI 49444  
(231) 773-9200; FAX (231) 777-2097

Opened: June 1989  
Total Capacity: 1,246  
Net Operating Capacity: 1,226  
Age Limits: Men, 17 or older  
Security Level: I, II, IV (minimum, medium, close)  
Appropriation for 2004/2005: \$38,461,000  
Appropriated per capita for prisoner care and custody:  
\$47.77

### **West Shoreline Correctional Facility (MTF)**

Deputy Warden Michael Singleton  
2500 S. Sheridan Drive  
Muskegon Heights, MI 49444  
(231) 773-1122; FAX (231) 777-2097

Opened: October 1987  
Total Capacity: 962  
Net Operating Capacity: 960  
Age Limits: Men, 17 or older  
Security Level: I (minimum/secured)  
Appropriation for 2004/2005: Included in the budget of Earnest C. Brooks Correctional Facility (LRF)  
Appropriated per capita for prisoner care and custody:  
Included in the budget of LRF

---

---

### **Florence Crane Correctional Facility (ACF)**

Warden Carol Howes  
38 Fourth Street  
Coldwater, MI 49036  
(517) 279-9165; FAX (517) 278-8265

Opened: April 1985/Reopened for men 11/20/00  
Total Capacity: 967  
Net Operating Capacity: 959  
Age Limits: Men, 17 or older  
Security Level: I (secure)  
Appropriation for 2004/2005: \$31,368,100  
Appropriated per capita for prisoner care and custody:  
\$54.94

### **Camp Branch (CDW)**

ADW Charles Paradine  
19 Fourth Street  
Coldwater, MI 49036  
(517) 278-3204 or 278-3476  
FAX (517) 279-2064

Converted to male facility July 2001  
Total Capacity: 480  
Net Operating Capacity: 480  
Age Limits: Men, 17 or older  
Security Level: I (minimum)  
Appropriation for 2004/2005: Included in the budget  
of Florence Crane Correctional Facility (ACF)  
Appropriated per capita for prisoner care and custody:  
Included in the budget of ACF

---

### **G. Robert Cotton Correctional Facility (JCF)**

Warden Doug Vasbinder  
3500 N. Elm Road  
Jackson, MI 49201  
(517) 780-5000; FAX (517) 780-5100

Opened: December 1985  
Total Capacity: 1,734  
Net Operating Capacity: 1,711  
Age Limits: Men, 17 or older  
Security Level: I, II, IV (minimum, medium, close)  
Appropriation for 2004/2005: \$33,393,300  
Appropriated per capita for prisoner care and custody:  
\$52.62

---

### **Gus Harrison Correctional Facility (ARF)**

Acting Warden Thomas Bell  
Deputy Warden Bryan Watson  
2727 E. Beecher Street  
Adrian, MI 49221  
(517) 265-3900; FAX (517) 265-9542

Opened: March 1991  
Total Capacity: 1,140  
Net Operating Capacity: 1,121  
Age Limits: Men, 17 or older  
Security Level: I, II, IV (minimum, medium, close)  
Appropriations for 2004/2005: \$38,768,200  
Appropriated per capita for prisoner care and custody:  
\$50.39

### **Parr Highway Correctional Facility (ATF)**

A/Deputy Warden Paul DeLeeuw  
2727 E. Beecher  
Adrian, MI 49221  
(517) 263-3500; FAX (517) 264-9544

Opened: May 1989  
Total Capacity: 962  
Net Operating Capacity: 960  
Age Limits: Men, 17 or older  
Security Level: I (minimum/secured)  
Appropriation for 2004/2005: Included in the budget of  
Gus Harrison Correctional Facility (ARF)  
Appropriated per capita for prisoner care and custody:  
Included in the budget of ARF

---

### **Huron Valley Complex**

Warden Susan Davis  
3201 Bemis Road  
Ypsilanti, MI 48197  
(734) 572-9900; FAX (734) 572-9499

Effective 2004, the Huron Valley Correctional Facility (HVM) and the Huron Valley Center (HVC) were integrated into the Huron Valley Complex. The Complex, secured and run by the MDOC, consolidates mental health services and staff from both the MDOC and the Department of Community Health - Corrections Mental Health Program (DCH-CMHP) providing services to both male (HVM) and female (HVC) prisoners/patients.

### **Huron Valley Correctional Facility (HVM)**

Warden Susan Davis  
3201 Bemis Road  
Ypsilanti, MI 48197  
(734) 572-9900; FAX (734) 572-9499

Opened: August 1981  
Total Capacity: 530  
Net Operating Capacity: 484  
Age Limits: Men, 17 or older  
Security Level: IV (close)  
Appropriation for 2004/2005: \$21,070,200  
Appropriated per capita for prisoner care and custody: \$112.88  
Effective 2004, this facility was integrated with the Huron Valley Center to form the Huron Valley Complex.

---

### **Ionia Maximum Correctional Facility (ICF)**

Warden Willie Smith  
1576 W. Bluewater Highway  
Ionia, MI 48846  
(616) 527-6331; FAX (616) 527-6863

Opened: May 1987  
Total Capacity: 666  
Net Operating Capacity: 601  
Age Limits: Men, 17 or older  
Security Level: II, V (medium, maximum)  
Appropriation for 2004/2005: \$26,733,700  
Appropriated per capita for prisoner care and custody: \$114.85

---

### **Kinross Correctional Facility (KCF)**

Warden Linda Metrish  
Deputy Warden Fred Hancock  
16770 S. Watertower Drive  
Kincheloe, MI 49788  
(906) 495-2282; FAX (906) 495-5837

Opened: January 1978  
Total Capacity: 1,241  
Net Operating Capacity: 1,223  
Age Limits: Men, 17 or older  
Security Level: II (medium)  
Appropriation for 2004/2005: \$45,167,700  
Appropriated per capita for prisoner care and custody: \$50.93

### **Hiawatha Correctional Facility (HTF)**

Warden Linda Metrish  
Deputy Warden Keith Fecteau  
4533 W. Industrial Park Dr.  
Kincheloe, MI 49786-0001  
(906) 495-5661; FAX (906) 495-5291

Opened: February 1989  
Total Capacity: 962  
Net Operating Capacity: 960  
Age Limits: Men, 17 or older  
Security Level: I (minimum/secured)  
Appropriation for 2004/2005: Included in the budget of Kinross Correctional Facility (KCF)  
Appropriated per capita for prisoner care and custody: Included in the budget of KCF

---

### **Camp Koehler (CKO)**

ADW Randy Haas  
16463 South Hugginin Road  
Kincheloe, MI 49788  
(906) 495-2215 or 495-2209  
FAX (906) 495-5961

Total Capacity: 240  
Net Operating Capacity: 240  
Age Limits: Men, 17 or older  
Security Level: I (minimum)  
Appropriation for 2004/2005: Included in the budget of Kinross Correctional Facility (KCF)  
Appropriated per capita for prisoner care and custody: Included in the budget of KCF

---



---

### **Lakeland Correctional Facility (LCF)**

Warden Carol Howes  
141 First Street  
Coldwater, MI 49036  
(517) 278-6942; FAX (517) 279-0327

Opened: Annex - December 1985;  
Medium Unit - June 1986  
Total Capacity: 1,264  
Net Operating Capacity: 1,262  
Age Limits: Men, 17 or older  
Security Level: II (medium)  
Appropriation for 2004/2005: \$22,965,000  
Appropriated per capita for prisoner care and custody:  
\$49.96

### **Macomb Correctional Facility (MRF)**

Warden Hugh Wolfenbarger  
34625 26 Mile Rd.  
New Haven, MI 48048  
(586) 749-4900; FAX (586) 749-4927

Opened: January 1993  
Total Capacity: 1,246  
Net Operating Capacity: 1,233  
Age Limits: Men, 17 or older  
Security Level: I, II, IV (minimum, medium, close)  
Appropriation for 2004/2005: \$27,585,500  
Appropriated per capita for prisoner care and custody:  
\$56.97

### **Marquette Branch Prison (MBP)**

Warden Gerald Hofbauer  
1960 South U.S. 41  
Marquette, MI 49855  
(906) 226-6531; FAX (906) 226-6556

Opened: 1889  
Total Capacity: 1,089  
Net Operating Capacity: 1,047  
Age Limits: Dorm, 17 or older  
Security Level: I, V (minimum, maximum)  
Appropriation for 2004/2005: \$32,565,800  
Appropriated per capita for prisoner care and custody:  
\$78.81

### **Mound Correctional Facility (NRF)**

Warden Andrew Jackson  
17601 Mound Road  
Detroit, MI 48212  
(313) 368-8300; FAX (313) 368-8972

Opened: July 1994  
Total Capacity: 1,070  
Net Operating Capacity: 1,047  
Age Limits: Men, 17 or older  
Security Level: II, IV (medium, close)  
Appropriation for 2004/2005: \$25,128,300  
Appropriated per capita for prisoner care and custody:  
\$65.32

### **Muskegon Correctional Facility (MCF)**

Warden John Cason  
2400 S. Sheridan Drive  
Muskegon, MI 49442  
(231) 773-3201; FAX (231) 773-3657

Opened: August 1974  
Total Capacity: 1,338  
Net Operating Capacity: 1,330  
Age Limits: Men, 17 or older  
Security Level: II (medium)  
Appropriation for 2004/2005: \$22,442,000  
Appropriated per capita for prisoner care and custody:  
\$46.81



---

### **Newberry Correctional Facility (NCF)**

Warden Barry Davis  
3001 Newberry Avenue  
Newberry, MI 49868  
(906) 293-6200; FAX (906) 293-0011

Opened: January 1996  
Total Capacity: 932  
Net Operating Capacity: 932  
Age Limits: Men, 17 or older  
Security Level: II (medium)  
Appropriation for 2004/2005: \$25,950,500  
Appropriated per capita for prisoner care and custody:  
\$61.98

### **Camp Manistique (CMQ)**

ADW John Norrington  
401 North Maple Street  
Manistique, MI 49854  
(906) 341-8451; FAX (906) 341-8454

Total Capacity: 216  
Net Operating Capacity: 216  
Age Limits: Men, 17 or older  
Security Level: I (minimum)  
Appropriation for 2004/2005: Included in the budget of  
Newberry Correctional Facility (NCF)  
Appropriated per capita for prisoner care and custody:  
Included in the budget of NCF

---

---

### **Oaks Correctional Facility (ECF)**

Warden David Gundy  
1500 Caberfae Highway, P.O. Box 38  
Eastlake, MI 49626-0038  
(231) 723-8272; FAX (231) 723-4278

Opened: March 1992  
Total Capacity: 987  
Net Operating Capacity: 863  
Age Limits: Men, 17 or older  
Security Level: V (maximum)  
Appropriation for 2004/2005: \$29,565,400  
Appropriated per capita for prisoner care and custody:  
\$89.76

### **Camp Sauble (CSA)**

Lt Randy Winn/RUM Robert Sanders  
4058 E. Freesoil Road  
Freesoil, MI 49411  
(231) 464-7104; FAX (231) 464-5310

Total Capacity: 158  
Net Operating Capacity: 156  
Age Limits: Men, 17 or older  
Security Level: I (minimum)  
Appropriation for 2004/2005: Included in the budget  
of Oaks Correctional Facility (ECF)  
Appropriated per capita for prisoner care and custody:  
Included in the budget of ECF

---

---

### **Ojibway Correctional Facility (OCF)**

Warden Terry Sherman  
N. 5705 Ojibway Road, P.O. Box 236  
Marenisco, MI 49947  
(906) 787-2217; FAX (906) 787-2324

Opened: July 2000  
Total Capacity: 962  
Net Operating Capacity: 962  
Age Limits: Men, 17 or older  
Security Level: II (medium)  
Appropriation for 2004/2005: \$21,797,900  
Appropriated per capita for prisoner care and custody:  
\$49.55

### **Camp Ottawa (COT)**

ADW Karl Johnson  
216 Gendron Road  
Iron River, MI 49935  
(906) 265-6431 or 265-6432  
FAX (906) 265-6661

Total Capacity: 240  
Net Operating Capacity: 240  
Age Limits: Men, 17 or older  
Security Level: I (minimum)  
Appropriation for 2004/2005: Included in the budget of  
Ojibway Correctional Facility (OCF)  
Appropriated per capita for prisoner care and custody:  
Included in the budget of OCF

---

### **Parnall Correctional Facility (SMT)**

Warden Harold White  
1780 E. Parnall  
Jackson, MI 49201-7138  
(517) 780-6004; FAX (517) 780-6399

Opened: 1839 (Became separate facility under State  
Prison of Southern Michigan break-up plan,  
October 1994)  
Total Capacity: 1,316  
Net Operating Capacity: 1,312  
Age Limits: Men, 17 or older  
Security Level: I (minimum)  
Appropriation for 2004/2005: \$21,744,600  
Appropriated per capita for prisoner care and custody:  
\$43.11

### **Pine River Correctional Facility (SPR)**

Warden Jan Trombley  
320 N. Hubbard  
St. Louis, MI 48880  
(989) 681-6668; FAX (989) 681-6678

Opened: January 2000  
Total Capacity: 962  
Net Operating Capacity: 960  
Age Limits: Men, 17 or older  
Security Level: I (minimum/secured)  
Appropriation for 2004/2005: \$17,032,100  
Appropriated per capita for prisoner care and custody:  
\$48.47

### **Pugsley Correctional Facility (MPF)**

Warden Tom Phillips  
7401 E. Walton Road  
Kingsley, MI 49649  
(231) 263-5253; FAX (231) 263-7606

Opened: January, 2001  
Total Capacity: 952  
Net Operating Capacity: 950  
Age Limits: Men, 17 or older  
Security Level: I (minimum/secured)  
Appropriation for 2004/2005: \$16,489,700  
Appropriated per capita for prisoner care and custody:  
\$47.23

---

### **Richard A. Handlon Correctional Facility (MTU)**

Warden John Prelesnik  
1728 Bluewater Hwy., P.O. Box 492  
Ionia, MI 48846  
(616) 527-3100; FAX (616) 527-3161

Opened: January 1958  
Total Capacity: 1,331  
Net Operating Capacity: 1,317  
Age Limits: Men under 26  
Security Level: II (medium)  
Appropriation for 2004/2005: \$21,109,900  
Appropriated per capita for prisoner care and custody:  
\$43.69

### **Riverside Correctional Facility (RCF)**

Warden Carmen Palmer  
777 W. Riverside Drive  
Ionia, MI 48846  
(616) 527-0110; FAX (616) 527-2936

Opened: January 1977  
Total Capacity: 1,211  
Net Operating Capacity: 1,177  
Age Limits: Men, 17 or older  
Security Level: II (medium)  
Appropriation for 2004/2005: \$25,975,500  
Appropriated per capita for prisoner care and custody:  
\$58.61

---

### **Robert Scott Correctional Facility (SCF)**

Warden Clarice Stovall  
47500 Five Mile Road  
Plymouth, MI 48170  
(734) 459-7400; FAX (734) 459-6148

Opened: December 1986; opened as female institution  
May 1991  
Total Capacity: 906  
Net Operating Capacity: 880  
Age Limits: Females, all ages  
Security Level: I, II, IV, V (minimum, medium, close,  
maximum)  
Appropriation for 2004/2005: \$32,105,500  
Appropriated per capita for prisoner care and custody:  
\$69.56

### **Scott Reception Center (SRC)**

Warden Clarice Stovall  
47500 Five Mile Road  
Plymouth, MI 48170  
(734) 459-7400

Opened: January 1992  
Age Limits: All female commitments are processed  
through this center  
Appropriation for 2004/2005: Included in the budget of  
Robert Scott Correctional Facility (SCF)  
Appropriated per capita for prisoner care and custody:  
Included in the budget of SCF

### **Camp Brighton (CBI)**

ADW Thomas Desantis  
7200 Chambers Road  
Pinckney, MI 48169  
(734) 878-6623; FAX (734) 878-6590

Total Capacity: 404  
Net Operating Capacity: 404  
Age Limits: Females, all ages  
Security Level: I (minimum)  
Appropriation for 2004/2005: Included in the budget of  
Robert Scott Correctional Facility (SCF)  
Appropriated per capita for prisoner care and custody:  
Included in the budget of SCF

---

---

### **Ryan Correctional Facility (RRF)**

Warden Raymond Booker  
17600 Ryan Road  
Detroit, MI 48212  
(313) 368-3200; FAX (313) 368-3224

Opened: August 1991  
Total Capacity: 1,066  
Net Operating Capacity: 1,051  
Age Limits: Men, 17 or older  
Security Level: II, IV (medium, close)  
Appropriation for 2004/2005: \$25,443,100  
Appropriated per capita for prisoner care and custody:  
\$65.64

### **Saginaw Correctional Facility (SRF)**

Warden Blaine Lafler  
9625 Pierce Road  
Freeland, MI 48623  
(989) 695-9880; FAX (989) 695-6662

Opened: August 1993  
Total Capacity: 1,486  
Net Operating Capacity: 1,476  
Age Limits: Men, 17 or older  
Security Level: I, II, IV (minimum, medium, close)  
Appropriation for 2004/2005: \$28,525,800  
Appropriated per capita for prisoner care and custody:  
\$52.66

---

### **St. Louis Correctional Facility (SLF)**

Warden Paul Renico  
A/Deputy Warden Steven Rivard  
8585 N. Croswell Road  
St. Louis, MI 48880  
(989) 681-6444; FAX (989) 681-2425

Opened: 1999  
Total Capacity: 1,281  
Net Operating Capacity: 1,224  
Age Limits: Men, 17 or older  
Security Level: III, IV (medium, close)  
Appropriation for 2004/2005: \$44,758,000  
Appropriated per capita for prisoner care and custody:  
\$54.99

### **Mid-Michigan Correctional Facility (STF)**

Warden Paul Renico  
Deputy Warden Percy Conerly  
8201 N. Croswell Road  
St. Louis, MI 48880  
(989) 681-4361; FAX (989) 681-2425

Opened: February 1990  
Total Capacity: 962  
Net Operating Capacity: 960  
Age Limits: Men, 17 or older  
Security Level: I (minimum/secured)  
Appropriation for 2004/2005: Included in the budget of  
St. Louis Correctional Facility (SLF)  
Appropriated per capita for prisoner care and custody:  
Included in the budget of SLF

---

### **Southern Michigan Correctional Facility (JMF)**

Warden Sherry Burt  
4002 Cooper Street  
Jackson, MI 49201  
(517) 780-6100; FAX (517) 780-6599

Opened: 1997  
Total Capacity: 1,460  
Net Operating Capacity: 1,422  
Age Limits: Men, 17 or older  
Security Level: II, IV (medium, close)  
Appropriation for 2004/2005: \$29,707,600  
Appropriated per capita for prisoner care and custody:  
\$54.81

---

### **Standish Maximum Correctional Facility (SMF)**

Warden Thomas Birkett  
4713 West M-61  
Standish, MI 48658  
(989) 846-7000; FAX (989) 846-7021

Opened: April 1990  
Total Capacity: 528  
Net Operating Capacity: 498  
Age Limits: Men, 17 or older  
Security Level: V (maximum)  
Appropriation for 2004/2005: \$31,292,400  
Appropriated per capita for prisoner care and custody:  
\$94.37

### **Camp Lehman (CLE)**

ADW Lloyd Rapelje  
5135 Hartwick Pines Road  
Grayling, MI 49738  
(989) 348-8101; FAX (989) 348-4912

Total Capacity: 582  
Net Operating Capacity: 582  
Age Limits: Men, 17 or older  
Security Level: I (minimum)  
Appropriation for 2004/2005: Included in the budget  
of Standish Maximum Correctional Facility (SMF)  
Appropriated per capita for prisoner care and custody:  
Included in the budget of SMF

---

---

### **Thumb Correctional Facility (TCF)**

Warden Millicent Warren  
3225 John Conley Drive  
Lapeer, MI 48446  
(810) 667-2045; FAX (810) 667-2048

Opened: October 1987  
Total Capacity: 1,216  
Net Operating Capacity: 1,206  
Age Limits: Men, 17 or older  
Security Level: II, IV (medium, close)  
Appropriation for 2004/2005: \$28,584,800  
Appropriated per capita for prisoner care and custody:  
\$56.07

### **Camp Tuscola (CTU)**

ADW Mark McCullick  
2420 Chambers Road  
Caro, MI 48723  
(989) 673-6760; Annex (989) 673-7068  
FAX (989) 673-0120

Total Capacity: 172  
Net Operating Capacity: 172  
Age Limits: Men, 17 or older  
Security Level: I (minimum)  
Appropriation for 2004/2005: Included in the budget of  
Thumb Correctional Facility (TCF)  
Appropriated per capita for prisoner care and custody:  
Included in the budget of TCF

---

### **Western Wayne Correctional Facility (WCF)**

Warden Susan Davis  
48401 Five Mile Road  
Plymouth, MI 48170  
(734) 459-2500; FAX (734) 459-5255

Opened: June 1985, Converted to female facility 10/  
2000  
Total Capacity: 937  
Net Operating Capacity: 925  
Age Limits: Females, all ages  
Security Level: I, II (minimum, secure)  
Appropriation for 2004/2005: \$21,772,400  
Appropriated per capita for prisoner care and custody:  
\$76.46  
Closed as of December 20, 2004 and prisoners moved  
into the female side of the Huron Valley Complex

---

---

## Non-MDOC Locations

---

### Huron Valley Center (HVC)

Operated by the Michigan Department of Community Health for psychiatric hospital services.

Director Rosettus Weeks  
3511 Bemis Road  
Ypsilanti, MI 48197  
(734) 434-5888; FAX (734) 434-2881

Opened: September 1994  
Total Capacity: 230  
Net Operating Capacity: 191  
Age Limit: Men and Women, all ages  
Security Level: V (all security levels for evaluation and treatment)  
Effective in 2004, prisoners moved into the new Huron Valley Complex staffed by both the Department of Corrections and the Department of Community Health

### Michigan Youth Correctional Facility (MYC)

Private, leased institution operated by The GEO Group, Inc. for prisoners under the age of 20

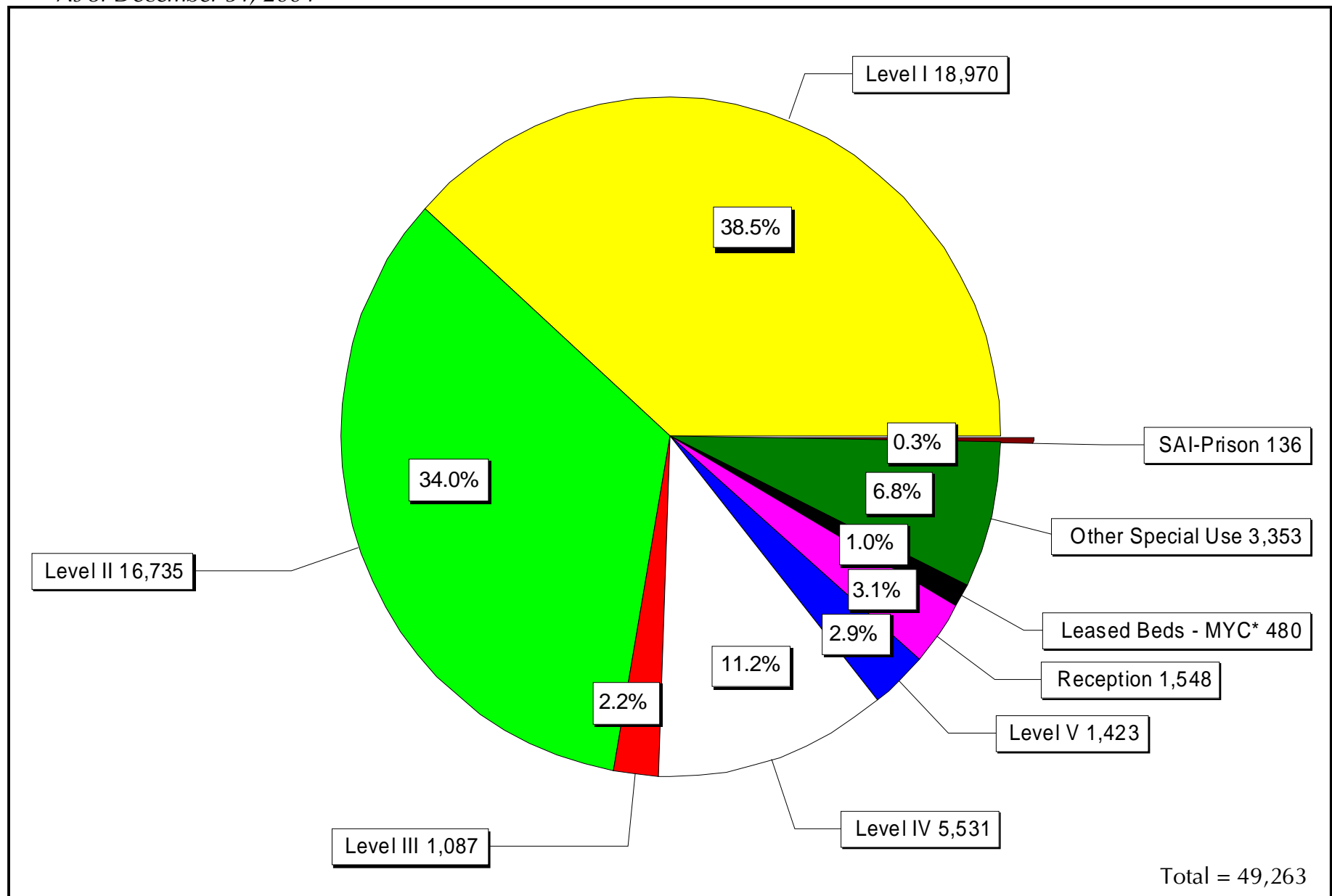
Warden Frank Elo  
1805 W. 32nd Street  
Baldwin, MI 49304  
(231) 745-9711; FAX (231) 745-9707

Opened July 1999  
Total Capacity: 510  
Net Operating Capacity: 480  
Age Limits: Less than 17 years up to 20 years. Prisoners are transferred out prior to 20th birthday  
Security Level: V (maximum)  
Appropriation for 2004/2005: \$18,840,700  
Appropriated per capita for prisoner care and custody: \$107.24

# C Net Operating Capacity by Security Level (Institutions & Camps)

As of December 31, 2004

C - 16



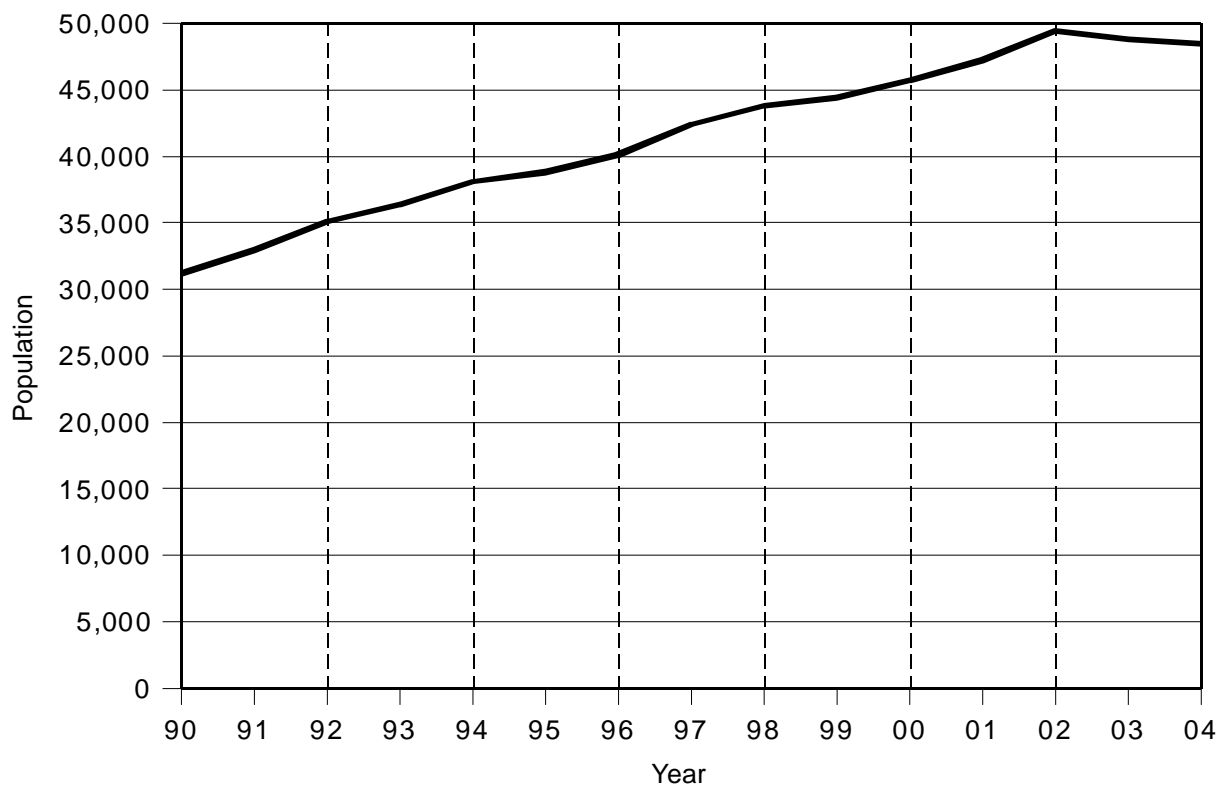
\* "Leased Beds - MYC" refers to prisoners housed at the Michigan Youth Facility under contract with The GEO Group, Inc. (formerly Wackenhut Corrections Corporation)

SOURCE: MDOC Capacity Certification Survey

# Ca Year-End Prison Population (Institutions and Camps)

Calendar Years 1990 - 2004

Year	Year-End Population	Numerical Change	Percent Change
1990	31,240	---	---
1991	33,018	1,778	5.7
1992	35,131	2,113	6.4
1993	36,474	1,343	3.8
1994	38,145	1,671	4.6
1995	38,854	709	1.9
1996	40,182	1,328	3.4
1997	42,426	2,244	5.6
1998	43,821	1,395	3.3
1999	44,500	679	1.5
2000	45,821	1,321	3.0
2001	47,317	1,496	3.3
2002	49,459	2,142	4.5
2003	48,887	(572)	(1.2)
2004	48,557	(330)	(0.7)



SOURCE: Prison Census Reports.



# C1 2004 Total Prisoner Population by Minimum Term Distribution—All Offenses

Page One of Twenty-four

C - 18

GRAND TOTALS*		
VIOLATIONS		
ATTEMPTS		
Max. Penalty		
19.142	State Property Violations	MISD
ATTEMPTS		
28.2931	State ID Card - False Application	5
ATTEMPTS		
28.729	Sex Offender - Fail to Register	4
ATTEMPTS		
28.7291B	Sex Offender - Fail to Register	7
2nd Offense ATTEMPTS		
257.254	MV Code - Intent to Pass False Title	10
ATTEMPTS		
257.2251	MV Code - Operate w/o Valid Plate	MISD
ATTEMPTS		
257.257	License Documents/Plates Forgery	5
ATTEMPTS		
257.301	Operating No License/Multiple Licenses	MISD
ATTEMPTS		
257.324	Operating - License Forged/Altered/ False ID	MISD
ATTEMPTS		
257.602A	Peace Officer - Fleeing Vehicle Code	15
ATTEMPTS		
257.602A2	Peace Officer - Fleeing/Vehicle Code - 4th Degree	2
ATTEMPTS		
257.602A3	Peace Officer - Fleeing/Vehicle Code - 2nd Offense	5
ATTEMPTS		
257.602A3-A	Peace Officer - Fleeing/Vehicle Code - 3rd Degree	5
ATTEMPTS		
257.602A4	Peace Officer - Fleeing/Vehicle Code 2nd Degree	10
ATTEMPTS		
257.602A4-A	Peace Officer - Fleeing/Vehicle Code - Cause Serious Injury	10
ATTEMPTS		
257.617	Fail to Stop at Accident - Serious Impairment/Death Rslt	5
ATTEMPTS		
257.617A	Fail to Stop at Scene of Personal Injury Accident	MISD
ATTEMPTS		
257.6173	Fail to Stop at Accident - At Fault Rslt Death	15
ATTEMPTS		
257.620	Fail to Stop after Accident	MISD
ATTEMPTS		

TOTAL	0.5	1	1.5	2	2.5	3	3.5	4	4.5	5	10	15	20	25	>25	LIFE	AVG
48,831	447	2,802	3,670	7,117	2,187	3,396	1,218	2,035	724	2,968	8,214	3,465	2,519	1,414	1,656	4,762	7.4
47,288	371	2,572	3,396	6,783	2,088	3,315	1,156	2,027	721	2,949	8,175	3,446	2,498	1,405	1,650	4,736	7.6
1,306	76	230	274	334	99	81	62	8	3	19	39	19	21	9	6	26	2.7
1	1																.2
1		1															1.0
72	3	18	21	16	3	7		3			1						1.6
6		2	4														1.1
2		1	1														1.1
12		3	1	3		1	1				1	2					4.4
1		1															1.0
1			1														1.3
1		1															1.0
2				1			1										2.6
1											1						10.0
34		11	16	5	1	1											1.3
1		1															1.0
236	8	62	57	64	17	10	5	7	1	2	3						1.7
2	1					1		1									1.7
2					1		1										2.8
30		1	5	5	3	6	3	1		3	3						3.2
30	1	1	6	9	2	4	2	2			3						2.8
1		1															1.0
5				1		2	2										2.9
1			1														1.5

NOTE: Be sure to check for related offense codes when examining a particular type of crime. They may or may not be in sequential order or even on the same page.

# C1 2004 Total Prisoner Population by Minimum Term Distribution—All Offenses

Page Two of Twenty-four

C - 19

GRAND TOTALS* VIOLATIONS ATTEMPTS Max. Penalty		
257.6251-A	Operating - OUIL/Per Se	MISD ATTEMPTS
257.62510C	Operating - OWI - 3rd Offense	5 ATTEMPTS
257.6253-A	Operating Impaired	MISD ATTEMPTS
257.6254	Operating - Under the Influence Causing Death	15 ATTEMPTS
257.6255-A	Operating - Under the Influence Causing Serious Injury	5 ATTEMPTS
257.6256	Operating - OUIL/Per Se 3rd (Felony)	5 ATTEMPTS
257.6256-A	Operating a Vehicle - Minor	MISD ATTEMPTS
257.6256D	Operating - OUIL/Per Se/OWI - 3rd Offense	5 ATTEMPTS
257.6257A2	Operating OUIL/Occupant <16, 2nd Offense	5 ATTEMPTS
257.903	Motor Vehicle Code, False Certification	5 ATTEMPTS
257.9041B	Operate - Allow Suspend/ Revoked to Operate	MISD ATTEMPTS
257.9041C	Operate - Allow Suspend/Revoked to Operate - 2nd Offense	MISD ATTEMPTS
257.9044	Operate - License Suspend/Revoked Cause Death	15 ATTEMPTS
257.9045	Operate - License Suspend/Revoked Cause Serious Injury	5 ATTEMPTS
324.51510	Fires - Willfully Set Forests	10 ATTEMPTS
324.801764	Boat - Operate OUIL Cause Death	15 ATTEMPTS
324.801765	Boat - Operate OUIL Cause Serious Injury	5 ATTEMPTS
324.811347	ORV - OUIL Causing Death	15 ATTEMPTS
333.17766A3	Controlled Sub - Steroids - Delivery	7 ATTEMPTS

TOTAL	0.5	1	1.5	2	2.5	3	3.5	4	4.5	5	10	15	20	25	>25	LIFE	AVG
48,831	447	2,802	3,670	7,117	2,187	3,396	1,218	2,035	724	2,968	8,214	3,465	2,519	1,414	1,656	4,762	7.4
47,288	371	2,572	3,396	6,783	2,088	3,315	1,156	2,027	721	2,949	8,175	3,446	2,498	1,405	1,650	4,736	7.6
1,306	76	230	274	334	99	81	62	8	3	19	39	19	21	9	6	26	2.7
19		1	7	6	2	1			1				1				2.9
4			2		1		1										2.1
3			1	2													1.7
212	1	1	2	14	17	24	4	21	5	28	86	8	1				5.4
5					1	1	3										3.0
65		2	8	25	7	8	9			3	2	1					2.6
8			2	2	2			2									2.4
3		1		1			1										2.1
1,136	3	111	236	414	139	113	57	32	1	17	12	1					2.1
3			1	2													1.8
18		4	2	7	1	2	1	1									1.9
6	1	1	1	2	1												1.4
1				1													1.7
1				1													2.0
3		1	1	1													1.5
23		1			2	1	1	2	1	4	9	1	1				6.2
11		1	2	4	1	1		2									2.2
1				1													2.0
1					1												2.4
1			1														1.2
1											1						7.2
1								1									4.0

NOTE: Be sure to check for related offense codes when examining a particular type of crime. They may or may not be in sequential order or even on the same page.

# C1 2004 Total Prisoner Population by Minimum Term Distribution—All Offenses

Page Three of Twenty-four

C - 20

GRAND TOTALS* VIOLATIONS ATTEMPTS Max. Penalty		
333.17766C1	Ephedrine/Pseudoephedrine Poss >12g	2 ATTEMPTS
333.5210	AIDS - Sexual Penetration with Uninformed Partner	4 ATTEMPTS
333.73413	Controlled Sub - Imitation Mfg. or Distribution	2 ATTEMPTS
333.7401	Controlled Sub - Mfg, Del, Poss	LIFE ATTEMPTS
333.7401C2A	Controlled Sub - Operate/Maintain A Lab	10 ATTEMPTS
333.7401C2B	Contr. Sub - Operate Lab Near Minor	20 ATTEMPTS
333.7401C2C	Controlled Sub - Op/Maintain Lab Involve Hazardous Waste	20 ATTEMPTS
333.7401C2D	Controlled Sub - Manufac Near Church/School	20 ATTEMPTS
333.7401C2E	Controlled Sub - Op/Maintain Lab Involve Firearm	25 ATTEMPTS
333.7401C2F	Controlled Sub - Manufacture Methamphetamine	20 ATTEMPTS
333.74011	Controlled Sub - Mfg, Del, Poss or Prescribe	LIFE ATTEMPTS
333.74012A	Controlled Sub - Mfg, Del, Poss (Narcotic or Cocaine)	LIFE ATTEMPTS
333.74012A1	Controlled Sub - Mfg, Del, Poss 1,000 or More Grams	LIFE ATTEMPTS
333.74012A2	Controlled Sub - Mfg, Del, Poss 450-999g	30 ATTEMPTS
333.74012A3	Controlled Sub - Mfg, Del, Poss 50-449g	20 ATTEMPTS
333.74012A4	Controlled Sub - Mfg, Del, Poss <50 Grams	20 ATTEMPTS
333.74012B	Contr. Sub - Mfg, Del, Poss, Sch 1-3, Methamphetamine	20 ATTEMPTS
333.74012B-A	Contr. Sub - Mfg, Del, Poss, Sch 1,2,3 ex Marij & Cocaine	7 ATTEMPTS
333.74012B1	Controlled Sub - Mfg, Del, Poss Methamphetamine	20 ATTEMPTS

TOTAL	0.5	1	1.5	2	2.5	3	3.5	4	4.5	5	10	15	20	25	>25	LIFE	AVG
48,831	447	2,802	3,670	7,117	2,187	3,396	1,218	2,035	724	2,968	8,214	3,465	2,519	1,414	1,656	4,762	7.4
47,288	371	2,572	3,396	6,783	2,088	3,315	1,156	2,027	721	2,949	8,175	3,446	2,498	1,405	1,650	4,736	7.6
1,306	76	230	274	334	99	81	62	8	3	19	39	19	21	9	6	26	2.7
1			1														1.2
3					1			1			1						4.6
1		1															1.0
14		4	5	2	1	2											1.5
3									1							2	4.3
44		1	7	17	4	8	2	2		1	1	1					2.6
2			1				1										2.4
7				1	2		1		1		2						4.0
20					2	4	2	1		4	7						4.9
1				1													2.0
35			1	4	4	8	1		3	2	11	1					4.5
1				1													1.9
4					2	1					1						3.9
13				1	3	5		1		2	1						3.5
1													1				20.0
7																7	
200				1		2		1		1	17	15	26	3	10	124	16.6
2													1		1		30.0
213				2	2	8	1	2	6	13	64	39	67	4	4	1	13.0
594		1	2	24	16	42	13	33	24	87	330	17			1	4	6.7
2				1							1						4.5
1,793	13	335	330	435	121	198	38	82	7	96	112	17	4	3		2	2.6
102	13	44	21	14	2	3				2	2	1					1.5
7	1								1	3	1		1				6.6
25		5	3	9	1	1	3				3						2.5
110		2	3	5	6	22	10	9	18	13	20	1	1				4.3
2				1	1												2.2

NOTE: Be sure to check for related offense codes when examining a particular type of crime. They may or may not be in sequential order or even on the same page.

# C1 2004 Total Prisoner Population by Minimum Term Distribution—All Offenses

Page Four of Twenty-four

C-21

GRAND TOTALS* VIOLATIONS ATTEMPTS Max. Penalty		
333.74012C	Controlled Sub - Mfg, Del, Poss, Sch 4	4 ATTEMPTS
333.74012C-A	Controlled Sub - Mfg, Del, Poss, Sch 4	4 ATTEMPTS
333.74012D	Controlled Sub - Mfg, Del, Poss Sch 5	2 ATTEMPTS
333.74012D1	Controlled Sub - Mfg, Del, Poss, 45 Kg+ Marijuana	15 ATTEMPTS
333.74012D2	Controlled Sub - Mfg, Del, Poss Marijuana 5 - <45 Kg	7 ATTEMPTS
333.74012D3	Controlled Sub - Mfg, Del, Poss, Marijuana <5 Kg	4 ATTEMPTS
333.74012F	Prescription Forms Mfg, Del, Poss	7 ATTEMPTS
333.74022A	Contr. Sub - Mfg, Del, Poss Counterfeit (Narc. or Methamphet.)	10 ATTEMPTS
333.74022E	Contr. Sub - Mfg, Del, Poss Analogue	15 ATTEMPTS
333.74032A	Controlled Sub - Possession Narc. or Cocaine	LIFE ATTEMPTS
333.74032A1	Controlled Sub - Poss 1,000g+ Narc. or Cocaine	LIFE ATTEMPTS
333.74032A2	Controlled Sub - Poss 450-999g Narc. or Cocaine	30 ATTEMPTS
333.74032A3	Controlled Sub - Poss 50-449g Narc. or Cocaine	20 ATTEMPTS
333.74032A4	Controlled Sub - Poss 25-49g Narc. or Cocaine	4 ATTEMPTS
333.74032A5	Controlled Sub - Poss Less 25g Narc. or Cocaine	4 ATTEMPTS
333.74032B-A	Controlled Sub - Possession/ Analogues	2 ATTEMPTS
333.74032B-B	Contr. Sub - Poss, Sub Added to Sch 1-4, by Rule	2 ATTEMPTS
333.74032B1	Controlled Sub - Possession Methamphetamine	10 ATTEMPTS
333.74032D	Controlled Sub - Poss Marijuana	MISD ATTEMPTS

TOTAL	0.5	1	1.5	2	2.5	3	3.5	4	4.5	5	10	15	20	25	>25	LIFE	AVG
48,831	447	2,802	3,670	7,117	2,187	3,396	1,218	2,035	724	2,968	8,214	3,465	2,519	1,414	1,656	4,762	7.4
47,288	371	2,572	3,396	6,783	2,088	3,315	1,156	2,027	721	2,949	8,175	3,446	2,498	1,405	1,650	4,736	7.6
1,306	76	230	274	334	99	81	62	8	3	19	39	19	21	9	6	26	2.7
1		1															1.0
2		1				1											2.0
2				2													1.8
16			2	6		1	2	2			3						3.1
5	1		1	1				1		1							2.4
211	7	38	65	61	20	11	1	5		1	2						1.7
4		2	2														1.2
1				1													2.0
1		1															1.0
1										1							5.0
1											1						8.0
39													3			36	20.0
29				1	1	1			2	1	11	3	8		1		12.2
63			1	2	1	2		5	2	9	40					1	7.1
9		2	1	2		2		2									2.3
1				1													2.0
558	25	148	138	134	44	44	2	12	1	6	4						1.7
14	7	4	2			1											.8
9		3	3	2			1										1.5
2		1	1														1.2
60		5	6	23	9	4	2	5		2	4						2.5
4				3	1												2.0
24	3	6	11	2		1					1						1.5

NOTE: Be sure to check for related offense codes when examining a particular type of crime. They may or may not be in sequential order or even on the same page.

# C1 2004 Total Prisoner Population by Minimum Term Distribution—All Offenses

Page Five of Twenty-four

C - 22

GRAND TOTALS*		
VIOLATIONS		
ATTEMPTS		
Max. Penalty		
333.74042A	Contr. Sub Use (Narcotic, Cocaine, MISD Methamphetamine)	ATTEMPTS
333.7405D	Contr. Sub. - Maintain/Keep MISD Drug House	ATTEMPTS
333.7407A-A	Controlled Sub - Induce Person LIFE to Commit Felony	ATTEMPTS
333.7407A1	Controlled Substance - Attempt LIFE Felony	ATTEMPTS
333.7407A1-A	Controlled Sub - Attempted Felony LIFE ATTEMPTS	
333.74071C	Controlled Sub - Obtain by Fraud 4 ATTEMPTS	
333.74071G	Controlled Sub - Counterfeit 4 Prescription Form	ATTEMPTS
333.7410	Contr. Sub - Delivery to Minor/Poss 60 on School Property	ATTEMPTS
333.74101-A	Controlled Sub - Delivery to Minor 40 ATTEMPTS	
333.74101-B	Contr. Sub - Delivery to Minor (Sch 14 1-3 ex Marij/Cocaine)	ATTEMPTS
333.74101-D	Contr. Sub - Delivery to Minor 8 (Sch. 4 & Marijuana)	ATTEMPTS
333.74102-A	Contr. Sub - Del on School Prop 60 (Narc. or Cocaine) <50g	ATTEMPTS
333.74103	Contr. Sub - Poss w/Int on School 40 Prop (Narc./Cocaine) <50g	ATTEMPTS
333.74132	Controlled Sub - Second Offense - LIFE Double Penalty	ATTEMPTS
333.7416	Contr. Sub - Induce Minor LIFE to Commit Felony	ATTEMPTS
335.3411A	Violation Drug Law (obsolete) LIFE ATTEMPTS	
400.601-B	Welfare Fraud - Over \$500 4 ATTEMPTS	
400.602-B	Welfare Fraud - Fail to Inform 4 \$500 or More	ATTEMPTS
432.2182	Gambling Activity - Felony Violations 10 ATTEMPTS	

TOTAL	0.5	1	1.5	2	2.5	3	3.5	4	4.5	5	10	15	20	25	>25	LIFE	AVG
48,831	447	2,802	3,670	7,117	2,187	3,396	1,218	2,035	724	2,968	8,214	3,465	2,519	1,414	1,656	4,762	7.4
47,288	371	2,572	3,396	6,783	2,088	3,315	1,156	2,027	721	2,949	8,175	3,446	2,498	1,405	1,650	4,736	7.6
1,306	76	230	274	334	99	81	62	8	3	19	39	19	21	9	6	26	2.7
1		1															1.0
14	1	3	10														1.1
1				1													2.0
1		1															1.0
1							1										3.3
2			1	1													1.6
2					1		1										2.8
16		3	4	4	2	2		1									1.9
2			1			1											2.0
1				1													1.7
1											1						10.0
4											2	2					11.5
1				1													2.0
3			1	2													1.8
6				6													2.0
1	1																.3
10			1	8							1						2.3
1		1															1.0
8		1	3	3							1						2.6
1											1						10.0
1												1					13.0
1					1												2.5
3				1	1	1											2.3
1		1															1.0
1											1						7.0

NOTE: Be sure to check for related offense codes when examining a particular type of crime. They may or may not be in sequential order or even on the same page.

# C1 2004 Total Prisoner Population by Minimum Term Distribution—All Offenses

Page Six of Twenty-four

C - 23

GRAND TOTALS* VIOLATIONS ATTEMPTS Max. Penalty		
436.17012	Alcohol - Sell/Furnish to Minor, Death Resulting	10 ATTEMPTS
451.501	Blue Sky Laws - Fraudulent Schemes/ Statements	10 ATTEMPTS
500.45111	Insurance - Fraudulent Acts	4 ATTEMPTS
570.152	Contractor - Fraudulent Use of Building Contract Fund	3 ATTEMPTS
722.675	Distributing Obscene Matter to Minor	2 ATTEMPTS
750.10A	Sexually Delinquent	LIFE ATTEMPTS
750.110	Breaking & Entering	10 ATTEMPTS
750.110-A	Break & Enter - Unoccup. Bldg. w/Intent	10 ATTEMPTS
750.110-B	Break & Enter - Occup Bldg. w/Intent	15 ATTEMPTS
750.110A2	Home Invasion - 1st Degree	20 ATTEMPTS
750.110A3	Home Invasion - 2nd Degree	15 ATTEMPTS
750.110A4	Home Invasion - 3rd Degree	5 ATTEMPTS
750.111	Entering w/o Breaking	5 ATTEMPTS
750.115	Illegal Entry (w/o Owners Permission)	MISD ATTEMPTS
750.116	Possession of Burglars Tools	10 ATTEMPTS
750.117	Bribery of Public Officer	4 ATTEMPTS
750.1227A	Witness - Bribe/Intimidate/Interfere	4 ATTEMPTS
750.1227B	Witness - Intimidate, Criminal Case Max >10 years	10 ATTEMPTS
750.1227C	Witness - Intimidate, Threaten Inj/Death	15 ATTEMPTS

TOTAL	0.5	1	1.5	2	2.5	3	3.5	4	4.5	5	10	15	20	25	>25	LIFE	AVG
48,831	447	2,802	3,670	7,117	2,187	3,396	1,218	2,035	724	2,968	8,214	3,465	2,519	1,414	1,656	4,762	7.4
47,288	371	2,572	3,396	6,783	2,088	3,315	1,156	2,027	721	2,949	8,175	3,446	2,498	1,405	1,650	4,736	7.6
1,306	76	230	274	334	99	81	62	8	3	19	39	19	21	9	6	26	2.7
1									1								4.2
2											2						6.3
1			1														1.5
3			1		1						1						3.2
1				1													2.0
3			2							1							2.5
11		2		3		3				1	2						3.1
1					1												2.5
1,313	17	99	152	291	119	181	71	82	9	91	126	32	25	6	7	5	3.8
92	1	15	15	34	13	7	5			1	1						2.0
43		3	4	5	1	14	2	3		3	4	3	1				4.3
4			1	1		1					1						3.0
66	2	3	5	7	5	5		8		5	14	10	1		1		6.2
3						2					1						5.3
1,288	2	13	33	85	59	128	24	82	88	168	478	89	30	7	1	1	6.1
44	2	8	13	14	2	3				2	2						1.9
1,327	3	51	78	231	127	218	74	140	40	127	216	17	3		1	1	3.8
64		10	12	24	7	9				2							1.9
128	1	10	39	55	14	5	2	2									1.8
7	1	1	1	4													1.3
62	2	10	14	14	8	4	1	2		3	4						2.4
1				1													2.0
1										1							5.0
29		1	1	11	2	6				3	1	1	1	1		1	4.4
4			2	1			1										2.0
1		1															1.0
1			1														1.3
4		1	2	1													1.4
1										1							5.0
5					1		1		1	2							4.0

NOTE: Be sure to check for related offense codes when examining a particular type of crime. They may or may not be in sequential order or even on the same page.

# C1 2004 Total Prisoner Population by Minimum Term Distribution—All Offenses

Page Seven of Twenty-four

C - 24

GRAND TOTALS* VIOLATIONS ATTEMPTS Max. Penalty		
750.1228	Witness - Retaliate Against	10 ATTEMPTS
750.131	Check - Non-Sufficient Funds	2 ATTEMPTS
750.131A	Checks w/o Account or w/o Suff Funds	2 ATTEMPTS
750.131A1	Check - No Account	2 ATTEMPTS
750.131A2	Check - 3 Non-Sufficient Funds Within 10 Days	2 ATTEMPTS
750.1313C	Check - Non-Sufficient Funds - \$500 or More	2 ATTEMPTS
750.136A	Child Abuse - Torture	10 ATTEMPTS
750.136B	Child Abuse	15 ATTEMPTS
750.136B2	Child Abuse - 1st Degree	15 ATTEMPTS
750.136B3	Child Abuse - 2nd Degree	4 ATTEMPTS
750.136B4	Child Abuse - 3rd Degree	2 ATTEMPTS
750.145A	Children - Accosting for Immoral Purposes	MISD ATTEMPTS
750.145A-A	Accost - Solic Child-Immoral Purposes	4 ATTEMPTS
750.145B	Accost, Solic Child - Immoral Purposes 2nd Offense	4 ATTEMPTS
750.145C	Child Abusive Commercial Activity	20 ATTEMPTS
750.145C2	Child Sexually Abusive Activity	20 ATTEMPTS
750.145C3	Child Sex Abuse Activity - Distribute or Promote	7 ATTEMPTS
750.145C4A	Child Sex Abusive Materials - Possess	4 ATTEMPTS
750.145D2	Computers - Commit Proscribed Conduct	20 ATTEMPTS

TOTAL	0.5	1	1.5	2	2.5	3	3.5	4	4.5	5	10	15	20	25	>25	LIFE	AVG
48,831	447	2,802	3,670	7,117	2,187	3,396	1,218	2,035	724	2,968	8,214	3,465	2,519	1,414	1,656	4,762	7.4
47,288	371	2,572	3,396	6,783	2,088	3,315	1,156	2,027	721	2,949	8,175	3,446	2,498	1,405	1,650	4,736	7.6
1,306	76	230	274	334	99	81	62	8	3	19	39	19	21	9	6	26	2.7
1				1													1.7
1	1																.5
5	1	1	1			2											1.7
16	1	3	5	5	1			1									1.6
6		1	3	1		1											1.6
4		1	2			1											1.6
1															1		30.0
3										1	1	1					10.0
1						1											3.0
125		2	5	7	4	16	7	7	1	23	45	5	2		1		5.9
5				4			1										2.2
44		7	9	16	5	2		3			2						2.2
12	1	4	6	1													1.1
8		1	2	2		3											2.0
9		3	1	4		1											1.6
2			2														1.2
1								1									4.0
4						1					3						6.7
92		3	8	10	4	5	1	3	3	13	30	11	1				6.0
4		1	1	1			1										1.9
11		1	3	2	1		2			2							2.5
3			2	1													1.5
3				1					1		1						4.1

NOTE: Be sure to check for related offense codes when examining a particular type of crime. They may or may not be in sequential order or even on the same page.

# C1 2004 Total Prisoner Population by Minimum Term Distribution—All Offenses

Page Eight of Twenty-four

C - 25

GRAND TOTALS* VIOLATIONS ATTEMPTS Max. Penalty		
750.145D2B	Computers - Commit Crime w/Max Betw 1 - 2 Yrs.	2 ATTEMPTS
750.145D2D	Computers - Commit Crime w/Max Betw 4 - 10 Yrs.	10 ATTEMPTS
750.145D2E	Computers - Commit Crime w/Max Betw 10 - 15 Yrs.	15 ATTEMPTS
750.145D2F	Computer/Internet - Comm w/Other to Plan Crime 15+ yrs. Max	20 ATTEMPTS
750.145N1	Abuse Vulnerable Adult - 1st Degree	15 ATTEMPTS
750.145N3	Abuse Vulnerable Adult - 3rd Degree	2 ATTEMPTS
750.147B	Ethnic Intimidation	2 ATTEMPTS
750.157A	Conspiracy	5 ATTEMPTS
750.157B	Solicit to Murder, Other Felony	LIFE ATTEMPTS
750.157B2	Solicit to Murder	LIFE ATTEMPTS
750.157C	Solicit, Minor to Commit Felony	LIFE ATTEMPTS
750.157N	Financial Transaction Device, Steal/ Retain/Poss	4 ATTEMPTS
750.157N1	Financial Transaction Device - Steal/ Retain w/o Consent	4 ATTEMPTS
750.157N2	Financial Transaction Device - Poss Fraudulent One	4 ATTEMPTS
750.157P	Financial Transaction Device - Poss w/Intent to Use/Sell	4 ATTEMPTS
750.157Q	Financial Transaction Device - Illegal Sale/Use	4 ATTEMPTS
750.157V	Financial Transaction Device - False ID	4 ATTEMPTS
750.157W1C1	Financial Trans Device - Fraud Betw \$1K & <\$20K	5 ATTEMPTS
750.158	Sodomy	15 ATTEMPTS

TOTAL	0.5	1	1.5	2	2.5	3	3.5	4	4.5	5	10	15	20	25	>25	LIFE	AVG
48,831	447	2,802	3,670	7,117	2,187	3,396	1,218	2,035	724	2,968	8,214	3,465	2,519	1,414	1,656	4,762	7.4
47,288	371	2,572	3,396	6,783	2,088	3,315	1,156	2,027	721	2,949	8,175	3,446	2,498	1,405	1,650	4,736	7.6
1,306	76	230	274	334	99	81	62	8	3	19	39	19	21	9	6	26	2.7
1						1											2.7
1		1															.9
3		1	2														1.2
1				1													2.0
21	1	6	2	4	3	1		1	1	1	1						2.2
1						1											3.0
1		1															1.0
3			3														1.2
5												1			1	3	32.5
9											1	2			4	2	25.2
12				1	1	1	1	1		1	3		2		1		9.3
1																1	
1					1												2.5
2	1				1												1.5
54	2	14	16	13	6	3											1.5
3	1		2														1.0
3	1	1								1							2.1
9		5	1	1		2											1.4
13		3	3	3	1	2		1									1.9
2		1	1														1.2
1		1															1.0
5		1	1	1							2						3.6
1				1													2.0

NOTE: Be sure to check for related offense codes when examining a particular type of crime. They may or may not be in sequential order or even on the same page.



# C1 2004 Total Prisoner Population by Minimum Term Distribution—All Offenses

Page Nine of Twenty-four

C - 26

GRAND TOTALS* VIOLATIONS ATTEMPTS Max. Penalty		
750.159i1	Criminal Enterprise - Conducting	20 ATTEMPTS
750.159i3	Criminal Enterprise - Money Laundering	20 ATTEMPTS
750.160	Dead Bodies - Disinterment & Mutilation	10 ATTEMPTS
750.161	Desertion & Non-Support	3 ATTEMPTS
750.165	Refusing to Support Spouse or Children	4 ATTEMPTS
750.174	Embezzle - Agt, Serv, Emp, Trustee	10 ATTEMPTS
750.174A4A	Embezzlement - Relationship of Trust Betw \$1K & <\$20K	5 ATTEMPTS
750.174A5A	Embezzlement - Vulnerable Adult Over \$20K	10 ATTEMPTS
750.174-B	Embezzlement - Agent or Trustee Over \$100	10 ATTEMPTS
750.1744A	Embezzlement - Agent or Trustee Betw \$1K & <\$20K	5 ATTEMPTS
750.1745A	Embezzlement - Agent or Trustee \$20K or More	10 ATTEMPTS
750.176	Embezzle - Administrator/Executor/Guardian	10 ATTEMPTS
750.1814A	Embezzlement - Jointly Held Property Betw \$1K & <\$20K	5 ATTEMPTS
750.183	Aid Escape of & Rescue Prisoner	7 ATTEMPTS
750.183-A	Escape - Aiding Prisoner - Felony	7 ATTEMPTS
750.186A	Escape from Juvenile Facility	4 ATTEMPTS
750.188	Escape - Allowed by Officer/Guard	LIFE ATTEMPTS
750.193	Break, Escape or Attempt to Break, Escape Prison	5 ATTEMPTS
750.195	Escape - From Jail Sentence	4 ATTEMPTS

TOTAL	0.5	1	1.5	2	2.5	3	3.5	4	4.5	5	10	15	20	25	>25	LIFE	AVG
48,831	447	2,802	3,670	7,117	2,187	3,396	1,218	2,035	724	2,968	8,214	3,465	2,519	1,414	1,656	4,762	7.4
47,288	371	2,572	3,396	6,783	2,088	3,315	1,156	2,027	721	2,949	8,175	3,446	2,498	1,405	1,650	4,736	7.6
1,306	76	230	274	334	99	81	62	8	3	19	39	19	21	9	6	26	2.7
32						1	4	2	2	6	9	7	1				7.5
1				1													2.0
2					1						1						6.2
3											2	1					8.3
9		2	1	6													1.7
3		3															1.0
40	1	6	10	17	1	3		2									1.8
4			4														1.2
5				1			2			2							3.7
2		1	1														1.2
1				1													1.7
20		1	5	3		4	1	1		3	2						3.0
23		2	4	9	3	3		2									2.0
2		1		1													1.3
16		1	6	1	3	1		1		1	2						2.7
2				1							1						4.5
1			1														1.5
1						1											3.0
1	1																.5
1						1											2.6
5			2	2		1											1.8
1											1						6.0
128	11	41	18	33	8	4	2	2		2	4	1	2				2.1
6	2	2	1				1										1.2
1		1															1.0

NOTE: Be sure to check for related offense codes when examining a particular type of crime. They may or may not be in sequential order or even on the same page.

# C1 2004 Total Prisoner Population by Minimum Term Distribution—All Offenses

Page Ten of Twenty-four

C - 27

GRAND TOTALS* VIOLATIONS ATTEMPTS Max. Penalty		
750.1951	Escape from Misdemeanor Jail Sentence	2 ATTEMPTS
750.1952	Escape - From Felony Jail Sentence	4 ATTEMPTS
750.197C	Assault Employee and/or Escape Jail Through Violence	4 ATTEMPTS
750.197CA	Assault Prison Employee	4 ATTEMPTS
750.1971	Escape Awaiting Trial For Misdemeanor	2 ATTEMPTS
750.1972	Escape - Awaiting Trial for Felony	4 ATTEMPTS
750.199A	Absconding or Forfeiting Bond	4 ATTEMPTS
750.206	Explosives - Place w/Int to Damage	25 ATTEMPTS
750.207	Explosives - Placing w/Injury Death Resulting	LIFE ATTEMPTS
750.2072B	Explosives - Place Near Prop, Cause Property Damage	20 ATTEMPTS
750.208	Explosive - Aiding/Abetting Placement	15 ATTEMPTS
750.209	Explosives - Place Offensive Subs w/Int Alarm/Inj/Destroy	LIFE ATTEMPTS
750.209-B	Explosives - Place Offensive Subs w/Int To Alarm	5 ATTEMPTS
750.2102A	Explosives - Poss Bomb w/Unlawful Intent	15 ATTEMPTS
750.211A2A	Explosives - Poss of Molotov Cocktail/Other Expl.	15 ATTEMPTS
750.211A2B	Explosives - Poss Molotov Cocktail Causing Property Damage	20 ATTEMPTS
750.211A2C	Explosives - Poss Molotov Cocktail Cause Injury	25 ATTEMPTS
750.213	Extortion	20 ATTEMPTS
750.2153	Impersonate Peace Officer w/Intent Commit Crime	4 ATTEMPTS

TOTAL	0.5	1	1.5	2	2.5	3	3.5	4	4.5	5	10	15	20	25	>25	LIFE	AVG
48,831	447	2,802	3,670	7,117	2,187	3,396	1,218	2,035	724	2,968	8,214	3,465	2,519	1,414	1,656	4,762	7.4
47,288	371	2,572	3,396	6,783	2,088	3,315	1,156	2,027	721	2,949	8,175	3,446	2,498	1,405	1,650	4,736	7.6
1,306	76	230	274	334	99	81	62	8	3	19	39	19	21	9	6	26	2.7
2				2													1.9
26	2	4	8	11		1											1.5
2		2															.9
101	4	27	6	29	6	13	3	4	2	2	5						2.2
18	2	12	3	1													1.0
63	1	15	16	17	4	5		2	1	1	1						1.8
6		4	2														1.1
1			1														1.3
24	2	5	5	4	1	3	1	1		2							2.0
32		2	9	15	2	1	1			1	1						2.1
4						1				1	1			1			10.1
4												2				2	15.0
3					1			1				1					6.0
4				1							1		1		1		15.7
1											1						7.0
2						1	1										3.2
3				1				1			1						4.2
9			1	2	1	1	1			2	1						3.8
3	1		1							1							2.3
1				1													2.0
2											1	1					11.0
59		1	2	7	2	9		4		7	14	7	4	1	1		7.6
5		1	1	1	1							1					4.0
1				1													2.0

NOTE: Be sure to check for related offense codes when examining a particular type of crime. They may or may not be in sequential order or even on the same page.

# C1 2004 Total Prisoner Population by Minimum Term Distribution—All Offenses

Page Eleven of Twenty-four

C - 28

GRAND TOTALS* VIOLATIONS ATTEMPTS Max. Penalty		
750.218	False Pretenses w/Int to Defraud	10 ATTEMPTS
750.218-A	False Pretenses - \$100 or Less, 4th	1 ATTEMPTS
750.218-B	False Pretenses - Over \$100	10 ATTEMPTS
750.2184A	False Pretenses - Betw \$1K & <\$20K	5 ATTEMPTS
750.2184B	False Pretenses - Between \$200 - \$1K 2nd Offense	5 ATTEMPTS
750.2185A	False Pretenses - \$20K or More	10 ATTEMPTS
750.219E	Financial Institution - Unauthorized Credit Application	4 ATTEMPTS
750.224B	Weapon - Short-Barrel Shotgun/ Rifle	5 ATTEMPTS
750.224F	Weapon - Firearm, Poss by Felon	5 ATTEMPTS
750.2241-A	Weapon - Dangerous Weapon - Misc	5 ATTEMPTS
750.226	Carry Weapon w/Unlawful Intent	5 ATTEMPTS
750.227	Carrying Concealed Weapons	5 ATTEMPTS
750.227B	Felony Firearm	10 ATTEMPTS
750.227B-A	Weapons - Felony Firearm	2 ATTEMPTS
750.227B-B	Weapons - Felony Firearm - 2nd Offense	5 ATTEMPTS
750.227B-C	Weapons - Felony Firearm - 3rd Offense	10 ATTEMPTS
750.227C	Poss of Loaded Firearm in Vehicle	2 ATTEMPTS
750.234A	Firearm - Discharge from a Vehicle	4 ATTEMPTS
750.234B	Firearm - Discharge In/At Dwelling	4 ATTEMPTS

TOTAL	0.5	1	1.5	2	2.5	3	3.5	4	4.5	5	10	15	20	25	>25	LIFE	AVG
48,831	447	2,802	3,670	7,117	2,187	3,396	1,218	2,035	724	2,968	8,214	3,465	2,519	1,414	1,656	4,762	7.4
47,288	371	2,572	3,396	6,783	2,088	3,315	1,156	2,027	721	2,949	8,175	3,446	2,498	1,405	1,650	4,736	7.6
1,306	76	230	274	334	99	81	62	8	3	19	39	19	21	9	6	26	2.7
2								1		1							4.5
1		1															1.0
34	1	1	4	3	3	2	3	4		5	7				1		4.7
4	1		1		1	1											1.8
37	1	2	11	10	5	5	2			1							2.0
1		1															.8
1			1														1.2
12		1	3		3	1	2	1			1						2.9
1							1										3.3
1						1											2.8
21	1	2	1	8	3	2	1	1		1				1			3.3
350	25	38	58	103	36	33	15	7		9	15	6		1	2	2	2.6
5	1	1	2	1													1.1
6			1	2	2	1											2.2
1	1																.2
23		2	2	7	3	1	2	3			2					1	2.6
1				1													2.0
243	12	40	44	73	18	21	17	3	2	3	3	2	2	1		2	2.3
13	2	2	1	7	1												1.4
67				59						8							2.3
1				1													2.0
1,384				1,369						14	1						2.0
11				11													2.0
28										28							5.0
2											2						10.0
5		1	3													1	1.1
4			1		1	1	1										2.4
15	1	1	2	7		4											1.9
1			1														1.3

NOTE: Be sure to check for related offense codes when examining a particular type of crime. They may or may not be in sequential order or even on the same page.

# C1 2004 Total Prisoner Population by Minimum Term Distribution—All Offenses

Page Twelve of Twenty-four

C - 29

GRAND TOTALS*		
VIOLATIONS		
ATTEMPTS		
Max. Penalty		
750.2411	Fireman - Obstructing	4
ATTEMPTS		
750.248	Forgery of Records, Other	14
Instruments		
ATTEMPTS		
750.248A	Financial Transaction Device -	4
Utter & Publish		
ATTEMPTS		
750.249	Uttering & Publishing	14
ATTEMPTS		
750.252	Counterfeit Notes Poss w/Int to	7
Utter & Publish		
ATTEMPTS		
750.253	Uttering & Publishing Counterfeit	5
Bills or Notes		
ATTEMPTS		
750.255	Counterfeiting - Possession of Tools	10
ATTEMPTS		
750.280	Gross Frauds & Cheats at	10
Common Law		
ATTEMPTS		
750.285	Obtain Personal Identity Info	5
w/o Permission		
ATTEMPTS		
750.316	First Degree Murder	LIFE
ATTEMPTS		
750.316-A	Murder - First Degree -	LIFE
Premeditated		
ATTEMPTS		
750.316-B	Murder - Felony	LIFE
ATTEMPTS		
750.316-C	Murder - Open - Statutory	LIFE
Short Form		
ATTEMPTS		
750.317	Second Degree Murder	LIFE
ATTEMPTS		
750.321	Manslaughter	15
ATTEMPTS		
750.321-A	Manslaughter - Statutory Short	15
Form		
ATTEMPTS		
750.321-C	Manslaughter - Involuntary	15
ATTEMPTS		
750.321-E	Manslaughter with Motor Vehicle	15
ATTEMPTS		
750.322	Homicide - Killing of Unborn	15
Child		
ATTEMPTS		

TOTAL	0.5	1	1.5	2	2.5	3	3.5	4	4.5	5	10	15	20	25	>25	LIFE	AVG
48,831	447	2,802	3,670	7,117	2,187	3,396	1,218	2,035	724	2,968	8,214	3,465	2,519	1,414	1,656	4,762	7.4
47,288	371	2,572	3,396	6,783	2,088	3,315	1,156	2,027	721	2,949	8,175	3,446	2,498	1,405	1,650	4,736	7.6
1,306	76	230	274	334	99	81	62	8	3	19	39	19	21	9	6	26	2.7
1					1												2.5
106		7	20	31	11	15	4	5	1	6	5	1					2.6
6			2	1	1		2										2.3
3		1		2													1.5
637	2	71	138	186	66	72	8	32		26	30	5	1				2.5
68	9	12	20	12	10	4		1									1.5
1				1													2.0
1							1										3.3
3				1		2											2.6
1				1													1.9
16	2	4	2	5	1	1	1										1.5
1,863												1		1	4	1,857	39.1
11																11	
640				1		1		1			1	2	1	1	3	629	17.8
3																3	
402													1		1	400	27.5
155											1		3	5	8	138	33.4
1																1	
3,755				2	1	3	3	7		21	308	605	764	638	681	722	22.6
22											2	2	8	2	1	7	20.0
174	1	1		5	1	4	5	15	2	21	92	14	10		3		8.6
237	1	2	1	13	9	16	6	19	2	33	116	10	5		3	1	7.0
2						1					1						6.5
152			2	10	4	14	6	9	4	22	65	13	3				6.7
3				1			1				1						5.1
67			1	1	2	6	2	7	2	6	32	5	3				7.1
4					2		1			1							3.3
1													1				20.0

NOTE: Be sure to check for related offense codes when examining a particular type of crime. They may or may not be in sequential order or even on the same page.

# C1 2004 Total Prisoner Population by Minimum Term Distribution—All Offenses

Page Thirteen of Twenty-four

C - 30

GRAND TOTALS*		
VIOLATIONS		
ATTEMPTS		
Max. Penalty		
750.324	Negligent Homicide	2
ATTEMPTS		
750.329	Death - Firearm without Malice	15
ATTEMPTS		
750.329A	Suicide - Assisting	5
ATTEMPTS		
750.335A	Indecent Exposure (Sexually Delinquent Person)	LIFE
ATTEMPTS		
750.338	Gross Indecency Between Males - Commit/Procure	5
ATTEMPTS		
750.338A	Gross Indecency Between Females - Commit/Procure	5
ATTEMPTS		
750.338B	Gross Indecency Male and Female - Commit/Procure	5
ATTEMPTS		
750.349	Kidnapping	LIFE
ATTEMPTS		
750.349A	Prisoner Taking a Hostage	LIFE
ATTEMPTS		
750.349[S]	Kidnapping - Solicitation	LIFE
ATTEMPTS		
750.350	Kidnapping - Child Enticement	LIFE
ATTEMPTS		
750.356	Larceny	10
ATTEMPTS		
750.356-A	Larceny - Over \$100 (obsolete)	5
ATTEMPTS		
750.356A	Larceny, Motor Vehicle	10
ATTEMPTS		
750.356A-A	Larceny - From a Motor Vehicle	5
ATTEMPTS		
750.356A-B	Breaking and Entering - A Vehicle Steal Prop. Over \$5	5
ATTEMPTS		
750.356A-C	Breaking and Entering - A Vehicle (with Damage)	5
ATTEMPTS		
750.356A1	Larceny - From a Motor Vehicle	5
ATTEMPTS		
750.356A2B1	B&E Vehicle - Steal Betw \$200 - \$1,000	MISD
ATTEMPTS		

TOTAL	0.5	1	1.5	2	2.5	3	3.5	4	4.5	5	10	15	20	25	>25	LIFE	AVG
48,831	447	2,802	3,670	7,117	2,187	3,396	1,218	2,035	724	2,968	8,214	3,465	2,519	1,414	1,656	4,762	7.4
47,288	371	2,572	3,396	6,783	2,088	3,315	1,156	2,027	721	2,949	8,175	3,446	2,498	1,405	1,650	4,736	7.6
1,306	76	230	274	334	99	81	62	8	3	19	39	19	21	9	6	26	2.7
5			1	1				2			1						3.5
11					1			2		2	5	1					6.7
1				1													2.0
16		2		6	1	3		1			3						3.0
1				1													2.0
4	1	1		1							1						2.5
1				1													2.0
10			2	4	4												2.0
332			1	3	2	3		6	3	10	77	57	44	25	40	61	16.9
9		1	1	2	2					1		1			1		6.4
8											2	2	1		1	2	21.0
1										1							5.0
20	1			1			2	1	1	2	5	1	2	1	2	1	12.3
2				2													1.9
13		2		4	1	2				1	1	1		1			5.1
21	1	1	3	6	1	4	2	1		1		1					2.8
11	1	1	1	2	1	2	1				1				1		5.2
2				2													2.0
12		1	3	3	1	1		1		1	1						3.0
1	1																.5
7			5		2												1.8
75	2	17	17	24	7	5	2				1						1.7
6	1	2	3														1.1
1	1																.5

NOTE: Be sure to check for related offense codes when examining a particular type of crime. They may or may not be in sequential order or even on the same page.

# C1 2004 Total Prisoner Population by Minimum Term Distribution—All Offenses

Page Fourteen of Twenty-four

C - 31

GRAND TOTALS* VIOLATIONS ATTEMPTS Max. Penalty		
750.356A2C1	Breaking and Entering - A Vehicle Steal Prop. \$1K - <\$20K	5 ATTEMPTS
750.356A2C2	B&E Vehicle - Steal Betw \$200 - \$1,000 2nd Offense	5 ATTEMPTS
750.356A2D1	Breaking and Entering - A Vehicle Steal Prop. \$20K+	10 ATTEMPTS
750.356A3	Breaking and Entering - A Vehicle (with Damage)	5 ATTEMPTS
750.356B	B & E Coin Operated Telephone	4 ATTEMPTS
750.356C	Retail Fraud - 1st Degree	5 ATTEMPTS
750.356D	Retail Fraud - 2nd Degree	MISD ATTEMPTS
750.3562A	Larceny - \$20,000 or More	10 ATTEMPTS
750.3562B	Larceny - \$1,000 Or More but Less Than \$20,000 - 3rd Offense	10 ATTEMPTS
750.3563A	Larceny - \$1,000 Or More But Less Than \$20,000	5 ATTEMPTS
750.3563B	Larceny - \$200 Or More But Less Than \$1,000 - 2nd Offense	5 ATTEMPTS
750.3564A	Larceny - \$200 Or More But Less Than \$1,000	MISD ATTEMPTS
750.357	Larceny from Person	10 ATTEMPTS
750.357B	Firearms - Stealing of Another	5 ATTEMPTS
750.360	Larceny in Building	4 ATTEMPTS
750.362	Larceny By Conversion	10 ATTEMPTS
750.362-A	Larceny - By Conversion Over \$100 (obsolete)	5 ATTEMPTS
750.362A	Fail to Return Rented Property	10 ATTEMPTS
750.362A3A	Failure to Return Rented Property Betw \$1K & <\$20K	5 ATTEMPTS

TOTAL	0.5	1	1.5	2	2.5	3	3.5	4	4.5	5	10	15	20	25	>25	LIFE	AVG
48,831	447	2,802	3,670	7,117	2,187	3,396	1,218	2,035	724	2,968	8,214	3,465	2,519	1,414	1,656	4,762	7.4
47,288	371	2,572	3,396	6,783	2,088	3,315	1,156	2,027	721	2,949	8,175	3,446	2,498	1,405	1,650	4,736	7.6
1,306	76	230	274	334	99	81	62	8	3	19	39	19	21	9	6	26	2.7
13		1	5	5	2												1.7
2			1	1													1.5
3				1	1					1							3.0
81	8	17	26	17	6	4	2	1									1.5
2	1		1														.9
2		1	1														1.2
394	10	101	105	102	19	38	5	8	1	2	3						1.7
5	2	2		1													.9
1		1															.8
3						1	1			1							3.7
1								1									4.0
43		5	18	10	7	1		2									1.7
2		2															1.0
1					1												2.5
2			1		1												2.0
366	8	32	46	93	30	57	18	29	6	18	25	3	1				2.8
28	2	4	10	5	2	2	2	1									1.7
22		2	4	8	3	2	1			1	1						2.4
244	10	31	77	68	22	24	1	7	1	1	2						1.8
12		6	6														1.1
5		1		1		1	1							1			6.9
14		2	3	5		2	1	1									2.1
2											1	1					12.5
3			1	1		1											2.0

NOTE: Be sure to check for related offense codes when examining a particular type of crime. They may or may not be in sequential order or even on the same page.

# C1 2004 Total Prisoner Population by Minimum Term Distribution—All Offenses

Page Fifteen of Twenty-four

C - 32

GRAND TOTALS* VIOLATIONS ATTEMPTS Max. Penalty		
750.3622A	Larceny by Conversion \$20K+	10 ATTEMPTS
750.3623A	Larceny - By Conversion Betw \$1K and <\$20K	5 ATTEMPTS
750.377A	Malicious Destruction of Personal Property	10 ATTEMPTS
750.377AA	Malicious Destruction of Personal Property Over \$100	4 ATTEMPTS
750.377A1A1	Malicious Destruction of Personal Property \$20K+	10 ATTEMPTS
750.377A1B1	Mal Destr. of Personal Property Betw \$1K & <\$20K	5 ATTEMPTS
750.377A1D	Malicious Destruction Personal Property <\$200	MISD ATTEMPTS
750.377B	Mal Destr. Police or Fire Dept Property	4 ATTEMPTS
750.380	Malicious Destruction of Building	10 ATTEMPTS
750.380A	Malicious Destruction of Building Over \$100 (obsolete)	4 ATTEMPTS
750.3802A	Malicious Destruction of Building Over \$20K	10 ATTEMPTS
750.3803A	Malicious Destruction of Building Betw \$1K & <\$20K	5 ATTEMPTS
750.3821C1	Malicious Destr. - Trees, etc. Betw \$1K & <\$20K	5 ATTEMPTS
750.383A	Malicious Destruction of Utility Property	4 ATTEMPTS
750.3872	Malicious Destr. Tombs/Memorials	5 ATTEMPTS
750.397	Mayhem w/Int Disfigure/Maim	10 ATTEMPTS
750.411A1B	False Report of a Felony	4 ATTEMPTS
750.411A2	False Bomb Threat	10 ATTEMPTS
750.411A3A	False Report/Threat - Bomb, Harmful Materials	4 ATTEMPTS

TOTAL	0.5	1	1.5	2	2.5	3	3.5	4	4.5	5	10	15	20	25	>25	LIFE	AVG
48,831	447	2,802	3,670	7,117	2,187	3,396	1,218	2,035	724	2,968	8,214	3,465	2,519	1,414	1,656	4,762	7.4
47,288	371	2,572	3,396	6,783	2,088	3,315	1,156	2,027	721	2,949	8,175	3,446	2,498	1,405	1,650	4,736	7.6
1,306	76	230	274	334	99	81	62	8	3	19	39	19	21	9	6	26	2.7
7				2	2	1		1			1						3.0
23	1	4	2	10	1	5											1.8
1				1													1.7
10		2	2	3	2		1										1.9
9		2	2	2	1	2											1.8
2			1				1										2.3
33	1	2	9	17		1	2			1							1.8
4		1	1	2													1.4
1								1									3.9
74	1	11	24	28	2	7		1									1.7
3			3														1.2
3		1		1						1							2.6
6	1	1	1	2	1												1.5
2			2														1.3
14		1	5	5	1	2											1.9
2			2														1.2
1				1													1.9
2				2													2.0
1	1																.3
1		1															1.0
1											1						8.0
17	2	3	5	2	1	2	1	1									1.7
3					1	1					1						5.1
6			3	2					1								2.0

NOTE: Be sure to check for related offense codes when examining a particular type of crime. They may or may not be in sequential order or even on the same page.

# C1 2004 Total Prisoner Population by Minimum Term Distribution—All Offenses

Page Sixteen of Twenty-four

C - 33

GRAND TOTALS*		
VIOLATIONS		
ATTEMPTS		
Max. Penalty		
750.411H2B	Stalking a Minor	5
ATTEMPTS		
750.411i	Stalking - Aggravated	5
ATTEMPTS		
750.411i2B	Stalking a Minor - Aggravated	10
ATTEMPTS		
750.411N	Money Laundering - 2nd Degree	10
ATTEMPTS		
750.411O	Money Laundering - 1st Degree	20
ATTEMPTS		
750.413	Unlawfully Driving Away an Automobile	5
ATTEMPTS		
750.414	Unlawful Use Auto w/o Intent to Steal	2
ATTEMPTS		
750.4152	MV Conceal or Misrep ID w/Intent to Mislead (Felony)	4
ATTEMPTS		
750.422	Perjury - Court Proceeding	15
ATTEMPTS		
750.424	Perjury - Subornation	15
ATTEMPTS		
750.424B	Perjury - Subornation	15
ATTEMPTS		
750.425	Incite or Procure to Commit Perjury	5
ATTEMPTS		
750.4362A	Poison, Food/Drink/Medicine/Wells	15
ATTEMPTS		
750.448	Prostitution - Accosting & Soliciting	MISD
ATTEMPTS		
750.451	Prostitution	2
ATTEMPTS		
750.451-B	Prostitution - 3rd Offense	2
ATTEMPTS		
750.451-D	Prostitution - 3rd or Subs Offense	2
ATTEMPTS		
750.455	Prostitution/Pandering	20
ATTEMPTS		
750.459	Prostitution - Transporting Female (perhaps compel)	20
ATTEMPTS		

TOTAL	0.5	1	1.5	2	2.5	3	3.5	4	4.5	5	10	15	20	25	>25	LIFE	AVG
48,831	447	2,802	3,670	7,117	2,187	3,396	1,218	2,035	724	2,968	8,214	3,465	2,519	1,414	1,656	4,762	7.4
47,288	371	2,572	3,396	6,783	2,088	3,315	1,156	2,027	721	2,949	8,175	3,446	2,498	1,405	1,650	4,736	7.6
1,306	76	230	274	334	99	81	62	8	3	19	39	19	21	9	6	26	2.7
1											1						10.0
154	2	26	34	36	9	20	12	4		3	4	3			1		2.5
4	1			2	1												1.5
1						1											3.0
1			1														1.7
1																	1.5
2								1			1						5.7
392	7	51	85	132	42	35	9	13	1	6	9	1				1	2.0
15	2	3	5	3	2												1.3
48	1	13	23	5	3	2				1							1.4
2		1				1											1.7
7			1	1	1					1	2				1		7.8
1						1											3.0
1											1						10.0
1										1							5.0
1											1						10.0
3		1					1				1						3.9
1		1															1.0
1		1															.8
5		2	3														1.2
1			1														1.5
4						2					2						5.8
5								1		1	1	1		1			10.4

NOTE: Be sure to check for related offense codes when examining a particular type of crime. They may or may not be in sequential order or even on the same page.



# C1 2004 Total Prisoner Population by Minimum Term Distribution—All Offenses

Page Seventeen of Twenty-four

C - 34

GRAND TOTALS*		
VIOLATIONS		
ATTEMPTS		
Max. Penalty		
750.479	Obstruct/Resist Public Officer	20
	Serving/Executing Process	ATTEMPTS
750.479-B	Police Officer - Resist & Obstruct	2
	ATTEMPTS	
750.479A-B	Peace Officer - Resist Arrest	2
	Injury Inflicted	ATTEMPTS
750.479A2	Police Officer - Fleeing -	2
	4th Degree	ATTEMPTS
750.479A3	Police Officer - Fleeing -	5
	3rd Degree	ATTEMPTS
750.479A4	Police Officer - Fleeing -	10
	2nd Offense	ATTEMPTS
750.479A4-A	Police Officer - Fleeing (Penal	10
	Code) - 2nd Degree	ATTEMPTS
750.479A5	Police Officer - Fleeing (Penal	15
	Code) - Death Resulting	ATTEMPTS
750.479B	Peace Officer - Disarming	10
	ATTEMPTS	
750.479B2	Peace Officer - Disarming	10
	Firearm	ATTEMPTS
750.4792	Public Officer - Assault or Obstruct	2
	ATTEMPTS	
750.4793	Public Officer - Assault or Obstruct	4
	Cause Injury	ATTEMPTS
750.483A2B	Interfering with Crime Report -	10
	Threat to Kill/Injure	ATTEMPTS
750.483A4B	Interference Police Investigation -	10
	Crime,Threaten Injury/Death	ATTEMPTS
750.483A6A	Tamper with Evidence	4
	ATTEMPTS	
750.483A6B	Tamper w/ Evidence - Criminal	10
	Case >10 Yrs. Max	ATTEMPTS
750.49-A	Animals - Fighting	4
	ATTEMPTS	
750.50B	Animals - Killing/Torturing	4
	ATTEMPTS	
750.505	Common Law Offense, No Express	5
	Penalty	ATTEMPTS

TOTAL	0.5	1	1.5	2	2.5	3	3.5	4	4.5	5	10	15	20	25	>25	LIFE	AVG
48,831	447	2,802	3,670	7,117	2,187	3,396	1,218	2,035	724	2,968	8,214	3,465	2,519	1,414	1,656	4,762	7.4
47,288	371	2,572	3,396	6,783	2,088	3,315	1,156	2,027	721	2,949	8,175	3,446	2,498	1,405	1,650	4,736	7.6
1,306	76	230	274	334	99	81	62	8	3	19	39	19	21	9	6	26	2.7
5		3	1	1													1.2
74	6	22	15	10	5	9		6			1						1.7
3		1		1	1												1.7
28	2	4	8	7	4	2		1									1.7
299	1	30	71	105	31	30	7	11	3	3	7						2.1
3			2							1							2.5
1											1						8.0
28	1	1	3	5	4	1	3	5			4	1					3.6
3				2								1					6.3
1				1													1.7
9			1	3	1		1				1	1				1	4.3
13		5	3	1	3		1										1.6
6	2	2	1	1													1.0
1			1														1.5
4						2	1		1								3.4
1											1						9.0
1					1												2.3
1						1											3.0
1		1															1.0
6		1	2	2	1												1.7
1			1														1.3
4					1								1		2		23.1

NOTE: Be sure to check for related offense codes when examining a particular type of crime. They may or may not be in sequential order or even on the same page.

# C1 2004 Total Prisoner Population by Minimum Term Distribution—All Offenses

Page Eighteen of Twenty-four

C - 35

GRAND TOTALS* VIOLATIONS ATTEMPTS Max. Penalty		
750.505-A	Obstruction of Justice	5
	ATTEMPTS	
750.505-B	Accessory After the Fact to Felony	5
	ATTEMPTS	
750.520	Criminal Sexual Conduct (CSC)	LIFE
	ATTEMPTS	
750.520B	CSC - 1st Degree - Multiple Variables	LIFE
	ATTEMPTS	
750.520B1A	CSC - 1st Degree - Person Under 13	LIFE
	ATTEMPTS	
750.520B1B	CSC - 1st Degree - Relationship	LIFE
	ATTEMPTS	
750.520B1C	CSC - 1st Degree - During Felony	LIFE
	ATTEMPTS	
750.520B1D	CSC - 1st Degree - Accomplices	LIFE
	ATTEMPTS	
750.520B1E	CSC - 1st Degree - Weapon Used	LIFE
	ATTEMPTS	
750.520B1F	CSC - 1st Degree - Personal Injury	LIFE
	ATTEMPTS	
750.520B1G	CSC - 1st Degree - Injury to Incap. Victim	LIFE
	ATTEMPTS	
750.520B1H	CSC - 1st Degree - Mentally Disabled - Relation	LIFE
	ATTEMPTS	
750.520C	CSC - 2nd Degree - Multiple Variables	15
	ATTEMPTS	
750.520C1A	CSC - 2nd Degree - Person Under 13	15
	ATTEMPTS	
750.520C1B	CSC - 2nd Degree - Relationship	15
	ATTEMPTS	
750.520C1C	CSC - 2nd Degree - During Felony	15
	ATTEMPTS	
750.520C1D	CSC - 2nd Degree - Accomplices	15
	ATTEMPTS	
750.520C1E	CSC - 2nd Degree - Weapon Used	15
	ATTEMPTS	
750.520C1F	CSC - 2nd Degree - Personal Injury	15
	ATTEMPTS	

TOTAL	0.5	1	1.5	2	2.5	3	3.5	4	4.5	5	10	15	20	25	>25	LIFE	AVG
48,831	447	2,802	3,670	7,117	2,187	3,396	1,218	2,035	724	2,968	8,214	3,465	2,519	1,414	1,656	4,762	7.4
47,288	371	2,572	3,396	6,783	2,088	3,315	1,156	2,027	721	2,949	8,175	3,446	2,498	1,405	1,650	4,736	7.6
1,306	76	230	274	334	99	81	62	8	3	19	39	19	21	9	6	26	2.7
6		1			1		1	1	1		1						3.6
1			1														1.3
35		4	3	15	4	4	2	1				1	1				2.8
26				1							2		1	3	4	15	33.1
1,617		1		11	4	8	8	21	5	51	364	309	261	150	228	196	18.1
16			1	3	2		1					1	4	3		1	12.0
1,713		5	4	24	28	48	40	41	28	106	550	349	218	107	102	63	12.8
28		2	3	8	1	6	5				1	1	1				3.6
326			2	5	4	6	2	11	4	22	93	77	42	28	21	9	13.2
7				4	1		1						1				4.7
132				1		4		1		3	20	28	17	15	30	13	21.0
2				1								1					8.3
61	1					1	2	1		4	17	14	7	5	7	2	14.9
212					2		1	2	2	2	39	48	39	19	36	22	19.0
1																1	
220		1		1	1	4	1	4	2	4	36	49	43	33	30	11	18.3
5				2	1		1				1						3.9
3												2	1				15.6
10						1	1			1		2	3		2		16.3
562	2	10	16	67	22	85	15	51	10	84	167	27	6				5.4
14		2	4	4	1	1	2										1.9
1,489	1	29	66	177	90	196	49	119	15	240	442	48	16		1		5.1
53		6	7	20	6	8	4			1	1						2.2
192		1	6	31	11	30	12	20	3	28	44	4	1			1	4.6
11			2	5	1	2	1										2.1
13					2	4	1	2			4						4.4
7				1		2				1	3						4.8
2					1		1										2.9
9			1	2			1	1			4						4.5
80		2	5	10	5	13	2	11		10	17	2	2		1		5.2
4						2				1		1					5.7

NOTE: Be sure to check for related offense codes when examining a particular type of crime. They may or may not be in sequential order or even on the same page.

# C1 2004 Total Prisoner Population by Minimum Term Distribution—All Offenses

Page Nineteen of Twenty-four

C - 36

GRAND TOTALS* VIOLATIONS ATTEMPTS Max. Penalty		
750.520C1G	CSC - 2nd Degree - Injury to Incap. Victim	15 ATTEMPTS
750.520C1H	CSC - 2nd Degree - Mentally Disabled - Relation	15 ATTEMPTS
750.520C1i	CSC - 2nd Degree - State Prisoner	15 ATTEMPTS
750.520C1L	CSC - 2nd Degree - State Prisoner (Juvenile)	15 ATTEMPTS
750.520D	CSC - 3rd Degree - Multiple Variables	15 ATTEMPTS
750.520D1A	CSC - 3rd Degree - Person 13 Through 15	15 ATTEMPTS
750.520D1B	CSC - 3rd Degree - Force or Coercion	15 ATTEMPTS
750.520D1C	CSC - 3rd Degree - Incapacitated Victim	15 ATTEMPTS
750.520D1D	CSC - 3rd Degree - Incest	15 ATTEMPTS
750.520E	CSC - 4th Degree - Multiple Variables	2 ATTEMPTS
750.520E1A	CSC - 4th Degree - Force or Coercion	2 ATTEMPTS
750.520E1A-A	CSC - 4th Degree - Person 13 Through 15	2 ATTEMPTS
750.520E1B	CSC - 4th Degree - Incapacitated Victim	2 ATTEMPTS
750.520E1G	CSC - 4th Degree - Incest	2 ATTEMPTS
750.520F	CSC - 2nd Offense	LIFE ATTEMPTS
750.520G	CSC - Assault with Intent to Commit CSC	10 ATTEMPTS
750.520G1	CSC - Assault with Intent to Commit Sexual Penetration	10 ATTEMPTS
750.520G2	CSC - Assault with intent to Commit CSC, 2nd Degree	5 ATTEMPTS
750.529	Robbery Armed	LIFE ATTEMPTS

TOTAL	0.5	1	1.5	2	2.5	3	3.5	4	4.5	5	10	15	20	25	>25	LIFE	AVG
48,831	447	2,802	3,670	7,117	2,187	3,396	1,218	2,035	724	2,968	8,214	3,465	2,519	1,414	1,656	4,762	7.4
47,288	371	2,572	3,396	6,783	2,088	3,315	1,156	2,027	721	2,949	8,175	3,446	2,498	1,405	1,650	4,736	7.6
1,306	76	230	274	334	99	81	62	8	3	19	39	19	21	9	6	26	2.7
10				3	2			2		1	2						3.6
14			1	3	2	1	3			1	2	1					3.8
1								1									4.0
1							1										3.2
620	2	18	15	50	26	60	12	56	15	87	231	32	10	3	2	1	6.1
14			2	6	2		2				1		1				4.0
1,106	3	43	52	107	62	135	41	90	35	151	353	22	11			1	4.9
124	1	13	40	42	12	6	8		1		1						1.9
523		9	17	41	16	47	9	48	11	79	208	31	4	1	2		6.1
22	1	2	1	10	1	4		1		1	1						2.5
58	1	5	5	8	2	4	2	2		8	15	5	1				5.2
3			1	2													1.8
62			1	4	4	5	5	5		8	29	1					5.8
2				2													1.8
18		6	8	1	1	1					1						1.8
70	5	14	28	12	4	1	2	1			3						1.7
1			1														1.2
40		5	29	2	1			1			2						1.6
7		1	3	1	1		1										1.8
3			3														1.3
19		1	2							4	7	2	2		1		10.2
11		1	1			1				2	5	1					5.7
412		11	40	86	21	63	19	43	6	45	72	2		2	2		3.8
2				2													1.9
105	1	11	19	34	11	9	13	3		1	2					1	2.2
3				1			2										2.8
4,341	1	21	27	112	128	199	136	195	187	357	1,316	685	416	169	199	193	10.7
40		1	4	7		3	2	1		3	9	3	1	2	3	1	9.0

NOTE: Be sure to check for related offense codes when examining a particular type of crime. They may or may not be in sequential order or even on the same page.

# C1 2004 Total Prisoner Population by Minimum Term Distribution—All Offenses

Page Twenty of Twenty-four

C - 37

GRAND TOTALS* VIOLATIONS ATTEMPTS Max. Penalty		
750.529A	Car Jacking	LIFE
750.530	Robbery Unarmed	15
750.531	Robbery, Bank/Safe/Vault	LIFE
750.531-A	Bank Robbery	LIFE
750.531-B	Safe Breaking	LIFE
750.532	Seduction	5
750.535	Stolen Property - Receiving and Concealing	10
750.535-A	Stolen Property - Receiving & Conceal Over \$100 (obsolete)	5
750.535A	Motor Vehicles - Operating a Chop Shop	10
750.535A2	Motor Vehicles - Operating a Chop Shop	10
750.535B	Weapons, Firearms - Receiving & Concealing	10
750.5352A	Stolen Property - Rec & Conc \$20K+	10
750.5352B	Rec/Conc Stolen Prop >\$20K 3rd or Subs	10
750.5353A	Stolen Property - Rec & Conc Betw \$1K & <\$20K	5
750.5353B	Stolen Prop - Rec & Conc Betw \$200 & <\$1K, 2nd Offense	5
750.5357	Receiving and Concealing Stolen Automobile	5
750.539D	Eavesdropping - Installing Device	2
750.540	Cut, Break, Tap Wire or Cable	2
750.540C1	Telephone - Counterfeit Device Avoid Payment	4

TOTAL	0.5	1	1.5	2	2.5	3	3.5	4	4.5	5	10	15	20	25	>25	LIFE	AVG
48,831	447	2,802	3,670	7,117	2,187	3,396	1,218	2,035	724	2,968	8,214	3,465	2,519	1,414	1,656	4,762	7.4
47,288	371	2,572	3,396	6,783	2,088	3,315	1,156	2,027	721	2,949	8,175	3,446	2,498	1,405	1,650	4,736	7.6
1,306	76	230	274	334	99	81	62	8	3	19	39	19	21	9	6	26	2.7
435		4	3	31	22	20	22	30	20	50	152	54	15	6	3	3	7.1
13		3	2	3	2				1	1	1						2.7
1,085	5	43	58	152	67	144	48	133	24	116	231	36	18	2	3	5	4.7
22			4	5	4	1	2			1	4	1					3.7
64			1	1	1	2		5		4	6	14	16	6	4	4	15.0
2					1							1					10.4
237	1	7	15	21	15	25	6	19	5	26	53	24	12	4	3	1	6.7
2		1						1									2.5
61	1			4	4	8	1	3		10	16	7	4		2	1	7.5
2	1										1						4.8
4			2	1		1											1.8
28		3	2	3		2	2	3		2	5	4			1	1	6.3
1			1														1.2
76	2	11	5	26	4	15	4	2		2	4	1					2.6
2				2													1.8
9	1			2	1	3				1		1					4.0
5		2	1			2											1.9
27		2	2	9	4	5		3	1	1							2.5
4		1		1		1											3.0
51	2	13	3	14	2	9	2	1		1	3	1					2.5
2			1	1													1.7
3				2			1										2.4
301	16	84	60	76	24	20	10	8	1	1						1	1.6
9		3	4	2													1.3
2			2														1.5
155	19	86	31	11	4	3		1									1.1
4		3		1													.9
1			1														1.3
11		3	3	3	2												1.5
1						1											2.7

NOTE: Be sure to check for related offense codes when examining a particular type of crime. They may or may not be in sequential order or even on the same page.

# C1 2004 Total Prisoner Population by Minimum Term Distribution—All Offenses

Page Twenty-one of Twenty-four

C - 38

GRAND TOTALS*		
VIOLATIONS		
ATTEMPTS		
Max. Penalty		
750.543M	False Report or Threat of Terrorism	20 ATTEMPTS
750.72	Burning Dwelling House	20 ATTEMPTS
750.72-A	Arson - Dwelling House	20 ATTEMPTS
750.72-B	Arson - Dwelling House Curtilage	20 ATTEMPTS
750.73	Arson - Real Property	10 ATTEMPTS
750.74	Arson - Personal Property	10 ATTEMPTS
750.74B	Arson - Personal Property Over \$50	4 ATTEMPTS
750.741B1	Arson - Personal Property Betw \$200 & <\$1K	MISD ATTEMPTS
750.741C1	Arson - Real/Personal Property Betw \$1K & <\$20K	5 ATTEMPTS
750.741D1	Arson - Personal Property \$20K+	10 ATTEMPTS
750.75	Arson - Insured Property	10 ATTEMPTS
750.77	Arson - Preparing to Burn	10 ATTEMPTS
750.77-B	Arson - Prepare to Burn Real or Pers Prop >\$50 (obsolete)	4 ATTEMPTS
750.771C1	Arson - Prepare to Burn Property Betw \$1K & <\$20K	5 ATTEMPTS
750.771D1	Arson - Prepare to Burn Prop \$20K+	10 ATTEMPTS
750.78	Arson - Setting Fire to Woods/Prairies/Grounds	4 ATTEMPTS
750.81	Assault or Assault and Battery	MISD ATTEMPTS
750.81A	Assault - Aggravated	MISD ATTEMPTS
750.81A3	Domestic Violence - Aggravated 2nd Offense	2 ATTEMPTS

TOTAL	0.5	1	1.5	2	2.5	3	3.5	4	4.5	5	10	15	20	25	>25	LIFE	AVG
48,831	447	2,802	3,670	7,117	2,187	3,396	1,218	2,035	724	2,968	8,214	3,465	2,519	1,414	1,656	4,762	7.4
47,288	371	2,572	3,396	6,783	2,088	3,315	1,156	2,027	721	2,949	8,175	3,446	2,498	1,405	1,650	4,736	7.6
1,306	76	230	274	334	99	81	62	8	3	19	39	19	21	9	6	26	2.7
1											1						7.0
1							1										3.2
47	1	3	2	6	1	1		6	1	7	10	6	2		1		6.7
1	1																.5
156		5	8	22	1	19	4	8	7	17	48	13	3		1		5.7
9		1	3	3	1		1										1.8
18		1		1	1	3		2		4	5	1					5.4
71		5	11	15	2	11	4	4		7	8	2	1			1	3.6
8	1	3			2	1	1										1.7
1										1							5.0
1										1							5.0
1				1													2.0
12		2	3	5	2												1.7
1				1													2.0
1				1													2.0
3				1				1		1							3.6
2	1				1												1.5
1			1														1.5
3			1	2													1.8
7			1	3		1		1			1						3.4
1				1													2.0
1			1														1.4
6	5												1				3.5
1		1															1.0
2	1	1															.5
12		3	5	3	1												1.4

NOTE: Be sure to check for related offense codes when examining a particular type of crime. They may or may not be in sequential order or even on the same page.

# C1 2004 Total Prisoner Population by Minimum Term Distribution—All Offenses

Page Twenty-two of Twenty-four

C - 39

GRAND TOTALS*		
VIOLATIONS		
ATTEMPTS		
Max. Penalty		
750.81C2	Assault & Battery - Against FIA Employee	2 ATTEMPTS
750.81D1	Resist/Obstruct/Assault Peace Officer	2 ATTEMPTS
750.81D2	Resist/Obstruct/Assault Peace Officer - Cause Injury	4 ATTEMPTS
750.81D3	Police Officer - Result Serious Injury	15 ATTEMPTS
750.812	Domestic Violence	MISD ATTEMPTS
750.814	Domestic Violence 3rd Offense	2 ATTEMPTS
750.82	Felonious Assault	4 ATTEMPTS
750.822	Asslt w/Dangerous Weapon - Weapon-Free School Zone	4 ATTEMPTS
750.83	Asslt w/Int to Commit Murder	LIFE ATTEMPTS
750.84	Asslt w/Int Gr Bod Hrm Less Murder	10 ATTEMPTS
750.86	Assault w/Intent to Maim	10 ATTEMPTS
750.87	Asslt w/Intent to Commit Felony	10 ATTEMPTS
750.88	Asslt w/Intent to Rob & Steal Unarmed	15 ATTEMPTS
750.89	Asslt w/Intent to Rob & Steal Armed	LIFE ATTEMPTS
750.90A	Pregnant Individual - Assault Causing Miscarriage	LIFE ATTEMPTS
750.90CA	Miscarriage - Gross Negligence Against Preg Individual	15 ATTEMPTS
750.90DA	Miscarriage - OUIL Accident Against Preg Individual	15 ATTEMPTS
750.91	Attempt to Murder	LIFE ATTEMPTS
752.191	Felonious Driving	2 ATTEMPTS

TOTAL	0.5	1	1.5	2	2.5	3	3.5	4	4.5	5	10	15	20	25	>25	LIFE	AVG
48,831	447	2,802	3,670	7,117	2,187	3,396	1,218	2,035	724	2,968	8,214	3,465	2,519	1,414	1,656	4,762	7.4
47,288	371	2,572	3,396	6,783	2,088	3,315	1,156	2,027	721	2,949	8,175	3,446	2,498	1,405	1,650	4,736	7.6
1,306	76	230	274	334	99	81	62	8	3	19	39	19	21	9	6	26	2.7
2		1	1														1.1
174	1	54	77	27	8	5	1	1									1.4
28	1	1	10	10	1	4		1									1.8
1			1														1.3
2								1					1				11.8
6	1	2	3														1.0
99	2	16	44	19	11	1	1	1		1	3						1.8
809	25	140	160	255	70	74	9	33	2	21	15	1	2		1	1	2.1
39	3	12	21	1							2						1.5
1				1													2.0
1,375	1	1	1	9	4	18	11	13	8	30	325	340	216	126	147	125	16.6
10											2	3	3	2			16.3
1,499	10	62	72	205	93	207	90	131	33	200	333	38	7	6		12	4.4
46		1	8	17	4	7	3	3	1	2							2.4
6				1	2					1	2						5.3
19				4	2	1		2		1	7	2					5.7
161		7	10	21	10	30	5	11		23	36	6			2		4.8
3				1			1			1							3.4
751	1	5	4	23	23	39	24	41	38	72	242	108	64	16	23	28	9.3
7		1		3								2				1	6.1
1													1				20.0
1										1							5.0
1											1						7.0
19							1	1			9	1	1	1	1	4	11.6
1												1					10.5
1								1									3.8

NOTE: Be sure to check for related offense codes when examining a particular type of crime. They may or may not be in sequential order or even on the same page.

# C1 2004 Total Prisoner Population by Minimum Term Distribution—All Offenses

Page Twenty-three of Twenty-four

C - 40

GRAND TOTALS*		
VIOLATIONS		
ATTEMPTS		
Max. Penalty		
752.541	Riot	10
ATTEMPTS		
752.542	Incite to Riot	10
ATTEMPTS		
752.542A	Riot - Causing in Prison	10
ATTEMPTS		
752.796	Computers - Use to Violate Theft Statute	10
ATTEMPTS		
752.7973B	Computers - Use to Commit Crime	2
Penalty Betw 1-2 Yrs. ATTEMPTS		
752.7973C	Computers - Use to Commit Crime	4
Penalty Betw 2-4 Yrs. ATTEMPTS		
752.7973D	Computers - Use to Commit Crime	7
Penalty Betw 4-10 Yrs. ATTEMPTS		
752.7973E	Computers - Use to Commit Crime	10
Penalty Betw 10-20 Yrs. ATTEMPTS		
752.811A	Break & Enter - Coin-Operated Device	3
ATTEMPTS		
752.811B	Break & Enter - Poss Tool to Open Coin-Operated Device	3
ATTEMPTS		
752.861	Weapons - Firearms, Careless Use	2
Causing Injury/Death ATTEMPTS		
767A.91B	Prosecutor's Investigative Subpoena - Perjury	LIFE
ATTEMPTS		
767.61A	Sexually Delinquent Person	LIFE
ATTEMPTS		
769.12	Habitual Offender Fourth Felony	LIFE
ATTEMPTS		
800.281	Prisons - Contraband	5
ATTEMPTS		
800.2811	Prisons - Furnish Contraband to Prisoner in Prison	5
ATTEMPTS		
800.2813	Prisons - Bringing Contraband Into	5
ATTEMPTS		
800.2814	Prisons - Prisoner Possessing Contraband	5
ATTEMPTS		
800.283	Prisons - Weapons	5
ATTEMPTS		

TOTAL	0.5	1	1.5	2	2.5	3	3.5	4	4.5	5	10	15	20	25	>25	LIFE	AVG
48,831	447	2,802	3,670	7,117	2,187	3,396	1,218	2,035	724	2,968	8,214	3,465	2,519	1,414	1,656	4,762	7.4
47,288	371	2,572	3,396	6,783	2,088	3,315	1,156	2,027	721	2,949	8,175	3,446	2,498	1,405	1,650	4,736	7.6
1,306	76	230	274	334	99	81	62	8	3	19	39	19	21	9	6	26	2.7
2				2													1.6
1						1											3.0
1			1														1.5
1							1										3.5
1						1											2.7
1		1															1.0
3	1		1	1													1.1
2			1						1								3.0
4		1	2	1													1.4
1				1													2.0
1											1						7.0
1				1													2.0
1						1											3.0
10					1											9	2.5
1				1													1.7
2	1		1														.9
7	1	2	1	1		1		1									1.8
1		1															1.0
56	4	26	14	7	2			1			2						1.4
8	4	3	1														.7
2										1		1					10.0

NOTE: Be sure to check for related offense codes when examining a particular type of crime. They may or may not be in sequential order or even on the same page.

# C1 2004 Total Prisoner Population by Minimum Term Distribution—All Offenses

Page Twenty-four of Twenty-four

GRAND TOTALS*		
VIOLATIONS		
ATTEMPTS		
Max. Penalty		
800.2834	Prisons - Prisoner Possessing Weapon	5 ATTEMPTS
801.2622	Jail - Prisoner Possess Weapon	5 ATTEMPTS
801.2632	Jails - Prisoner Possessing Contraband	5 ATTEMPTS

TOTAL	0.5	1	1.5	2	2.5	3	3.5	4	4.5	5	10	15	20	25	>25	LIFE	AVG
48,831	447	2,802	3,670	7,117	2,187	3,396	1,218	2,035	724	2,968	8,214	3,465	2,519	1,414	1,656	4,762	7.4
47,288	371	2,572	3,396	6,783	2,088	3,315	1,156	2,027	721	2,949	8,175	3,446	2,498	1,405	1,650	4,736	7.6
1,306	76	230	274	334	99	81	62	8	3	19	39	19	21	9	6	26	2.7
93	6	37	14	15	4	8	2	1		2	1	2	1				2.1
17	6	10	1														.7
4		1	1	1							1						2.7
1		1															.8
5		2	1		2												1.5

**NOTES:** Be sure to check for related offense codes when examining a particular type of crime. They may or may not be in sequential order or even on the same page.

\*Sentences with Insufficient Information = 237.

Largest minimum term is reported.

Total Prisoner Population includes prisoners in institutions, camps, the SAI - Prison program, and Community Residential Programs.

When minimum terms exceed maximum penalties that may be due to anomalies in criminal justice practices, habitualized offenses, database errors, etc.

Each minimum term category is rounded up from the preceding category (for example the ten-year category includes all minimums longer than five years up to exactly ten years).

Minimum term averages are based on raw data (with life sentences excluded from the calculations).

Source: Corrections Management Information System (CMIS).



# C1a 2004 Total Prisoner Population by Minimum Term Distribution — Non-Assaultive Offenses

Page One of Eleven

C - 42

GRAND TOTALS		
VIOLATIONS		
ATTEMPTS		
Max. Penalty		
19.142	State Property Violations	MISD
ATTEMPTS		
28.2931	State ID Card - False Application	5
ATTEMPTS		
28.729	Sex Offender - Fail to Register	4
ATTEMPTS		
28.7291B	Sex Offender - Fail to Register	7
2nd Offense ATTEMPTS		
257.254	MV Code - Intent to Pass False Title	10
ATTEMPTS		
257.2251	MV Code - Operate w/o Valid Plate	MISD
ATTEMPTS		
257.257	License Documents/Plates Forgery	5
ATTEMPTS		
257.301	Operating No License/Multiple Licenses	MISD
ATTEMPTS		
257.324	Operating: License Forged/Altered/ False ID	MISD
ATTEMPTS		
257.617A	Fail to Stop at Scene of Personal Injury Accident	MISD
ATTEMPTS		
257.620	Fail to Stop after Accident	MISD
ATTEMPTS		
257.6251-A	Operating - OUIL/Per Se	MISD
ATTEMPTS		
257.62510C	Operating - OWI - 3rd Offense	5
ATTEMPTS		
257.6253-A	Operating Impaired	MISD
ATTEMPTS		
257.6256	Operating - OUIL/Per Se 3rd (Felony)	5
ATTEMPTS		
257.6256-A	Operating a Vehicle - Minor	MISD
ATTEMPTS		
257.6256D	Operating - OUIL/Per Se/OWI - 3rd Offense	5
ATTEMPTS		
257.6257A2	Operating OUIL/Occupant <16, 2nd Offense	5
ATTEMPTS		
257.903	Motor Vehicle Code, False Certification	5
ATTEMPTS		

TOTAL	0.5	1	1.5	2	2.5	3	3.5	4	4.5	5	10	15	20	25	>25	LIFE	AVG
11,089	247	1,270	1,690	3,919	863	1,050	366	438	70	422	546	108	42	12	18	28	2.6
10,634	207	1,175	1,581	3,795	826	1,022	353	436	70	419	542	108	42	12	18	28	2.6
455	40	95	109	124	37	28	13	2		3	4						1.6
1	1																.2
1		1															1.0
72	3	18	21	16	3	7		3			1						1.6
6		2	4														1.1
2		1	1														1.1
12		3	1	3		1	1				1	2					4.4
1		1															1.0
1			1														1.3
1		1															1.0
2				1			1										2.6
1		1															1.0
1			1														1.5
19		1	7	6	2	1			1				1				2.9
4			2		1		1										2.1
3			1	2													1.7
8			2	2	2			2									2.4
3		1		1			1										2.1
1,136	3	111	236	414	139	113	57	32	1	17	12	1					2.1
3			1	2													1.8
18		4	2	7	1	2	1	1									1.9
6	1	1	1	2	1												1.4
1				1													1.7

NOTE: Be sure to check for related offense codes when examining a particular type of crime. They may or may not be in sequential order or even on the same page.

# C1a 2004 Total Prisoner Population by Minimum Term Distribution — Non-Assaultive Offenses

Page Two of Eleven

C - 43

GRAND TOTALS		
VIOLATIONS		
ATTEMPTS		
Max. Penalty		
257.9041B	Operate - Allow Suspend/ Revoked to Operate	MISD ATTEMPTS
257.9041C	Operate - Allow Suspend/Revoked to Operate - 2nd Offense	MISD ATTEMPTS
400.601-B	Welfare Fraud - Over \$500	4 ATTEMPTS
400.602-B	Welfare Fraud - Fail to Inform \$500 or More	4 ATTEMPTS
432.2182	Gambling Activity - Felony Violations	10 ATTEMPTS
451.501	Blue Sky Laws - Fraudulent Schemes/ Statements	10 ATTEMPTS
500.45111	Insurance - Fraudulent Acts	4 ATTEMPTS
570.152	Contractor - Fraudulent Use of Building Contract Fund	3 ATTEMPTS
750.110	Breaking & Entering	10 ATTEMPTS
750.110-A	Break & Enter - Unoccup. Bldg. w/Intent	10 ATTEMPTS
750.110-B	Break & Enter - Occup Bldg. w/Intent	15 ATTEMPTS
750.110A3	Home Invasion - 2nd Degree	15 ATTEMPTS
750.110A4	Home Invasion - 3rd Degree	5 ATTEMPTS
750.111	Entering w/o Breaking	5 ATTEMPTS
750.115	Illegal Entry (w/o Owners Permission)	MISD ATTEMPTS
750.116	Possession of Burglars Tools	10 ATTEMPTS
750.117	Bribery of Public Officer	4 ATTEMPTS
750.1227A	Witness - Bribe/Intimidate/Interfere	4 ATTEMPTS
750.131	Check - Non-Sufficient Funds	2 ATTEMPTS

TOTAL	0.5	1	1.5	2	2.5	3	3.5	4	4.5	5	10	15	20	25	>25	LIFE	AVG
11,089	247	1,270	1,690	3,919	863	1,050	366	438	70	422	546	108	42	12	18	28	2.6
10,634	207	1,175	1,581	3,795	826	1,022	353	436	70	419	542	108	42	12	18	28	2.6
455	40	95	109	124	37	28	13	2		3	4						1.6
1				1													2.0
3		1	1	1													1.5
1					1												2.5
3				1	1	1											2.3
1		1															1.0
1											1						7.0
2											2						6.3
1			1														1.5
3			1		1						1						3.2
1				1													2.0
1,313	17	99	152	291	119	181	71	82	9	91	126	32	25	6	7	5	3.8
92	1	15	15	34	13	7	5			1	1						2.0
43		3	4	5	1	14	2	3		3	4	3	1				4.3
4			1	1		1					1						3.0
66	2	3	5	7	5	5		8		5	14	10	1		1		6.2
3					2						1						5.3
1,327	3	51	78	231	127	218	74	140	40	127	216	17	3		1	1	3.8
64		10	12	24	7	9				2							1.9
128	1	10	39	55	14	5	2	2									1.8
7	1	1	1	4													1.3
62	2	10	14	14	8	4	1	2		3	4						2.4
1				1													2.0
1										1							5.0
29		1	1	11	2	6				3	1	1	1	1		1	4.4
4			2	1			1										2.0
1		1															1.0
1			1														1.3
4		1	2	1													1.4
1	1																.5

NOTE: Be sure to check for related offense codes when examining a particular type of crime. They may or may not be in sequential order or even on the same page.

# C1a 2004 Total Prisoner Population by Minimum Term Distribution — Non-Assaultive Offenses

Page Three of Eleven

C - 44

GRAND TOTALS		
VIOLATIONS		
ATTEMPTS		
Max. Penalty		
750.131A	Checks w/o Account or w/o Suff Funds	2
750.131A1	Check - No Account	2
ATTEMPTS		
750.131A2	Check - 3 Non-Sufficient Funds Within 10 Days	2
750.131C	Check - Non-Sufficient Funds - \$500 or More	2
ATTEMPTS		
750.147B	Ethnic Intimidation	2
ATTEMPTS		
750.157A	Conspiracy	5
ATTEMPTS		
750.157N	Financial Transaction Device, Steal/ Retain/Poss	4
ATTEMPTS		
750.157N1	Financial Transaction Device - Steal/ Retain w/o Consent	4
ATTEMPTS		
750.157N2	Financial Transaction Device - Poss Fraudulent One	4
ATTEMPTS		
750.157P	Financial Transaction Device - Poss w/Intent to Use/Sell	4
ATTEMPTS		
750.157Q	Financial Transaction Device - Illegal Sale/Use	4
ATTEMPTS		
750.157V	Financial Transaction Device - False ID	4
ATTEMPTS		
750.157W1C1	Financial Trans Device - Fraud Betw \$1K & <\$20K	5
ATTEMPTS		
750.159i1	Criminal Enterprise - Conducting	20
ATTEMPTS		
750.159i3	Criminal Enterprise - Money Laundering	20
ATTEMPTS		
750.160	Dead Bodies - Disinterment & Mutilation	10
ATTEMPTS		
750.161	Desertion & Non-Support	3
ATTEMPTS		
750.165	Refusing to Support Spouse or Children	4
ATTEMPTS		
750.174	Embezzle - Agt, Serv, Emp, Trustee	10
ATTEMPTS		

TOTAL	0.5	1	1.5	2	2.5	3	3.5	4	4.5	5	10	15	20	25	>25	LIFE	AVG
11,089	247	1,270	1,690	3,919	863	1,050	366	438	70	422	546	108	42	12	18	28	2.6
10,634	207	1,175	1,581	3,795	826	1,022	353	436	70	419	542	108	42	12	18	28	2.6
455	40	95	109	124	37	28	13	2		3	4						1.6
5	1	1	1			2											1.7
16	1	3	5	5	1			1									1.6
6		1	3	1		1											1.6
4		1	2			1											1.6
3			3														1.2
5												1			1	3	32.5
2	1				1												1.5
54	2	14	16	13	6	3											1.5
3	1	1															1.0
3	1	1								1							2.1
9		5	1	1		2											1.4
13		3	3	3	1	2		1									1.9
2		1	1														1.2
1		1															1.0
32						1	4	2	2	6	9	7	1				7.5
1				1													2.0
2					1						1						6.2
3											2	1					8.3
9		2	1	6													1.7
3		3															1.0
40	1	6	10	17	1	3		2									1.8
4			4														1.2
5				1			2			2							3.7

NOTE: Be sure to check for related offense codes when examining a particular type of crime. They may or may not be in sequential order or even on the same page.

# C1a 2004 Total Prisoner Population by Minimum Term Distribution — Non-Assaultive Offenses

Page Four of Eleven

C - 45

GRAND TOTALS VIOLATIONS ATTEMPTS		
Max. Penalty		
750.174A4A	Embezzlement - Relationship of Trust Betw \$1K & <\$20K	5 ATTEMPTS
750.174A5A	Embezzlement - Vulnerable Adult Over \$20K	10 ATTEMPTS
750.174-B	Embezzlement - Agent or Trustee Over \$100	10 ATTEMPTS
750.1744A	Embezzlement - Agent or Trustee Betw \$1K & <\$20K	5 ATTEMPTS
750.1745A	Embezzlement - Agent or Trustee \$20K or More	10 ATTEMPTS
750.176	Embezzle - Administrator/Executor/ Guardian	10 ATTEMPTS
750.1814A	Embezzlement - Jointly Held Property Betw \$1K & <\$20K	5 ATTEMPTS
750.183	Aid Escape of & Rescue Prisoner	7 ATTEMPTS
750.183-A	Escape - Aiding Prisoner - Felony	7 ATTEMPTS
750.186A	Escape from Juvenile Facility	4 ATTEMPTS
750.188	Escape - Allowed by Officer/ Guard	LIFE ATTEMPTS
750.193	Break, Escape or Attempt to Break, Escape Prison	5 ATTEMPTS
750.195	Escape - From Jail Sentence	4 ATTEMPTS
750.1951	Escape from Misdemeanor Jail Sentence	2 ATTEMPTS
750.1952	Escape - From Felony Jail Sentence	4 ATTEMPTS
750.1971	Escape Awaiting Trial For Misdemeanor	2 ATTEMPTS
750.1972	Escape - Awaiting Trial for Felony	4 ATTEMPTS
750.199A	Absconding or Forfeiting Bond	4 ATTEMPTS
750.2153	Impersonate Peace Officer w/Intent Commit Crime	4 ATTEMPTS

TOTAL	0.5	1	1.5	2	2.5	3	3.5	4	4.5	5	10	15	20	25	>25	LIFE	AVG
11,089	247	1,270	1,690	3,919	863	1,050	366	438	70	422	546	108	42	12	18	28	2.6
10,634	207	1,175	1,581	3,795	826	1,022	353	436	70	419	542	108	42	12	18	28	2.6
455	40	95	109	124	37	28	13	2		3	4						1.6
2		1	1														1.2
1				1													1.7
20		1	5	3		4	1	1		3	2						3.0
23		2	4	9	3	3		2									2.0
2		1		1													1.3
16		1	6	1	3	1		1		1	2						2.7
2				1							1						4.5
1			1														1.5
1						1											3.0
1	1																.5
1						1											2.6
5			2	2		1											1.8
1											1						6.0
128	11	41	18	33	8	4	2	2		2	4	1	2				2.1
6	2	2	1				1										1.2
1		1															1.0
2				2													1.9
26	2	4	8	11		1											1.5
2		2															.9
1			1														1.3
24	2	5	5	4	1	3	1	1		2							2.0
32		2	9	15	2	1	1			1	1						2.1
1				1													2.0

NOTE: Be sure to check for related offense codes when examining a particular type of crime. They may or may not be in sequential order or even on the same page.

# C1a 2004 Total Prisoner Population by Minimum Term Distribution — Non-Assaultive Offenses

Page Five of Eleven

C - 46

GRAND TOTALS VIOLATIONS ATTEMPTS		
Max. Penalty		
750.218	False Pretenses w/Int to Defraud	10
	ATTEMPTS	
750.218-A	False Pretenses - \$100 or Less, 4th	1
	ATTEMPTS	
750.218-B	False Pretenses - Over \$100	10
	ATTEMPTS	
750.2184A	False Pretenses - Betw \$1K & <\$20K	5
	ATTEMPTS	
750.2184B	False Pretenses - Between \$200 - \$1K	5
	2nd Offense	ATTEMPTS
750.2185A	False Pretenses - \$20K or More	10
	ATTEMPTS	
750.219E	Financial Institution - Unauthorized	4
	Credit Application	ATTEMPTS
750.224B	Weapon - Short-Barrel Shotgun/ Rifle	5
	ATTEMPTS	
750.224F	Weapon - Firearm, Poss by Felon	5
	ATTEMPTS	
750.2241-A	Weapon - Dangerous Weapon - Misc	5
	ATTEMPTS	
750.226	Carry Weapon w/Unlawful Intent	5
	ATTEMPTS	
750.227	Carrying Concealed Weapons	5
	ATTEMPTS	
750.227B	Felony Firearm	10
	ATTEMPTS	
750.227B-A	Weapons - Felony Firearm	2
	ATTEMPTS	
750.227B-B	Weapons - Felony Firearm - 2nd Offense	5
	ATTEMPTS	
750.227B-C	Weapons - Felony Firearm - 3rd Offense	10
	ATTEMPTS	
750.227C	Poss of Loaded Firearm in Vehicle	2
	ATTEMPTS	
750.248	Forgery of Records, Other Instruments	14
	ATTEMPTS	
750.248A	Financial Transaction Device - Utter & Publish	4
	ATTEMPTS	

TOTAL	0.5	1	1.5	2	2.5	3	3.5	4	4.5	5	10	15	20	25	>25	LIFE	AVG
11,089	247	1,270	1,690	3,919	863	1,050	366	438	70	422	546	108	42	12	18	28	2.6
10,634	207	1,175	1,581	3,795	826	1,022	353	436	70	419	542	108	42	12	18	28	2.6
455	40	95	109	124	37	28	13	2		3	4						1.6
2								1		1							4.5
1		1															1.0
34	1	1	4	3	3	2	3	4		5	7				1		4.7
4	1		1		1	1											1.8
37	1	2	11	10	5	5	2			1							2.0
1		1															.8
1			1														1.2
12		1	3		3	1	2	1			1						2.9
1							1										3.3
1						1											2.8
21	1	2	1	8	3	2	1	1		1				1			3.3
350	25	38	58	103	36	33	15	7		9	15	6		1	2	2	2.6
5	1	1	2	1													1.1
6			1	2	2	1											2.2
1	1																.2
23		2	2	7	3	1	2	3			2					1	2.6
1				1													2.0
243	12	40	44	73	18	21	17	3	2	3	3	2	2	1		2	2.3
13	2	2	1	7	1												1.4
67				59						8							2.3
1				1													2.0
1,384				1,369						14	1						2.0
11				11													2.0
28										28							5.0
2											2						10.0
5		1	3													1	1.1
106		7	20	31	11	15	4	5	1	6	5	1					2.6
6			2	1	1		2										2.3
3		1		2													1.5

NOTE: Be sure to check for related offense codes when examining a particular type of crime. They may or may not be in sequential order or even on the same page.

# C1a 2004 Total Prisoner Population by Minimum Term Distribution — Non-Assaultive Offenses

Page Six of Eleven

C - 47

GRAND TOTALS		
VIOLATIONS		
ATTEMPTS		
Max. Penalty		
750.249	Uttering & Publishing	14
ATTEMPTS		
750.252	Counterfeit Notes Poss w/Int to	7
Utter & Publish		
ATTEMPTS		
750.253	Uttering & Publishing Counterfeit	5
Bills or Notes		
ATTEMPTS		
750.255	Counterfeiting - Possession of Tools	10
ATTEMPTS		
750.280	Gross Frauds & Cheats at	10
Common Law		
ATTEMPTS		
750.285	Obtain Personal Identity Info	5
w/o Permission		
ATTEMPTS		
750.356	Larceny	10
ATTEMPTS		
750.356-A	Larceny - Over \$100	5
(obsolete)		
ATTEMPTS		
750.356A	Larceny, Motor Vehicle	10
ATTEMPTS		
750.356A-A	Larceny - From a Motor Vehicle	5
ATTEMPTS		
750.356A-B	Breaking and Entering - A Vehicle	5
Steal Prop. Over \$5		
ATTEMPTS		
750.356A-C	Breaking and Entering - A Vehicle	5
(with Damage)		
ATTEMPTS		
750.356A1	Larceny - From a Motor Vehicle	5
ATTEMPTS		
750.356A2B1	B&E Vehicle - Steal Betw \$200 -	MISD
\$1,000		
ATTEMPTS		
750.356A2C1	Breaking and Entering - A Vehicle	5
Steal Prop. \$1K - <\$20K		
ATTEMPTS		
750.356A2C2	B&E Vehicle - Steal Betw \$200-\$1,000	5
2nd Offense		
ATTEMPTS		
750.356A2D1	Breaking and Entering - A Vehicle	10
Steal Prop. \$20K+		
ATTEMPTS		
750.356A3	Breaking and Entering - A Vehicle	5
(with Damage)		
ATTEMPTS		
750.356B	B & E Coin Operated Telephone	4
ATTEMPTS		

TOTAL	0.5	1	1.5	2	2.5	3	3.5	4	4.5	5	10	15	20	25	>25	LIFE	AVG
11,089	247	1,270	1,690	3,919	863	1,050	366	438	70	422	546	108	42	12	18	28	2.6
10,634	207	1,175	1,581	3,795	826	1,022	353	436	70	419	542	108	42	12	18	28	2.6
455	40	95	109	124	37	28	13	2		3	4						1.6
637	2	71	138	186	66	72	8	32		26	30	5	1				2.5
68	9	12	20	12	10	4		1									1.5
1				1													2.0
1							1										3.3
3				1		2											2.6
1				1													1.9
16	2	4	2	5	1	1	1										1.5
13		2		4	1	2				1	1	1		1			5.1
21	1	1	3	6	1	4	2	1		1		1					2.8
11	1	1	1	2	1	2	1				1				1		5.2
2				2													2.0
12		1	3	3	1	1		1		1	1						3.0
1	1																.5
7			5		2												1.8
75	2	17	17	24	7	5	2				1						1.7
6	1	2	3														1.1
1	1																.5
13		1	5	5	2												1.7
2			1	1													1.5
3				1	1					1							3.0
81	8	17	26	17	6	4	2	1									1.5
2	1		1														.9
2		1	1														1.2

NOTE: Be sure to check for related offense codes when examining a particular type of crime. They may or may not be in sequential order or even on the same page.

# C1a 2004 Total Prisoner Population by Minimum Term Distribution — Non-Assaultive Offenses

Page Seven of Eleven

C - 48

GRAND TOTALS		
VIOLATIONS		
ATTEMPTS		
Max. Penalty		
750.356C	Retail Fraud - 1st Degree	5
ATTEMPTS		
750.356D	Retail Fraud - 2nd Degree	MISD
ATTEMPTS		
750.3562A	Larceny - \$20,000 or More	10
ATTEMPTS		
750.3562B	Larceny - \$1,000 Or More but Less Than \$20,000 - 3rd Offense	10
ATTEMPTS		
750.3563A	Larceny - \$1,000 Or More But Less Than \$20,000	5
ATTEMPTS		
750.3563B	Larceny - \$200 Or More But Less Than \$1,000 - 2nd Offense	5
ATTEMPTS		
750.3564A	Larceny - \$200 Or More But Less Than \$1,000	MISD
ATTEMPTS		
750.357	Larceny from Person	10
ATTEMPTS		
750.357B	Firearms - Stealing of Another	5
ATTEMPTS		
750.360	Larceny in Building	4
ATTEMPTS		
750.362	Larceny By Conversion	10
ATTEMPTS		
750.362-A	Larceny - By Conversion Over \$100 (obsolete)	5
ATTEMPTS		
750.362A	Fail to Return Rented Property	10
ATTEMPTS		
750.362A3A	Failure to Return Rented Property Betw \$1K & <\$20K	5
ATTEMPTS		
750.3622A	Larceny by Conversion \$20K+	10
ATTEMPTS		
750.3623A	Larceny - By Conversion Betw \$1K and <\$20K	5
ATTEMPTS		
750.377A	Malicious Destruction of Personal Property	10
ATTEMPTS		
750.377AA	Malicious Destruction of Personal Property Over \$100	4
ATTEMPTS		
750.377A1A1	Malicious Destruction of Personal Property \$20K+	10
ATTEMPTS		

TOTAL	0.5	1	1.5	2	2.5	3	3.5	4	4.5	5	10	15	20	25	>25	LIFE	AVG
11,089	247	1,270	1,690	3,919	863	1,050	366	438	70	422	546	108	42	12	18	28	2.6
10,634	207	1,175	1,581	3,795	826	1,022	353	436	70	419	542	108	42	12	18	28	2.6
455	40	95	109	124	37	28	13	2		3	4						1.6
394	10	101	105	102	19	38	5	8	1	2	3						1.7
5	2	2		1													.9
1		1															.8
3						1	1			1							3.7
1								1									4.0
43		5	18	10	7	1		2									1.7
2		2															1.0
1					1												2.5
2			1		1												2.0
366	8	32	46	93	30	57	18	29	6	18	25	3	1				2.8
28	2	4	10	5	2	2	2	1									1.7
22		2	4	8	3	2	1			1	1						2.4
244	10	31	77	68	22	24	1	7	1	1	2						1.8
12		6	6														1.1
5		1		1		1	1							1			6.9
14		2	3	5		2	1	1									2.1
2											1	1					12.5
3			1	1		1											2.0
7				2	2	1		1			1						3.0
23	1	4	2	10	1	5											1.8
1				1													1.7
10		2	2	3	2		1										1.9
9		2	2	2	1	2											1.8
2			1				1										2.3

NOTE: Be sure to check for related offense codes when examining a particular type of crime. They may or may not be in sequential order or even on the same page.

# C1a 2004 Total Prisoner Population by Minimum Term Distribution — Non-Assaultive Offenses

Page Eight of Eleven

C - 49

GRAND TOTALS		
VIOLATIONS		
ATTEMPTS		
Max. Penalty		
750.377A1B1	Mal Destr. of Personal Property	5
	Betw \$1K & <\$20K	ATTEMPTS
750.377A1D	Malicious Destruction Personal	MISD
	Property <\$200	ATTEMPTS
750.380	Malicious Destruction of Building	10
	ATTEMPTS	
750.380A	Malicious Destruction of Building	4
	Over \$100 (obsolete)	ATTEMPTS
750.3802A	Malicious Destruction of Building	10
	Over \$20K	ATTEMPTS
750.3803A	Malicious Destruction of Building	5
	Betw \$1K & <\$20K	ATTEMPTS
750.3821C1	Malicious Destr. - Trees, etc.	5
	Betw \$1K & <\$20K	ATTEMPTS
750.383A	Malicious Destruction of Utility	4
	Property	ATTEMPTS
750.3872	Malicious Destr. Tombs/Memorials	5
	ATTEMPTS	
750.411A1B	False Report of a Felony	4
	ATTEMPTS	
750.411A2	False Bomb Threat	10
	ATTEMPTS	
750.411A3A	False Report/Threat - Bomb, Harmful	4
	Materials	ATTEMPTS
750.411N	Money Laundering - 2nd Degree	10
	ATTEMPTS	
750.411O	Money Laundering - 1st Degree	20
	ATTEMPTS	
750.413	Unlawfully Driving Away an	5
	Automobile	ATTEMPTS
750.414	Unlawful Use Auto w/o Intent	2
	to Steal	ATTEMPTS
750.4152	MV Conceal or Misrep ID w/Intent	4
	to Mislead (Felony)	ATTEMPTS
750.422	Perjury - Court Proceeding	15
	ATTEMPTS	
750.424	Perjury - Subornation	15
	ATTEMPTS	

TOTAL	0.5	1	1.5	2	2.5	3	3.5	4	4.5	5	10	15	20	25	>25	LIFE	AVG
11,089	247	1,270	1,690	3,919	863	1,050	366	438	70	422	546	108	42	12	18	28	2.6
10,634	207	1,175	1,581	3,795	826	1,022	353	436	70	419	542	108	42	12	18	28	2.6
455	40	95	109	124	37	28	13	2		3	4						1.6
33	1	2	9	17		1	2			1							1.8
4		1	1	2													1.4
1								1									3.9
3		1		1						1							2.6
6	1	1	1	2	1												1.5
2			2														1.3
14		1	5	5	1	2											1.9
2			2														1.2
1				1													1.9
2				2													2.0
1	1																.3
1		1															1.0
17	2	3	5	2	1	2	1	1									1.7
3					1	1					1						5.1
6			3	2					1								2.0
1			1														1.5
2								1			1						5.7
392	7	51	85	132	42	35	9	13	1	6	9	1				1	2.0
15	2	3	5	3	2												1.3
48	1	13	23	5	3	2				1							1.4
2		1				1											1.7
7			1	1	1					1	2				1		7.8
1						1											3.0
1											1						10.0

NOTE: Be sure to check for related offense codes when examining a particular type of crime. They may or may not be in sequential order or even on the same page.



# C1a 2004 Total Prisoner Population by Minimum Term Distribution — Non-Assaultive Offenses

Page Nine of Eleven

C - 50

GRAND TOTALS		
VIOLATIONS		
ATTEMPTS		
Max. Penalty		
750.424B	Perjury - Subornation	15
ATTEMPTS		
750.425	Incite or Procure to Commit	5
Perjury		
ATTEMPTS		
750.448	Prostitution - Accosting &	MISD
Soliciting		
ATTEMPTS		
750.451	Prostitution	2
ATTEMPTS		
750.451-B	Prostitution - 3rd Offense	2
ATTEMPTS		
750.451-D	Prostitution - 3rd or Subs Offense	2
ATTEMPTS		
750.483A6A	Tamper with Evidence	4
ATTEMPTS		
750.483A6B	Tamper w/ Evidence - Criminal	10
Case >10 Yrs. Max		
ATTEMPTS		
750.49-A	Animals - Fighting	4
ATTEMPTS		
750.50B	Animals - Killing/Torturing	4
ATTEMPTS		
750.505	Common Law Offense, No Express	5
Penalty		
ATTEMPTS		
750.505-A	Obstruction of Justice	5
ATTEMPTS		
750.505-B	Accessory After the Fact to Felony	5
ATTEMPTS		
750.535	Stolen Property - Receiving and	10
Concealing		
ATTEMPTS		
750.535-A	Stolen Property - Receiving & Conceal	5
Over \$100 (obsolete)		
ATTEMPTS		
750.535A	Motor Vehicles - Operating a	10
Chop Shop		
ATTEMPTS		
750.535A2	Motor Vehicles - Operating a	10
Chop Shop		
ATTEMPTS		
750.535B	Weapons, Firearms - Receiving &	10
Concealing		
ATTEMPTS		
750.5352A	Stolen Property - Rec & Conc	10
\$20K+		
ATTEMPTS		

TOTAL	0.5	1	1.5	2	2.5	3	3.5	4	4.5	5	10	15	20	25	>25	LIFE	AVG
11,089	247	1,270	1,690	3,919	863	1,050	366	438	70	422	546	108	42	12	18	28	2.6
10,634	207	1,175	1,581	3,795	826	1,022	353	436	70	419	542	108	42	12	18	28	2.6
455	40	95	109	124	37	28	13	2		3	4						1.6
1										1							5.0
1											1						10.0
1		1															1.0
1		1															.8
5		2	3														1.2
1			1														1.5
1					1												2.3
1						1											3.0
1		1															1.0
6		1	2	2	1												1.7
1			1														1.3
4					1								1		2		23.1
6		1			1		1	1	1		1						3.6
1			1														1.3
35		4	3	15	4	4	2	1				1	1				2.8
28		3	2	3		2	2	3		2	5	4			1	1	6.3
1			1														1.2
76	2	11	5	26	4	15	4	2		2	4	1					2.6
2				2													1.8
9	1			2	1	3				1		1					4.0
5		2	1			2											1.9
27		2	2	9	4	5		3	1	1							2.5
4		1		1		1					1						3.0
51	2	13	3	14	2	9	2	1		1	3	1					2.5
2			1	1													1.7

NOTE: Be sure to check for related offense codes when examining a particular type of crime. They may or may not be in sequential order or even on the same page.

# C1a 2004 Total Prisoner Population by Minimum Term Distribution — Non-Assaultive Offenses

Page Ten of Eleven

C-51

GRAND TOTALS		
VIOLATIONS		
ATTEMPTS		
Max. Penalty		
750.5352B	Rec/Conc Stolen Prop >\$20K 3rd or Subs	10 ATTEMPTS
750.5353A	Stolen Property - Rec & Conc Betw \$1K & <\$20K	5 ATTEMPTS
750.5353B	Stolen Prop - Rec & Conc Betw \$200 & <\$1K, 2nd Offense	5 ATTEMPTS
750.5357	Receiving and Concealing Stolen Automobile	5 ATTEMPTS
750.539D	Eavesdropping - Installing Device	2 ATTEMPTS
750.540	Cut, Break, Tap Wire or Cable	2 ATTEMPTS
750.540C1	Telephone - Counterfeit Device Avoid Payment	4 ATTEMPTS
750.543M	False Report or Threat of Terrorism	20 ATTEMPTS
752.796	Computers - Use to Violate Theft Statute	10 ATTEMPTS
752.7973B	Computers - Use to Commit Crime Penalty Betw 1-2 Yrs.	2 ATTEMPTS
752.7973C	Computers - Use to Commit Crime Penalty Betw 2-4 Yrs.	4 ATTEMPTS
752.7973D	Computers - Use to Commit Crime Penalty Betw 4-10 Yrs	7 ATTEMPTS
752.7973E	Computers - Use to Commit Crime Penalty Betw 10-20 Yrs.	10 ATTEMPTS
752.811A	Break & Enter - Coin-Operated Device	3 ATTEMPTS
752.811B	Break & Enter - Poss Tool to Open Coin-Operated Device	3 ATTEMPTS
767A.91B	Prosecutor's Investigative Subpoena - Perjury	LIFE ATTEMPTS
769.12	Habitual Offender Fourth Felony	LIFE ATTEMPTS
800.281	Prisons - Contraband	5 ATTEMPTS
800.2811	Prisons - Furnish Contraband to Prisoner in Prison	5 ATTEMPTS

TOTAL	0.5	1	1.5	2	2.5	3	3.5	4	4.5	5	10	15	20	25	>25	LIFE	AVG
11,089	247	1,270	1,690	3,919	863	1,050	366	438	70	422	546	108	42	12	18	28	2.6
10,634	207	1,175	1,581	3,795	826	1,022	353	436	70	419	542	108	42	12	18	28	2.6
455	40	95	109	124	37	28	13	2		3	4						1.6
3				2			1										2.4
301	16	84	60	76	24	20	10	8	1	1						1	1.6
9		3	4	2													1.3
2			2														1.5
155	19	86	31	11	4	3		1									1.1
4		3		1													.9
1			1														1.3
11		3	3	3	2												1.5
1						1											2.7
1											1						7.0
1							1										3.2
1							1										3.5
1						1											2.7
1		1															1.0
3	1		1	1													1.1
2			1						1								3.0
4		1	2	1													1.4
1				1													2.0
1				1													2.0
10					1											9	2.5
1				1													1.7
2	1		1														.9

NOTE: Be sure to check for related offense codes when examining a particular type of crime. They may or may not be in sequential order or even on the same page.

# C1a 2004 Total Prisoner Population by Minimum Term Distribution — Non-Assaultive Offenses

Page Eleven of Eleven

GRAND TOTALS		
VIOLATIONS		
ATTEMPTS		
Max. Penalty		
800.2813	Prisons - Bringing Contraband Into	5
ATTEMPTS		
800.2814	Prisons - Prisoner Possessing	5
Contraband		
ATTEMPTS		
800.283	Prisons - Weapons	5
ATTEMPTS		
800.2834	Prisons - Prisoner Possessing	5
Weapon		
ATTEMPTS		
801.2622	Jail - Prisoner Possess Weapon	5
ATTEMPTS		
801.2632	Jails - Prisoner Possessing	5
Contraband		
ATTEMPTS		

TOTAL	0.5	1	1.5	2	2.5	3	3.5	4	4.5	5	10	15	20	25	>25	LIFE	AVG
11,089	247	1,270	1,690	3,919	863	1,050	366	438	70	422	546	108	42	12	18	28	2.6
10,634	207	1,175	1,581	3,795	826	1,022	353	436	70	419	542	108	42	12	18	28	2.6
455	40	95	109	124	37	28	13	2		3	4						1.6
7	1	2	1	1		1		1									1.8
1		1															1.0
56	4	26	14	7	2			1			2						1.4
8	4	3	1														.7
2										1		1					10.0
93	6	37	14	15	4	8	2	1		2	1	2	1				2.1
17	6	10	1														.7
4		1	1	1							1						2.7
1		1															.8
5		2	1		2												1.5

**NOTES: Be sure to check for related offense codes when examining a particular type of crime. They may or may not be in sequential order or even on the same page.**

Largest minimum term is reported.

Total Prisoner Population includes prisoners in institutions, camps, the SAI - Prison program, and Community Residential Programs.

When minimum terms exceed maximum penalties that may be due to anomalies in criminal justice practices, habitualized offenses, database errors, etc.

Each minimum term category is rounded up from the preceding category (for example the ten-year category includes all minimums longer than five years up to exactly ten years).

Minimum term averages are based on raw data (with life sentences excluded from the calculations).

Source: Corrections Management Information System (CMIS).

# C1b 2004 Total Prisoner Population by Minimum Term Distribution — Drug Offenses

Page One of Three

C-53

GRAND TOTALS		
VIOLATIONS		
ATTEMPTS		
Max. Penalty		
333.17766A3	Controlled Sub - Steroids - Delivery	7 ATTEMPTS
333.17766C1	Ephedrine/Pseudoephedrine Poss >12g	2 ATTEMPTS
333.73413	Controlled Sub - Imitation Mfg. or Distribution	2 ATTEMPTS
333.7401	Controlled Sub - Mfg, Del, Poss	LIFE ATTEMPTS
333.7401C2A	Controlled Sub - Operate/Maintain A Lab	10 ATTEMPTS
333.7401C2B	Contr. Sub - Operate Lab Near Minor	20 ATTEMPTS
333.7401C2C	Controlled Sub - Op/Maintain Lab Involve Hazardous Waste	20 ATTEMPTS
333.7401C2D	Controlled Sub - Manufac Near Church/School	20 ATTEMPTS
333.7401C2E	Controlled Sub - Op/Maintain Lab Involve Firearm	25 ATTEMPTS
333.7401C2F	Controlled Sub - Manufacture Methamphetamine	20 ATTEMPTS
333.74011	Controlled Sub - Mfg, Del, Poss or Prescribe	LIFE ATTEMPTS
333.74012A	Controlled Sub - Mfg, Del, Poss (Narcotic or Cocaine)	LIFE ATTEMPTS
333.74012A1	Controlled Sub - Mfg, Del, Poss 1,000 or More Grams	LIFE ATTEMPTS
333.74012A2	Controlled Sub - Mfg, Del, Poss 450-999g	30 ATTEMPTS
333.74012A3	Controlled Sub - Mfg, Del, Poss 50-449g	20 ATTEMPTS
333.74012A4	Controlled Sub - Mfg, Del, Poss <50 Grams	20 ATTEMPTS
333.74012B	Contr. Sub - Mfg, Del, Poss, Sch 1-3, Methamphetamine	20 ATTEMPTS
333.74012B-A	Contr. Sub - Mfg, Del, Poss, Sch 1,2,3 ex Marij & Cocaine	7 ATTEMPTS
333.74012B1	Controlled Sub - Mfg, Del, Poss Methamphetamine	20 ATTEMPTS

TOTAL	0.5	1	1.5	2	2.5	3	3.5	4	4.5	5	10	15	20	25	>25	LIFE	AVG
4,339	72	614	628	787	246	375	81	165	66	245	645	98	112	10	17	177	4.0
4,196	51	562	601	765	241	370	79	165	66	243	642	97	111	10	16	177	4.1
143	21	52	27	22	5	5	3			2	3	1	1		1		1.9
1								1									4.0
1			1														1.2
14		4	5	2	1	2											1.5
3									1							2	4.3
44		1	7	17	4	8	2	2		1	1	1					2.6
2			1				1										2.4
7				1	2		1		1		2						4.0
20					2	4	2	1		4	7						4.9
1				1													2.0
35			1	4	4	8	1		3	2	11	1					4.5
1				1													1.9
4					2	1					1						3.9
13				1	3	5		1		2	1						3.5
1													1				20.0
7																7	
200				1		2		1		1	17	15	26	3	10	124	16.6
2													1		1		30.0
213				2	2	8	1	2	6	13	64	39	67	4	4	1	13.0
594		1	2	24	16	42	13	33	24	87	330	17			1	4	6.7
2				1							1						4.5
1,793	13	335	330	435	121	198	38	82	7	96	112	17	4	3		2	2.6
102	13	44	21	14	2	3				2	2	1					1.5
7	1								1	3	1		1				6.6
25		5	3	9	1	1	3				3						2.5
110		2	3	5	6	22	10	9	18	13	20	1	1				4.3
2				1	1												2.2

NOTE: Be sure to check for related offense codes when examining a particular type of crime. They may or may not be in sequential order or even on the same page.

# C1b 2004 Total Prisoner Population by Minimum Term Distribution — Drug Offenses

Page Two of Three

C - 54

GRAND TOTALS		
VIOLATIONS		
ATTEMPTS		
Max. Penalty		
333.74012C	Controlled Sub - Mfg, Del, Poss, Sch 4	4 ATTEMPTS
333.74012C-A	Controlled Sub - Mfg, Del, Poss, Sch 4	4 ATTEMPTS
333.74012D	Controlled Sub - Mfg, Del, Poss Sch 5	2 ATTEMPTS
333.74012D1	Controlled Sub - Mfg, Del, Poss, 45 Kg+ Marijuana	15 ATTEMPTS
333.74012D2	Controlled Sub - Mfg, Del, Poss Marijuana 5 - <45 Kg	7 ATTEMPTS
333.74012D3	Controlled Sub - Mfg, Del, Poss, Marijuana <5 Kg	4 ATTEMPTS
333.74012F	Prescription Forms Mfg, Del, Poss	7 ATTEMPTS
333.74022A	Contr. Sub - Mfg, Del, Poss Counter- feit (Narc. or Methamphet.)	10 ATTEMPTS
333.74022E	Contr. Sub - Mfg, Del, Poss Analogue	15 ATTEMPTS
333.74032A	Controlled Sub - Possession Narc. or Cocaine	LIFE ATTEMPTS
333.74032A1	Controlled Sub - Poss 1,000g+ Narc. or Cocaine	LIFE ATTEMPTS
333.74032A2	Controlled Sub - Poss 450-999g Narc. or Cocaine	30 ATTEMPTS
333.74032A3	Controlled Sub - Poss 50-449g Narc. or Cocaine	20 ATTEMPTS
333.74032A4	Controlled Sub - Poss 25-49g Narc. or Cocaine	4 ATTEMPTS
333.74032A5	Controlled Sub - Poss Less 25g Narc. or Cocaine	4 ATTEMPTS
333.74032B-A	Controlled Sub - Possession/ Analogues	2 ATTEMPTS
333.74032B-B	Contr. Sub - Poss, Sub Added to Sch 1-4, by Rule	2 ATTEMPTS
333.74032B1	Controlled Sub - Possession Methamphetamine	10 ATTEMPTS
333.74032D	Controlled Sub - Poss Marijuana	MISD ATTEMPTS

TOTAL	0.5	1	1.5	2	2.5	3	3.5	4	4.5	5	10	15	20	25	>25	LIFE	AVG
4,339	72	614	628	787	246	375	81	165	66	245	645	98	112	10	17	177	4.0
4,196	51	562	601	765	241	370	79	165	66	243	642	97	111	10	16	177	4.1
143	21	52	27	22	5	5	3			2	3	1	1		1		1.9
1		1															1.0
2		1				1											2.0
2				2													1.8
16			2	6		1	2	2			3						3.1
5	1		1	1				1		1							2.4
211	7	38	65	61	20	11	1	5		1	2						1.7
4		2	2														1.2
1				1													2.0
1		1															1.0
1										1							5.0
1											1						8.0
39													3			36	20.0
29				1	1	1			2	1	11	3	8		1		12.2
63			1	2	1	2		5	2	9	40					1	7.1
9		2	1	2		2		2									2.3
1				1													2.0
558	25	148	138	134	44	44	2	12	1	6	4						1.7
14	7	4	2			1											.8
9		3	3	2			1										1.5
2		1	1														1.2
60		5	6	23	9	4	2	5		2	4						2.5
4				3	1												2.0
24	3	6	11	2		1					1						1.5

NOTE: Be sure to check for related offense codes when examining a particular type of crime. They may or may not be in sequential order or even on the same page.

# C1b 2004 Total Prisoner Population by Minimum Term Distribution — Drug Offenses

Page Three of Three

C - 55

GRAND TOTALS		
VIOLATIONS		
ATTEMPTS		
Max. Penalty		
333.74042A	Contr. Sub Use (Narcotic, Cocaine, Methamphetamine)	1 ATTEMPTS
333.7405D	Contr. Sub. - Maintain/Keep Drug House	MISD ATTEMPTS
333.7407A-A	Controlled Sub - Induce Person to Commit Felony	LIFE ATTEMPTS
333.7407A1	Controlled Substance - Attempt Felony	LIFE ATTEMPTS
333.7407A1-A	Controlled Sub - Attempted Felony	LIFE ATTEMPTS
333.74071C	Controlled Sub - Obtain by Fraud	4 ATTEMPTS
333.74071G	Controlled Sub - Counterfeit Prescription Form	4 ATTEMPTS
333.7410	Contr. Sub - Delivery to Minor/Poss on School Property	60 ATTEMPTS
333.74101-A	Controlled Sub - Delivery to Minor	40 ATTEMPTS
333.74101-B	Contr. Sub - Delivery to Minor (Sch 1-3 ex Marij/Cocaine)	14 ATTEMPTS
333.74101-D	Contr. Sub - Delivery to Minor (Sch. 4 & Marijuana)	8 ATTEMPTS
333.74102-A	Contr. Sub - Del on School Prop (Narc. or Cocaine) <50g	60 ATTEMPTS
333.74103	Contr. Sub - Poss w/Int on School Prop (Narc/Cocaine) <50g	40 ATTEMPTS
333.74132	Controlled Sub - Second Offense - Double Penalty	LIFE ATTEMPTS
333.7416	Contr. Sub - Induce Minor to Commit Felony	LIFE ATTEMPTS
335.3411A	Violation Drug Law (obsolete)	LIFE ATTEMPTS

TOTAL	0.5	1	1.5	2	2.5	3	3.5	4	4.5	5	10	15	20	25	>25	LIFE	AVG
4,339	72	614	628	787	246	375	81	165	66	245	645	98	112	10	17	177	4.0
4,196	51	562	601	765	241	370	79	165	66	243	642	97	111	10	16	177	4.1
143	21	52	27	22	5	5	3			2	3	1	1		1		1.9
1		1															1.0
14	1	3	10														1.1
1				1													2.0
1		1															1.0
1							1										3.3
2			1	1													1.6
2					1		1										2.8
16		3	4	4	2	2		1									1.9
2			1			1											2.0
1				1													1.7
1											1						10.0
4											2	2					11.5
1				1													2.0
3			1	2													1.8
6				6													2.0
1	1																.3
10			1	8							1						2.3
1		1															1.0
8		1	3	3							1						2.6
1											1						10.0
1												1					13.0

**NOTES:** Be sure to check for related offense codes when examining a particular type of crime. They may or may not be in sequential order or even on the same page.

Largest minimum term is reported.

Total Prisoner Population includes prisoners in institutions, camps, the SAI - Prison program, and Community Residential Programs.

When minimum terms exceed maximum penalties that may be due to anomalies in criminal justice practices, habitualized offenses, database errors, etc.

Each minimum term category is rounded up from the preceding category (for example the ten-year category includes all minimums longer than five years up to exactly ten years).

Minimum term averages are based on raw data (with life sentences excluded from the calculations).

Source: Corrections Management Information System (CMIS).

# C1c 2004 Total Prisoner Population by Minimum Term Distribution — Assaultive Offenses

Page One of Ten

C - 56

GRAND TOTALS		
VIOLATIONS		
ATTEMPTS		
Max. Penalty		
257.602A	Peace Officer - Fleeing Vehicle Code	15 ATTEMPTS
257.602A2	Peace Officer - Fleeing/Vehicle Code - 4th Degree	2 ATTEMPTS
257.602A3	Peace Officer - Fleeing/Vehicle Code - 2nd Offense	5 ATTEMPTS
257.602A3-A	Peace Officer - Fleeing/Vehicle Code - 3rd Degree	5 ATTEMPTS
257.602A4	Peace Officer - Fleeing/Vehicle Code 2nd Degree	10 ATTEMPTS
257.602A4-A	Peace Officer - Fleeing/Vehicle Code - Cause Serious Injury	10 ATTEMPTS
257.617	Fail to Stop at Accident - Serious Impairment/Death Rslt	5 ATTEMPTS
257.6173	Fail to Stop at Accident - At Fault Rslt Death	15 ATTEMPTS
257.6254	Operating - Under the Influence Causing Death	15 ATTEMPTS
257.6255-A	Operating - Under the Influence Causing Serious Injury	5 ATTEMPTS
257.9044	Operate - License Suspend/Revoked Cause Death	15 ATTEMPTS
257.9045	Operate - License Suspend/Revoked Cause Serious Injury	5 ATTEMPTS
324.51510	Fires - Willfully Set Forests	10 ATTEMPTS
324.801764	Boat - Operate OUIL Cause Death	15 ATTEMPTS
324.801765	Boat - Operate OUIL Cause Serious Injury	5 ATTEMPTS
324.811347	ORV - OUIL Causing Death	15 ATTEMPTS
333.5210	AIDS - Sexual Penetration with Uninformed Partner	4 ATTEMPTS
436.17012	Alcohol - Sell/Furnish to Minor, Death Resulting	10 ATTEMPTS
722.675	Distributing Obscene Matter to Minor	2 ATTEMPTS
750.10A	Sexually Delinquent	LIFE ATTEMPTS

TOTAL	0.5	1	1.5	2	2.5	3	3.5	4	4.5	5	10	15	20	25	>25	LIFE	AVG
33,166	128	918	1,352	2,411	1,078	1,971	770	1,432	588	2,301	7,023	3,259	2,365	1,392	1,621	4,557	9.8
32,458	113	835	1,214	2,223	1,021	1,923	724	1,426	585	2,287	6,991	3,241	2,345	1,383	1,616	4,531	10.0
708	15	83	138	188	57	48	46	6	3	14	32	18	20	9	5	26	3.6
1											1						10.0
34		11	16	5	1	1											1.3
1		1															1.0
236	8	62	57	64	17	10	5	7	1	2	3						1.7
2	1				1	1											1.7
2					1		1										2.8
30		1	5	5	3	6	3	1		3	3						3.2
30	1	1	6	9	2	4	2	2			3						2.8
5				1		2	2										2.9
212	1	1	2	14	17	24	4	21	5	28	86	8	1				5.4
5					1	1	3										3.0
65		2	8	25	7	8	9			3	2	1					2.6
23		1			2	1	1	2	1	4	9	1	1				6.2
11		1	2	4	1	1		2									2.2
1				1													2.0
1					1												2.4
1			1														1.2
1											1						7.2
3					1			1			1						4.6
1		1															1.0
1									1								4.2
3			2							1							2.5
11		2		3		3				1	2						3.1
1					1												2.5

NOTE: Be sure to check for related offense codes when examining a particular type of crime. They may or may not be in sequential order or even on the same page.

# C1c 2004 Total Prisoner Population by Minimum Term Distribution — Assaultive Offenses

Page Two of Ten

C - 57

GRAND TOTALS		
VIOLATIONS		
ATTEMPTS		
Max. Penalty		
750.110A2	Home Invasion - 1st Degree	20
ATTEMPTS		
750.1227B	Witness - Intimidate, Criminal Case	10
Max >10 years		
ATTEMPTS		
750.1227C	Witness - Intimidate, Threaten	15
Injury/Death		
ATTEMPTS		
750.1228	Witness - Retaliate Against	10
ATTEMPTS		
750.136A	Child Abuse - Torture	10
ATTEMPTS		
750.136B	Child Abuse	15
ATTEMPTS		
750.136B2	Child Abuse - 1st Degree	15
ATTEMPTS		
750.136B3	Child Abuse - 2nd Degree	4
ATTEMPTS		
750.136B4	Child Abuse - 3rd Degree	2
ATTEMPTS		
750.145A	Children - Accosting for Immoral	MISD
Purposes		
ATTEMPTS		
750.145A-A	Accost - Solic Child-Immoral	4
Purposes		
ATTEMPTS		
750.145B	Accost, Solic Child - Immoral	4
Purposes 2nd Offense		
ATTEMPTS		
750.145C	Child Abusive Commercial	20
Activity		
ATTEMPTS		
750.145C2	Child Sexually Abusive Activity	20
ATTEMPTS		
750.145C3	Child Sex Abuse Activity - Distribute	7
or Promote		
ATTEMPTS		
750.145C4A	Child Sex Abusive Materials - Possess	4
ATTEMPTS		
750.145D2	Computers - Commit Proscribed	20
Conduct		
ATTEMPTS		
750.145D2B	Computers - Commit Crime w/Max	2
Betw 1 - 2 Yrs.		
ATTEMPTS		
750.145D2D	Computers - Commit Crime w/Max	10
Betw 4 - 10 Yrs.		
ATTEMPTS		
750.145D2E	Computers - Commit Crime w/Max	15
Betw 10 - 15 Yrs.		
ATTEMPTS		

TOTAL	0.5	1	1.5	2	2.5	3	3.5	4	4.5	5	10	15	20	25	>25	LIFE	AVG
33,166	128	918	1,352	2,411	1,078	1,971	770	1,432	588	2,301	7,023	3,259	2,365	1,392	1,621	4,557	9.8
32,458	113	835	1,214	2,223	1,021	1,923	724	1,426	585	2,287	6,991	3,241	2,345	1,383	1,616	4,531	10.0
708	15	83	138	188	57	48	46	6	3	14	32	18	20	9	5	26	3.6
1,288	2	13	33	85	59	128	24	82	88	168	478	89	30	7	1	1	6.1
44	2	8	13	14	2	3					2						1.9
1										1							5.0
5					1		1		1	2							4.0
1				1													1.7
1															1		30.0
3										1	1	1					10.0
1						1											3.0
125		2	5	7	4	16	7	7	1	23	45	5	2		1		5.9
5				4			1										2.2
44		7	9	16	5	2		3			2						2.2
12	1	4	6	1													1.1
8		1	2	2		3											2.0
9		3	1	4		1											1.6
2			2														1.2
1								1									4.0
4						1					3						6.7
92		3	8	10	4	5	1	3	3	13	30	11	1				6.0
4		1	1	1			1										1.9
11		1	3	2	1		2			2							2.5
3			2	1													1.5
3				1					1		1						4.1
1						1											2.7
1		1															.9
3		1	2														1.2
1				1													2.0

NOTE: Be sure to check for related offense codes when examining a particular type of crime. They may or may not be in sequential order or even on the same page.



# C1c 2004 Total Prisoner Population by Minimum Term Distribution—Assaultive Offenses

Page Three of Ten

C - 58

GRAND TOTALS		
VIOLATIONS		
ATTEMPTS		
Max. Penalty		
750.145D2F	Computer/Internet - Comm w/Other to Plan Crime 15+ yrs. Max	20 ATTEMPTS
750.145N1	Abuse Vulnerable Adult - 1st Degree	15 ATTEMPTS
750.145N3	Abuse Vulnerable Adult - 3rd Degree	2 ATTEMPTS
750.157B	Solicit to Murder, Other Felony	LIFE ATTEMPTS
750.157B2	Solicit to Murder	LIFE ATTEMPTS
750.157C	Solicit, Minor to Commit Felony	LIFE ATTEMPTS
750.158	Sodomy	15 ATTEMPTS
750.197C	Assault Employee and/or Escape Jail Through Violence	4 ATTEMPTS
750.197CA	Assault Prison Employee	4 ATTEMPTS
750.206	Explosives - Place w/Int to Damage	25 ATTEMPTS
750.207	Explosives - Placing w/Injury Death Resulting	LIFE ATTEMPTS
750.2072B	Explosives - Place Near Prop, Cause Property Damage	20 ATTEMPTS
750.208	Explosive - Aiding/Abetting Placement	15 ATTEMPTS
750.209	Explosives - Place Offensive Subs w/Int Alarm/Inj/Destroy	LIFE ATTEMPTS
750.209-B	Explosives - Place Offensive Subs w/Int To Alarm	5 ATTEMPTS
750.2102A	Explosives - Poss Bomb w/Unlawful Intent	15 ATTEMPTS
750.211A2A	Explosives - Poss of Molotov Cocktail/Other Expl.	15 ATTEMPTS
750.211A2B	Explosives - Poss Molotov Cocktail Causing Property Damage	20 ATTEMPTS
750.211A2C	Explosives - Poss Molotov Cocktail Cause Injury	25 ATTEMPTS
750.213	Extortion	20 ATTEMPTS

TOTAL	0.5	1	1.5	2	2.5	3	3.5	4	4.5	5	10	15	20	25	>25	LIFE	AVG
33,166	128	918	1,352	2,411	1,078	1,971	770	1,432	588	2,301	7,023	3,259	2,365	1,392	1,621	4,557	9.8
32,458	113	835	1,214	2,223	1,021	1,923	724	1,426	585	2,287	6,991	3,241	2,345	1,383	1,616	4,531	10.0
708	15	83	138	188	57	48	46	6	3	14	32	18	20	9	5	26	3.6
21	1	6	2	4	3	1		1	1	1	1						2.2
1						1											3.0
1		1															1.0
9											1	2			4	2	25.2
12				1	1	1	1	1		1	3		2		1		9.3
1																1	2.5
1					1												3.6
1		1	1	1							2						2.0
101	4	27	6	29	6	13	3	4	2	2	5						2.2
18	2	12	3	1													1.0
63	1	15	16	17	4	5		2	1	1	1						1.8
6		4	2														1.1
4						1				1	1			1			10.1
4												2				2	15.0
3					1			1				1					6.0
4				1							1		1		1		15.7
1											1						7.0
2						1	1										3.2
3				1				1			1						4.2
9			1	2	1	1	1			2	1						3.8
3	1		1							1							2.3
1				1													2.0
2											1	1					11.0
59		1	2	7	2	9		4		7	14	7	4	1	1		7.6
5		1	1	1	1							1					4.0

NOTE: Be sure to check for related offense codes when examining a particular type of crime. They may or may not be in sequential order or even on the same page.

# C1c 2004 Total Prisoner Population by Minimum Term Distribution—Assaultive Offenses

Page Four of Ten

C - 59

GRAND TOTALS		
VIOLATIONS		
ATTEMPTS		
Max. Penalty		
750.234A	Firearm - Discharge from a Vehicle	4
ATTEMPTS		
750.234B	Firearm - Discharge In/At Dwelling	4
ATTEMPTS		
750.2411	Fireman - Obstructing	4
ATTEMPTS		
750.316	First Degree Murder	LIFE
ATTEMPTS		
750.316-A	Murder - First Degree - Premeditated	LIFE
ATTEMPTS		
750.316-B	Murder - Felony	LIFE
ATTEMPTS		
750.316-C	Murder - Open - Statutory Short Form	LIFE
ATTEMPTS		
750.317	Second Degree Murder	LIFE
ATTEMPTS		
750.321	Manslaughter	15
ATTEMPTS		
750.321-A	Manslaughter - Statutory Short Form	15
ATTEMPTS		
750.321-C	Manslaughter - Involuntary	15
ATTEMPTS		
750.321-E	Manslaughter with Motor Vehicle	15
ATTEMPTS		
750.322	Homicide - Killing of Unborn Child	15
ATTEMPTS		
750.324	Negligent Homicide	2
ATTEMPTS		
750.329	Death - Firearm without Malice	15
ATTEMPTS		
750.329A	Suicide - Assisting	5
ATTEMPTS		
750.335A	Indecent Exposure (Sexually Delinquent Person)	LIFE
ATTEMPTS		
750.338	Gross Indecency Between Males - Commit/Procure	5
ATTEMPTS		
750.338A	Gross Indecency Between Females - Commit/Procure	5
ATTEMPTS		
750.338B	Gross Indecency Male and Female - Commit/Procure	5
ATTEMPTS		

TOTAL	0.5	1	1.5	2	2.5	3	3.5	4	4.5	5	10	15	20	25	>25	LIFE	AVG
33,166	128	918	1,352	2,411	1,078	1,971	770	1,432	588	2,301	7,023	3,259	2,365	1,392	1,621	4,557	9.8
32,458	113	835	1,214	2,223	1,021	1,923	724	1,426	585	2,287	6,991	3,241	2,345	1,383	1,616	4,531	10.0
708	15	83	138	188	57	48	46	6	3	14	32	18	20	9	5	26	3.6
4			1		1	1	1										2.4
15	1	1	2	7		4											1.9
1			1														1.3
1					1												2.5
1,863												1		1	4	1,857	39.1
11																11	
640				1		1		1			1	2	1	1	3	629	17.8
3																3	
402													1		1	400	27.5
155											1		3	5	8	138	33.4
1																1	
3,755				2	1	3	3	7		21	308	605	764	638	681	722	22.6
22											2	2	8	2	1	7	20.0
174	1	1		5	1	4	5	15	2	21	92	14	10		3		8.6
237	1	2	1	13	9	16	6	19	2	33	116	10	5		3	1	7.0
2						1					1						6.5
152			2	10	4	14	6	9	4	22	65	13	3				6.7
3				1			1				1						5.1
67			1	1	2	6	2	7	2	6	32	5	3				7.1
4					2		1			1							3.3
1													1				20.0
5			1	1				2			1						3.5
11					1			2		2	5	1					6.7
1				1													2.0
16		2		6	1	3		1			3						3.0
1				1													2.0
4	1	1		1							1						2.5
1				1													2.0
10			2	4	4												2.0

NOTE: Be sure to check for related offense codes when examining a particular type of crime. They may or may not be in sequential order or even on the same page.

# C1c 2004 Total Prisoner Population by Minimum Term Distribution—Assaultive Offenses

Page Five of Ten

C - 60

GRAND TOTALS		
VIOLATIONS		
ATTEMPTS		
Max. Penalty		
750.349	Kidnapping	LIFE
ATTEMPTS		
750.349A	Prisoner Taking a Hostage	LIFE
ATTEMPTS		
750.349[S]	Kidnapping - Solicitation	LIFE
ATTEMPTS		
750.350	Kidnapping - Child Enticement	LIFE
ATTEMPTS		
750.377B	Mal Destr. Police or Fire Dept Property	4
ATTEMPTS		
750.397	Mayhem w/Int Disfigure/Maim	10
ATTEMPTS		
750.411H2B	Stalking a Minor	5
ATTEMPTS		
750.411i	Stalking - Aggravated	5
ATTEMPTS		
750.411i2B	Stalking a Minor - Aggravated	10
ATTEMPTS		
750.4362A	Poison, Food/Drink/Medicine/Wells	15
ATTEMPTS		
750.455	Prostitution/Pandering	20
ATTEMPTS		
750.459	Prostitution - Transporting Female (perhaps compel)	20
ATTEMPTS		
750.479	Obstruct/Resist Public Officer Serving/Executing Process	20
ATTEMPTS		
750.479-B	Police Officer - Resist & Obstruct	2
ATTEMPTS		
750.479A-B	Peace Officer - Resist Arrest Injury Inflicted	2
ATTEMPTS		
750.479A2	Police Officer - Fleeing - 4th Degree	2
ATTEMPTS		
750.479A3	Police Officer - Fleeing - 3rd Degree	5
ATTEMPTS		
750.479A4	Police Officer - Fleeing - 2nd Offense	10
ATTEMPTS		
750.479A4-A	Police Officer - Fleeing (Penal Code) - 2nd Degree	10
ATTEMPTS		
750.479A5	Police Officer - Fleeing (Penal Code) - Death Resulting	15
ATTEMPTS		

TOTAL	0.5	1	1.5	2	2.5	3	3.5	4	4.5	5	10	15	20	25	>25	LIFE	AVG
33,166	128	918	1,352	2,411	1,078	1,971	770	1,432	588	2,301	7,023	3,259	2,365	1,392	1,621	4,557	9.8
32,458	113	835	1,214	2,223	1,021	1,923	724	1,426	585	2,287	6,991	3,241	2,345	1,383	1,616	4,531	10.0
708	15	83	138	188	57	48	46	6	3	14	32	18	20	9	5	26	3.6
332			1	3	2	3		6	3	10	77	57	44	25	40	61	16.9
9		1	1	2	2					1		1			1		6.4
8											2	2	1		1	2	21.0
1										1							5.0
20	1			1			2	1	1	2	5	1	2	1	2	1	12.3
2				2													1.9
74	1	11	24	28	2	7		1									1.7
3			3														1.2
1											1						8.0
1											1						10.0
154	2	26	34	36	9	20	12	4		3	4	3			1		2.5
4	1			2	1												1.5
1						1											3.0
1				1													1.7
3		1					1				1						3.9
4						2					2						5.8
5								1		1	1	1		1			10.4
5		3	1	1													1.2
74	6	22	15	10	5	9		6			1						1.7
3		1		1	1												1.7
28	2	4	8	7	4	2		1									1.7
299	1	30	71	105	31	30	7	11	3	3	7						2.1
3			2							1							2.5
1											1						8.0
28	1	1	3	5	4	1	3	5			4	1					3.6
3				2								1					6.3

NOTE: Be sure to check for related offense codes when examining a particular type of crime. They may or may not be in sequential order or even on the same page.

# C1c 2004 Total Prisoner Population by Minimum Term Distribution — Assaultive Offenses

Page Six of Ten

C - 61

GRAND TOTALS		
VIOLATIONS		
ATTEMPTS		
Max. Penalty		
750.479B	Peace Officer - Disarming	10
ATTEMPTS		
750.479B2	Peace Officer - Disarming	10
Firearm		
ATTEMPTS		
750.4792	Public Officer - Assault or Obstruct	2
ATTEMPTS		
750.4793	Public Officer - Assault or Obstruct	4
Cause Injury		
ATTEMPTS		
750.483A2B	Interfering with Crime Report -	10
Threat to Kill/Injure		
ATTEMPTS		
750.483A4B	Interference Police Investigation -	10
Crime, Threaten Injury/Death		
ATTEMPTS		
750.520	Criminal Sexual Conduct (CSC)	LIFE
ATTEMPTS		
750.520B	CSC - 1st Degree -	LIFE
Multiple Variables		
ATTEMPTS		
750.520B1A	CSC - 1st Degree -	LIFE
Person Under 13		
ATTEMPTS		
750.520B1B	CSC - 1st Degree -	LIFE
Relationship		
ATTEMPTS		
750.520B1C	CSC - 1st Degree -	LIFE
During Felony		
ATTEMPTS		
750.520B1D	CSC - 1st Degree -	LIFE
Accomplices		
ATTEMPTS		
750.520B1E	CSC - 1st Degree -	LIFE
Weapon Used		
ATTEMPTS		
750.520B1F	CSC - 1st Degree -	LIFE
Personal Injury		
ATTEMPTS		
750.520B1G	CSC - 1st Degree - Injury to	LIFE
Incap. Victim		
ATTEMPTS		
750.520B1H	CSC - 1st Degree - Mentally	LIFE
Disabled - Relation		
ATTEMPTS		
750.520C	CSC - 2nd Degree -	15
Multiple Variables		
ATTEMPTS		
750.520C1A	CSC - 2nd Degree -	15
Person Under 13		
ATTEMPTS		
750.520C1B	CSC - 2nd Degree -	15
Relationship		
ATTEMPTS		
750.520C1C	CSC - 2nd Degree -	15
During Felony		
ATTEMPTS		

TOTAL	0.5	1	1.5	2	2.5	3	3.5	4	4.5	5	10	15	20	25	>25	LIFE	AVG
33,166	128	918	1,352	2,411	1,078	1,971	770	1,432	588	2,301	7,023	3,259	2,365	1,392	1,621	4,557	9.8
32,458	113	835	1,214	2,223	1,021	1,923	724	1,426	585	2,287	6,991	3,241	2,345	1,383	1,616	4,531	10.0
708	15	83	138	188	57	48	46	6	3	14	32	18	20	9	5	26	3.6
1				1													1.7
9			1	3	1		1				1	1				1	4.3
13		5	3	1	3		1										1.6
6	2	2	1	1													1.0
1			1														1.5
4						2	1		1								3.4
1											1						9.0
26				1							2		1	3	4	15	33.1
1,617		1		11	4	8	8	21	5	51	364	309	261	150	228	196	18.1
16			1	3	2		1					1	4	3		1	12.0
1,713		5	4	24	28	48	40	41	28	106	550	349	218	107	102	63	12.8
28		2	3	8	1	6	5				1	1	1				3.6
326			2	5	4	6	2	11	4	22	93	77	42	28	21	9	13.2
7				4	1		1						1				4.7
132				1		4		1		3	20	28	17	15	30	13	21.0
2				1							1						8.3
61	1					1	2	1		4	17	14	7	5	7	2	14.9
212					2		1	2	2	2	39	48	39	19	36	22	19.0
1																1	
220		1		1	1	4	1	4	2	4	36	49	43	33	30	11	18.3
5				2	1		1				1						3.9
3												2	1				15.6
10						1	1			1		2	3		2		16.3
562	2	10	16	67	22	85	15	51	10	84	167	27	6				5.4
14		2	4	4	1	1	2										1.9
1,489	1	29	66	177	90	196	49	119	15	240	442	48	16		1		5.1
53		6	7	20	6	8	4			1	1						2.2
192		1	6	31	11	30	12	20	3	28	44	4	1			1	4.6
11			2	5	1	2	1										2.1
13					2	4	1	2			4						4.4

NOTE: Be sure to check for related offense codes when examining a particular type of crime. They may or may not be in sequential order or even on the same page.

# C1c 2004 Total Prisoner Population by Minimum Term Distribution — Assaultive Offenses

Page Seven of Ten

C - 62

GRAND TOTALS		
VIOLATIONS		
ATTEMPTS		
Max. Penalty		
750.520C1D	CSC - 2nd Degree - Accomplices	15 ATTEMPTS
750.520C1E	CSC - 2nd Degree - Weapon Used	15 ATTEMPTS
750.520C1F	CSC - 2nd Degree - Personal Injury	15 ATTEMPTS
750.520C1G	CSC - 2nd Degree - Injury to Incap. Victim	15 ATTEMPTS
750.520C1H	CSC - 2nd Degree - Mentally Disabled - Relation	15 ATTEMPTS
750.520C1i	CSC - 2nd Degree - State Prisoner	15 ATTEMPTS
750.520C1L	CSC - 2nd Degree - State Prisoner (Juvenile)	15 ATTEMPTS
750.520D	CSC - 3rd Degree - Multiple Variables	15 ATTEMPTS
750.520D1A	CSC - 3rd Degree - Person 13 Through 15	15 ATTEMPTS
750.520D1B	CSC - 3rd Degree - Force or Coercion	15 ATTEMPTS
750.520D1C	CSC - 3rd Degree - Incapacitated Victim	15 ATTEMPTS
750.520D1D	CSC - 3rd Degree - Incest	15 ATTEMPTS
750.520E	CSC - 4th Degree - Multiple Variables	2 ATTEMPTS
750.520E1A	CSC - 4th Degree - Force or Coercion	2 ATTEMPTS
750.520E1A-A	CSC - 4th Degree - Person 13 Through 15	2 ATTEMPTS
750.520E1B	CSC - 4th Degree - Incapacitated Victim	2 ATTEMPTS
750.520E1G	CSC - 4th Degree - Incest	2 ATTEMPTS
750.520F	CSC - 2nd Offense	LIFE ATTEMPTS
750.520G	CSC - Assault with Intent to Commit CSC	10 ATTEMPTS
750.520G1	CSC - Assault with Intent to Commit Sexual Penetration	10 ATTEMPTS

TOTAL	0.5	1	1.5	2	2.5	3	3.5	4	4.5	5	10	15	20	25	>25	LIFE	AVG
33,166	128	918	1,352	2,411	1,078	1,971	770	1,432	588	2,301	7,023	3,259	2,365	1,392	1,621	4,557	9.8
32,458	113	835	1,214	2,223	1,021	1,923	724	1,426	585	2,287	6,991	3,241	2,345	1,383	1,616	4,531	10.0
708	15	83	138	188	57	48	46	6	3	14	32	18	20	9	5	26	3.6
7				1		2				1	3						4.8
2					1		1										2.9
9			1	2			1	1			4						4.5
80		2	5	10	5	13	2	11		10	17	2	2		1		5.2
4						2				1		1					5.7
10				3	2			2		1	2						3.6
14			1	3	2	1	3			1	2	1					3.8
1								1									4.0
1							1										3.2
620	2	18	15	50	26	60	12	56	15	87	231	32	10	3	2	1	6.1
14			2	6	2		2				1		1				4.0
1,106	3	43	52	107	62	135	41	90	35	151	353	22	11			1	4.9
124	1	13	40	42	12	6	8		1		1						1.9
523		9	17	41	16	47	9	48	11	79	208	31	4	1	2		6.1
22	1	2	1	10	1	4		1		1	1						2.5
58	1	5	5	8	2	4	2	2		8	15	5	1				5.2
3			1	2													1.8
62			1	4	4	5	5	5		8	29	1					5.8
2				2													1.8
18		6	8	1	1	1					1						1.8
70	5	14	28	12	4	1	2	1			3						1.7
1			1														1.2
40		5	29	2	1			1			2						1.6
7		1	3	1	1		1										1.8
3			3														1.3
19		1	2							4	7	2	2		1		10.2
11		1	1			1				2	5	1					5.7
412		11	40	86	21	63	19	43	6	45	72	2		2	2		3.8
2				2													1.9

NOTE: Be sure to check for related offense codes when examining a particular type of crime. They may or may not be in sequential order or even on the same page.

# C1c 2004 Total Prisoner Population by Minimum Term Distribution — Assaultive Offenses

Page Eight of Ten

C - 63

GRAND TOTALS		
VIOLATIONS		
ATTEMPTS		
Max. Penalty		
750.520G2	CSC - Assault with intent to Commit	5
	CSC, 2nd Degree	ATTEMPTS
750.529	Robbery Armed	LIFE
	ATTEMPTS	
750.529A	Car Jacking	LIFE
	ATTEMPTS	
750.530	Robbery Unarmed	15
	ATTEMPTS	
750.531	Robbery, Bank/Safe/Vault	LIFE
	ATTEMPTS	
750.531-A	Bank Robbery	LIFE
	ATTEMPTS	
750.531-B	Safe Breaking	LIFE
	ATTEMPTS	
750.532	Seduction	5
	ATTEMPTS	
750.72	Burning Dwelling House	20
	ATTEMPTS	
750.72-A	Arson - Dwelling House	20
	ATTEMPTS	
750.72-B	Arson - Dwelling House Curtilage	20
	ATTEMPTS	
750.73	Arson - Real Property	10
	ATTEMPTS	
750.74	Arson - Personal Property	10
	ATTEMPTS	
750.74B	Arson - Personal Property	4
	Over \$50	ATTEMPTS
750.741B1	Arson - Personal Property	MISD
	Betw \$200 & <\$1K	ATTEMPTS
750.741C1	Arson - Real/Personal Property	5
	Betw \$1K & <\$20K	ATTEMPTS
750.741D1	Arson - Personal Property	10
	\$20K+	ATTEMPTS
750.75	Arson - Insured Property	10
	ATTEMPTS	
750.77	Arson - Preparing to Burn	10
	ATTEMPTS	
750.77-B	Arson - Prepare to Burn Real or Pers	4
	Prop >\$50 (obsolete)	ATTEMPTS

TOTAL	0.5	1	1.5	2	2.5	3	3.5	4	4.5	5	10	15	20	25	>25	LIFE	AVG
33,166	128	918	1,352	2,411	1,078	1,971	770	1,432	588	2,301	7,023	3,259	2,365	1,392	1,621	4,557	9.8
32,458	113	835	1,214	2,223	1,021	1,923	724	1,426	585	2,287	6,991	3,241	2,345	1,383	1,616	4,531	10.0
708	15	83	138	188	57	48	46	6	3	14	32	18	20	9	5	26	3.6
105	1	11	19	34	11	9	13	3		1	2					1	2.2
3				1			2										2.8
4,341	1	21	27	112	128	199	136	195	187	357	1,316	685	416	169	199	193	10.7
40		1	4	7		3	2	1		3	9	3	1	2	3	1	9.0
435		4	3	31	22	20	22	30	20	50	152	54	15	6	3	3	7.1
13		3	2	3	2				1	1	1						2.7
1,085	5	43	58	152	67	144	48	133	24	116	231	36	18	2	3	5	4.7
22			4	5	4	1	2			1	4	1					3.7
64			1	1	1	2		5		4	6	14	16	6	4	4	15.0
2					1								1				10.4
237	1	7	15	21	15	25	6	19	5	26	53	24	12	4	3	1	6.7
2		1						1									2.5
61	1			4	4	8	1	3		10	16	7	4		2	1	7.5
2	1									1							4.8
4			2	1		1											1.8
47	1	3	2	6	1	1		6	1	7	10	6	2		1		6.7
1	1																.5
156		5	8	22	1	19	4	8	7	17	48	13	3		1		5.7
9		1	3	3	1		1										1.8
18		1		1	1	3		2		4	5	1					5.4
71		5	11	15	2	11	4	4		7	8	2	1			1	3.6
8	1	3			2	1	1										1.7
1										1							5.0
1										1							5.0
1				1													2.0
12		2	3	5	2												1.7
1				1													2.0
1				1													2.0
3				1				1		1							3.6
2	1				1												1.5
1			1														1.5

NOTE: Be sure to check for related offense codes when examining a particular type of crime. They may or may not be in sequential order or even on the same page.

# C1c 2004 Total Prisoner Population by Minimum Term Distribution — Assaultive Offenses

Page Nine of Ten

C - 64

GRAND TOTALS		
VIOLATIONS		
ATTEMPTS		
Max. Penalty		
750.771C1	Arson - Prepare to Burn Property	5
	Betw \$1K & <\$20K	ATTEMPTS
750.771D1	Arson - Prepare to Burn Prop	10
	\$20K+	ATTEMPTS
750.78	Arson - Setting Fire to Woods/ Prairies/Grounds	4
	ATTEMPTS	
750.81	Assault or Assault and Battery	MISD
	ATTEMPTS	
750.81A	Assault - Aggravated	MISD
	ATTEMPTS	
750.81A3	Domestic Violence - Aggravated	2
	2nd Offense	ATTEMPTS
750.81C2	Assault & Battery - Against FIA	2
	Employee	ATTEMPTS
750.81D1	Resist/Obstruct/Assault Peace	2
	Officer	ATTEMPTS
750.81D2	Resist/Obstruct/Assault Peace	4
	Cause Injury	ATTEMPTS
750.81D3	Police Officer - Result Serious	15
	Injury	ATTEMPTS
750.812	Domestic Violence	MISD
	ATTEMPTS	
750.814	Domestic Violence	2
	3rd Offense	ATTEMPTS
750.82	Felonious Assault	4
	ATTEMPTS	
750.822	Asslt w/Dangerous Weapon -	4
	Weapon-Free School Zone	ATTEMPTS
750.83	Asslt w/Intnt to Commit Murder	LIFE
	ATTEMPTS	
750.84	Asslt w/Int Gr Bod Hrm Less	10
	Murder	ATTEMPTS
750.86	Assault w/Intent to Maim	10
	ATTEMPTS	
750.87	Asslt w/Intent to Commit Felony	10
	ATTEMPTS	
750.88	Asslt w/Intent to Rob & Steal	15
	Unarmed	ATTEMPTS
750.89	Asslt w/Intent to Rob & Steal	LIFE
	Armed	ATTEMPTS

TOTAL	0.5	1	1.5	2	2.5	3	3.5	4	4.5	5	10	15	20	25	>25	LIFE	AVG
33,166	128	918	1,352	2,411	1,078	1,971	770	1,432	588	2,301	7,023	3,259	2,365	1,392	1,621	4,557	9.8
32,458	113	835	1,214	2,223	1,021	1,923	724	1,426	585	2,287	6,991	3,241	2,345	1,383	1,616	4,531	10.0
708	15	83	138	188	57	48	46	6	3	14	32	18	20	9	5	26	3.6
3			1	2													1.8
7			1	3		1		1			1						3.4
1				1													2.0
1			1														1.4
6	5												1				3.5
1		1															1.0
2	1	1															.5
12		3	5	3	1												1.4
2		1	1														1.1
174	1	54	77	27	8	5	1	1									1.4
28	1	1	10	10	1	4		1									1.8
1			1														1.3
2								1					1				11.8
6	1	2	3														1.0
99	2	16	44	19	11	1	1	1		1	3						1.8
809	25	140	160	255	70	74	9	33	2	21	15	1	2		1	1	2.1
39	3	12	21	1							2						1.5
1				1													2.0
1,375	1	1	1	9	4	18	11	13	8	30	325	340	216	126	147	125	16.6
10											2	3	3	2			16.3
1,499	10	62	72	205	93	207	90	131	33	200	333	38	7	6		12	4.4
46		1	8	17	4	7	3	3	1	2							2.4
6				1	2					1	2						5.3
19				4	2	1		2		1	7	2					5.7
161		7	10	21	10	30	5	11		23	36	6			2		4.8
3				1			1			1							3.4
751	1	5	4	23	23	39	24	41	38	72	242	108	64	16	23	28	9.3
7		1		3								2				1	6.1

NOTE: Be sure to check for related offense codes when examining a particular type of crime. They may or may not be in sequential order or even on the same page.

# C1c 2004 Total Prisoner Population by Minimum Term Distribution — Assaultive Offenses

Page Ten of Ten

GRAND TOTALS		
VIOLATIONS		
ATTEMPTS		
Max. Penalty		
750.90A	Pregnant Individual - Assault	LIFE
	Causing Miscarriage	ATTEMPTS
750.90CA	Miscarriage - Gross Negligence	15
	Against Preg Individual	ATTEMPTS
750.90DA	Miscarriage - OUIL Accident	15
	Against Preg Individual	ATTEMPTS
750.91	Attempt to Murder	LIFE
		ATTEMPTS
752.191	Felonious Driving	2
		ATTEMPTS
752.541	Riot	10
		ATTEMPTS
752.542	Incite to Riot	10
		ATTEMPTS
752.542A	Riot - Causing in Prison	10
		ATTEMPTS
752.861	Weapons - Firearms, Careless Use	2
	Causing Injury/Death	ATTEMPTS
767.61A	Sexually Delinquent Person	LIFE
		ATTEMPTS

TOTAL	0.5	1	1.5	2	2.5	3	3.5	4	4.5	5	10	15	20	25	>25	LIFE	AVG
33,166	128	918	1,352	2,411	1,078	1,971	770	1,432	588	2,301	7,023	3,259	2,365	1,392	1,621	4,557	9.8
32,458	113	835	1,214	2,223	1,021	1,923	724	1,426	585	2,287	6,991	3,241	2,345	1,383	1,616	4,531	10.0
708	15	83	138	188	57	48	46	6	3	14	32	18	20	9	5	26	3.6
1													1				20.0
1										1							5.0
1											1						7.0
19							1	1			9	1	1	1	1	4	11.6
1								1				1					10.5
1																	3.8
2				2													1.6
1						1											3.0
1																	
1			1														1.5
1											1						7.0
1						1											3.0

**NOTES:** Be sure to check for related offense codes when examining a particular type of crime. They may or may not be in sequential order or even on the same page.

Largest minimum term is reported.

Total Prisoner Population includes prisoners in institutions, camps, the SAI - Prison program, and Community Residential Programs.

When minimum terms exceed maximum penalties that may be due to anomalies in criminal justice practices, habitualized offenses, database errors, etc.

Each minimum term category is rounded up from the preceding category (for example the ten-year category includes all minimums longer than five years up to exactly ten years).

Minimum term averages are based on raw data (with life sentences excluded from the calculations).

Source: Corrections Management Information System (CMIS).



# C2 2004 Total Prisoner Population by Minimum Term Distribution — All Offenses: Female Totals Only

Page One of Ten

C - 66

GRAND TOTALS*		
VIOLATIONS		
ATTEMPTS		
Max. Penalty		
28.729	Sex Offender - Fail to Register	4
	ATTEMPTS	
257.602A2	Peace Officer - Fleeing/Vehicle	2
	Code - 4th Degree	ATTEMPTS
257.602A3-A	Peace Officer - Fleeing/Vehicle	5
	Code - 3rd Degree	ATTEMPTS
257.602A4-A	Peace Officer - Fleeing/Vehicle	10
	Code - Cause Serious Injury	ATTEMPTS
257.617	Fail to Stop at Accident - Serious	5
	Impairment/Death Rslt	ATTEMPTS
257.6173	Fail to Stop at Accident - At Fault	15
	Rslt Death	ATTEMPTS
257.6251-A	Operating - OUIL/Per Se	MISD
	ATTEMPTS	
257.6253-A	Operating Impaired	MISD
	ATTEMPTS	
257.6254	Operating - Under the Influence	15
	Causing Death	ATTEMPTS
257.6255-A	Operating - Under the Influence	5
	Causing Serious Injury	ATTEMPTS
257.6256D	Operating - OUIL/Per Se/OWI -	5
	3rd Offense	ATTEMPTS
257.6257A2	Operating OUIL/Occupant <16,	5
	2nd Offense	ATTEMPTS
257.903	Motor Vehicle Code, False	5
	Certification	ATTEMPTS
257.9044	Operate - License Suspend/Revoked	15
	Cause Death	ATTEMPTS
257.9045	Operate - License Suspend/Revoked	5
	Cause Serious Injury	ATTEMPTS
333.7401	Controlled Sub - Mfg, Del, Poss	LIFE
	ATTEMPTS	
333.7401C2A	Controlled Sub - Operate/Maintain	10
	A Lab	ATTEMPTS
333.7401C2B	Contr. Sub - Operate Lab	20
	Near Minor	ATTEMPTS
333.7401C2D	Controlled Sub - Manufac Near	20
	Church/School	ATTEMPTS
333.7401C2F	Controlled Sub - Manufacture	20
	Methamphetamine	ATTEMPTS

TOTAL	.5	1	1.5	2	2.5	3	3.5	4	4.5	5	10	15	20	25	>25	LIFE	AVG
2,113	32	214	263	368	109	186	55	93	39	114	219	93	82	43	31	169	5.2
2,049	27	202	247	356	101	184	52	92	39	114	219	93	81	43	31	168	5.3
61	5	12	16	12	8	2	3	1					1			1	1.9
1	1																.2
2		1	1														1.1
4		2	1	1													1.2
2				1			1										2.6
5			4	1													1.5
1						1											3.0
2				2													1.9
2				2													1.8
25			1	2	3	5		2	1	4	7						4.4
5			1	3		1											2.0
70		12	19	29	5	2	2	1									1.7
4		2	1	1													1.2
1	1																.3
3		1								2							3.6
2			1		1												1.8
1									1								4.3
1				1													2.0
1					1												2.5
1							1										3.3
1				1													2.0

NOTE: Be sure to check for related offense codes when examining a particular type of crime. They may or may not be in sequential order or even on the same page.

# C2 2004 Total Prisoner Population by Minimum Term Distribution — All Offenses: Female Totals Only

Page Two of Ten

C - 67

GRAND TOTALS*		
VIOLATIONS		
ATTEMPTS		
Max. Penalty		
333.74012A1	Controlled Sub - Mfg, Del, Poss 1,000 or More Grams	LIFE ATTEMPTS
333.74012A2	Controlled Sub - Mfg, Del, Poss 450-999g	30 ATTEMPTS
333.74012A3	Controlled Sub - Mfg, Del, Poss 50-449g	20 ATTEMPTS
333.74012A4	Controlled Sub - Mfg, Del, Poss <50 Grams	20 ATTEMPTS
333.74012B-A	Contr. Sub - Mfg, Del, Poss, Sch 1,2,3 ex Marij & Cocaine	7 ATTEMPTS
333.74012B1	Controlled Sub - Mfg, Del, Poss Methamphetamine	20 ATTEMPTS
333.74012D1	Controlled Sub - Mfg, Del, Poss, 45 Kg+ Marijuana	15 ATTEMPTS
333.74012D2	Controlled Sub - Mfg, Del, Poss Marijuana 5 - <45 Kg	7 ATTEMPTS
333.74012D3	Controlled Sub - Mfg, Del, Poss, Marijuana <5 Kg	4 ATTEMPTS
333.74022A	Contr. Sub - Mfg, Del, Poss Counter- feit (Narc. or Methamphet.)	10 ATTEMPTS
333.74022E	Contr. Sub - Mfg, Del, Poss Analogue	15 ATTEMPTS
333.74032A1	Controlled Sub - Poss 1,000g+ Narc. or Cocaine	LIFE ATTEMPTS
333.74032A3	Controlled Sub - Poss 50-449g Narc. or Cocaine	20 ATTEMPTS
333.74032A5	Controlled Sub - Poss Less 25g Narc. or Cocaine	4 ATTEMPTS
333.74032B-A	Controlled Sub - Possession/ Analogues	2 ATTEMPTS
333.74032B1	Controlled Sub - Possession Methamphetamine	10 ATTEMPTS
333.74032D	Controlled Sub - Poss Marijuana	MISD ATTEMPTS
333.7405D	Contr. Sub. - Maintain/Keep Drug House	MISD ATTEMPTS
333.74071C	Controlled Sub - Obtain by Fraud	4 ATTEMPTS
333.74101-A	Controlled Sub - Delivery to Minor	40 ATTEMPTS

TOTAL	.5	1	1.5	2	2.5	3	3.5	4	4.5	5	10	15	20	25	>25	LIFE	AVG
2,113	32	214	263	368	109	186	55	93	39	114	219	93	82	43	31	169	5.2
2,049	27	202	247	356	101	184	52	92	39	114	219	93	81	43	31	168	5.3
61	5	12	16	12	8	2	3	1					1			1	1.9
10				1							1	1	3			4	13.6
12										4	5	1	2				9.5
30			1	3		3	1	2	2	8	10						5.4
110	2	26	23	26	6	18	2	1		4	2						2.0
3		3															1.0
2		1		1													1.4
5				1		3	1										2.9
1				1													2.0
1			1														1.1
6		2	1	2		1											1.7
1		1															1.0
1										1							5.0
1													1				20
4						1		1		1	1						4.8
66	3	19	19	12	6	6		1									1.5
3	2	1															.5
2			1	1													1.6
3		1		1							1						2.8
1			1														1.5
1			1														1.3
7		3		2		1		1									1.9
1			1														1.4
1												1					15.0

NOTE: Be sure to check for related offense codes when examining a particular type of crime. They may or may not be in sequential order or even on the same page.

# C2 2004 Total Prisoner Population by Minimum Term Distribution — All Offenses: Female Totals Only

Page Three of Ten

C - 68

GRAND TOTALS*		
VIOLATIONS		
ATTEMPTS		
Max. Penalty		
333.74102-A	Contr. Sub - Del on School Prop (Narc. or Cocaine) <50g	60 ATTEMPTS
333.74132	Controlled Sub - Second Offense Double Penalty	LIFE ATTEMPTS
400.601-B	Welfare Fraud - Over \$500	4 ATTEMPTS
400.602-B	Welfare Fraud - Fail to Inform \$500 or More	4 ATTEMPTS
750.110	Breaking & Entering	10 ATTEMPTS
750.110-A	Break & Enter - Unoccup. Bldg. w/Intent	10 ATTEMPTS
750.110-B	Break & Enter - Occup Bldg. w/Intent	15 ATTEMPTS
750.110A2	Home Invasion - 1st Degree	20 ATTEMPTS
750.110A3	Home Invasion - 2nd Degree	15 ATTEMPTS
750.110A4	Home Invasion - 3rd Degree	5 ATTEMPTS
750.111	Entering w/o Breaking	5 ATTEMPTS
750.131A	Checks w/o Account or w/o Suff Funds	2 ATTEMPTS
750.131A1	Check - No Account	2 ATTEMPTS
750.131A2	Check - 3 Non-Sufficient Funds Within 10 Days	2 ATTEMPTS
750.136B2	Child Abuse - 1st Degree	15 ATTEMPTS
750.136B3	Child Abuse - 2nd Degree	4 ATTEMPTS
750.136B4	Child Abuse - 3rd Degree	2 ATTEMPTS
750.145A-A	Accost - Solic Child - Immoral Purposes	4 ATTEMPTS
750.145C2	Child Sexually Abusive Activity	20 ATTEMPTS
750.145D2F	Computer/Internet - Comm w/Other to Plan Crime 15+ yrs. Max	20 ATTEMPTS

TOTAL	.5	1	1.5	2	2.5	3	3.5	4	4.5	5	10	15	20	25	>25	LIFE	AVG
2,113	32	214	263	368	109	186	55	93	39	114	219	93	82	43	31	169	5.2
2,049	27	202	247	356	101	184	52	92	39	114	219	93	81	43	31	168	5.3
61	5	12	16	12	8	2	3	1					1			1	1.9
1				1													2.0
1				1													2.0
1					1												2.5
3				1	1	1											2.3
1		1															1.0
12		1		3	3	2		2		1							2.6
2					2												2.5
1					1												2.5
1						1											3.0
43		1		3	2	5	3	3	7	5	13			1			5.1
37		3	1	8	5	8	2	3	1	2	4						3.1
2			1		1												1.9
2		1					1										2.1
1				1													2.0
2	1	1															.6
3	1		2														.9
2		1	1														1.1
22			1	1		2	1	1		3	12	1					6.3
1				1													2.0
5		1		2	1	1											2.0
3		1	2														1.2
1																	
1			1														1.1
2											2						7.2
1				1													1.7

NOTE: Be sure to check for related offense codes when examining a particular type of crime. They may or may not be in sequential order or even on the same page.

# C2 2004 Total Prisoner Population by Minimum Term Distribution — All Offenses: Female Totals Only

Page Four of Ten

C - 69

GRAND TOTALS*		5
VIOLATIONS		ATTEMPTS
ATTEMPTS		Max. Penalty
750.157A	Conspiracy	5
		ATTEMPTS
750.157B2	Solicit to Murder	LIFE
		ATTEMPTS
750.157N1	Financial Transaction Device - Steal/ Retain w/o Consent	4
		ATTEMPTS
750.157N2	Financial Transaction Device - Poss Fraudulent One	4
		ATTEMPTS
750.157P	Financial Transaction Device - Poss w/Intent to Use/Sell	4
		ATTEMPTS
750.157Q	Financial Transaction Device - Illegal Sale/Use	4
		ATTEMPTS
750.159i1	Criminal Enterprise - Conducting	20
		ATTEMPTS
750.165	Refusing to Support Spouse or Children	4
		ATTEMPTS
750.174	Embezzle - Agt, Serv, Emp, Trustee	10
		ATTEMPTS
750.174A4A	Embezzlement - Relationship of Trust Betw \$1K & <\$20K	5
		ATTEMPTS
750.174A5A	Embezzlement - Vulnerable Adult Over \$20K	10
		ATTEMPTS
750.174-B	Embezzlement - Agent or Trustee Over \$100	10
		ATTEMPTS
750.1744A	Embezzlement - Agent or Trustee Betw \$1K & <\$20K	5
		ATTEMPTS
750.1745A	Embezzlement - Agent or Trustee \$20K or More	10
		ATTEMPTS
750.176	Embezzle - Administrator/Executor/ Guardian	10
		ATTEMPTS
750.1814A	Embezzlement - Jointly Held Property Betw \$1K & <\$20K	5
		ATTEMPTS
750.188	Escape - Allowed by Officer/ Guard	LIFE
		ATTEMPTS
750.193	Break, Escape or Attempt to Break, Escape Prison	5
		ATTEMPTS
750.1952	Escape - From Felony Jail Sentence	4
		ATTEMPTS
750.197C	Assault Employee and/or Escape Jail Through Violence	4
		ATTEMPTS

TOTAL	.5	1	1.5	2	2.5	3	3.5	4	4.5	5	10	15	20	25	>25	LIFE	AVG
2,113	32	214	263	368	109	186	55	93	39	114	219	93	82	43	31	169	5.2
2,049	27	202	247	356	101	184	52	92	39	114	219	93	81	43	31	168	5.3
61	5	12	16	12	8	2	3	1					1			1	1.9
2																2	
5						1	1			1			1		1		12.3
16	1	2	9	1	2	1											1.5
1		1															1.0
3		1	1	1													1.2
1			1														1.5
3								1		1	1						5.3
1			1														1.3
2							1			1							4.1
1		1															1.0
1				1													1.7
3						1		1		1							4.0
6		2	1	2				1									1.8
10			3		3	1		1		1	1						3.0
2				1							1						4.5
1			1														1.5
1											1						6.0
7	1	4	1	1													1.1
1			1														1.5
2			1	1													1.6

NOTE: Be sure to check for related offense codes when examining a particular type of crime. They may or may not be in sequential order or even on the same page.

# C2 2004 Total Prisoner Population by Minimum Term Distribution — All Offenses: Female Totals Only

Page Five of Ten

C - 70

GRAND TOTALS* VIOLATIONS ATTEMPTS Max. Penalty		
750.197CA	Assault Prison Employee	4 ATTEMPTS
750.1972	Escape - Awaiting Trial for Felony	4 ATTEMPTS
750.199A	Absconding or Forfeiting Bond	4 ATTEMPTS
750.213	Extortion	20 ATTEMPTS
750.218	False Pretenses w/Int to Defraud	10 ATTEMPTS
750.218-B	False Pretenses - Over \$100	10 ATTEMPTS
750.2184A	False Pretenses - Betw \$1K & <\$20K	5 ATTEMPTS
750.2185A	False Pretenses - \$20K or More	10 ATTEMPTS
750.224F	Weapon - Firearm, Poss by Felon	5 ATTEMPTS
750.227	Carrying Concealed Weapons	5 ATTEMPTS
750.227B	Felony Firearm	10 ATTEMPTS
750.227B-A	Weapons - Felony Firearm	2 ATTEMPTS
750.248	Forgery of Records, Other Instruments	14 ATTEMPTS
750.249	Uttering & Publishing	14 ATTEMPTS
750.253	Uttering & Publishing Counterfeit Bills or Notes	5 ATTEMPTS
750.285	Obtain Personal Identity Info w/o Permission	5 ATTEMPTS
750.316	First Degree Murder	LIFE ATTEMPTS
750.316-A	Murder - First Degree - Premeditated	LIFE ATTEMPTS
750.316-B	Murder - Felony	LIFE ATTEMPTS
750.316-C	Murder - Open - Statutory Short Form	LIFE ATTEMPTS

TOTAL	.5	1	1.5	2	2.5	3	3.5	4	4.5	5	10	15	20	25	>25	LIFE	AVG
2,113	32	214	263	368	109	186	55	93	39	114	219	93	82	43	31	169	5.2
2,049	27	202	247	356	101	184	52	92	39	114	219	93	81	43	31	168	5.3
61	5	12	16	12	8	2	3	1					1			1	1.9
8		3	2	1	1			1									1.7
3		1	1			1											1.7
3			1	2													1.7
6				1		2		1		1	1						4.5
1								1									4.0
3			1		1		1										2.5
6		1	3	1		1											1.7
2			1			1											2.2
6	1		1			3	1										2.3
5	1	2				1	1										1.7
1		1															.7
2				2													2.0
46				46													2.0
31		1	4	9	5	6		2		1	3						2.8
2				1			1										2.6
141		16	32	44	12	21		7		6	3						2.2
16	2	3	4	5	2												1.4
1							1										3.3
5	1	2		1		1											1.3
59																59	
1																1	
35						1										34	2.9
23																23	
12													1	1		10	21.2

NOTE: Be sure to check for related offense codes when examining a particular type of crime. They may or may not be in sequential order or even on the same page.

# C2 2004 Total Prisoner Population by Minimum Term Distribution — All Offenses: Female Totals Only

Page Six of Ten

C - 71

GRAND TOTALS* VIOLATIONS ATTEMPTS Max. Penalty		
750.317	Second Degree Murder	LIFE ATTEMPTS
750.321	Manslaughter	15 ATTEMPTS
750.321-A	Manslaughter - Statutory Short Form	15 ATTEMPTS
750.321-C	Manslaughter - Involuntary	15 ATTEMPTS
750.321-E	Manslaughter with Motor Vehicle	15 ATTEMPTS
750.324	Negligent Homicide	2 ATTEMPTS
750.329	Death - Firearm without Malice	15 ATTEMPTS
750.349	Kidnapping	LIFE ATTEMPTS
750.349A	Prisoner Taking a Hostage	LIFE ATTEMPTS
750.350	Kidnapping - Child Enticement	LIFE ATTEMPTS
750.356	Larceny	10 ATTEMPTS
750.356A2C1	Breaking and Entering - A Vehicle Steal Prop. \$1K - <\$20K	5 ATTEMPTS
750.356C	Retail Fraud - 1st Degree	5 ATTEMPTS
750.3562A	Larceny - \$20,000 or More	10 ATTEMPTS
750.3562B	Larceny - \$1,000 Or More but Less Than \$20,000 - 3rd Offense	10 ATTEMPTS
750.3563A	Larceny - \$1,000 Or More But Less Than \$20,000	5 ATTEMPTS
750.3564A	Larceny - \$200 Or More But Less Than \$1,000	MISD ATTEMPTS
750.357	Larceny from Person	10 ATTEMPTS
750.357B	Firearms - Stealing of Another	5 ATTEMPTS
750.360	Larceny in Building	4 ATTEMPTS

TOTAL	.5	1	1.5	2	2.5	3	3.5	4	4.5	5	10	15	20	25	>25	LIFE	AVG
2,113	32	214	263	368	109	186	55	93	39	114	219	93	82	43	31	169	5.2
2,049	27	202	247	356	101	184	52	92	39	114	219	93	81	43	31	168	5.3
61	5	12	16	12	8	2	3	1					1			1	1.9
219				1		3		1		5	29	47	53	29	26	25	18.8
1													1				20.0
11				1	1			2		2	4	1					6.2
26			1	1	3	3	1	3		6	7	1					5.0
15			1	5			2	1	2	3	1						3.5
1				1													2.0
6							1			1	4						6.6
1				1													2.0
1										1							5.0
9			1							2		1	1		1	3	13.9
1												1					14.5
3	1						1			1							2.9
1						1											3.0
1			1														1.5
96	4	27	20	27	2	10		3	1		2						1.8
1				1													1.7
1							1										3.2
1								1									4.0
2			1	1													1.5
1					1												2.5
15	1	1	4	3		2		3		1							2.3
3			1			1		1									2.8
1											1						10.0
24	1	5	5	7		5		1									1.8
3		1	2														1.1

NOTE: Be sure to check for related offense codes when examining a particular type of crime. They may or may not be in sequential order or even on the same page.

# C2 2004 Total Prisoner Population by Minimum Term Distribution — All Offenses: Female Totals Only

Page Seven of Ten

C - 72

GRAND TOTALS*		
VIOLATIONS		
ATTEMPTS		
Max. Penalty		
750.362A3A	Failure to Return Rented Property Betw \$1K & <\$20K	5 ATTEMPTS
750.3623A	Larceny - By Conversion Betw \$1K and <\$20K	5 ATTEMPTS
750.377A	Malicious Destruction of Personal Property	10 ATTEMPTS
750.377B	Mal Destr. Police or Fire Dept Property	4 ATTEMPTS
750.411A1B	False Report of a Felony	4 ATTEMPTS
750.411A3A	False Report/Threat - Bomb, Harmful Materials	4 ATTEMPTS
750.411i	Stalking - Aggravated	5 ATTEMPTS
750.413	Unlawfully Driving Away an Automobile	5 ATTEMPTS
750.414	Unlawful Use Auto w/o Intent to Steal	2 ATTEMPTS
750.451	Prostitution	2 ATTEMPTS
750.451-B	Prostitution - 3rd Offense	2 ATTEMPTS
750.451-D	Prostitution - 3rd or Subs Offense	2 ATTEMPTS
750.459	Prostitution - Transporting Female (perhaps compel)	20 ATTEMPTS
750.479-B	Police Officer - Resist & Obstruct	2 ATTEMPTS
750.479A3	Police Officer - Fleeing - 3rd Degree	5 ATTEMPTS
750.479B2	Peace Officer - Disarming Firearm	10 ATTEMPTS
750.505-A	Obstruction of Justice	5 ATTEMPTS
750.505-B	Accessory After the Fact to Felony	5 ATTEMPTS
750.520	Criminal Sexual Conduct (CSC)	LIFE ATTEMPTS
750.520B	CSC - 1st Degree - Multiple Variables	LIFE ATTEMPTS

TOTAL	.5	1	1.5	2	2.5	3	3.5	4	4.5	5	10	15	20	25	>25	LIFE	AVG
2,113	32	214	263	368	109	186	55	93	39	114	219	93	82	43	31	169	5.2
2,049	27	202	247	356	101	184	52	92	39	114	219	93	81	43	31	168	5.3
61	5	12	16	12	8	2	3	1					1			1	1.9
1						1											2.7
1						1											3.0
1		1															1.0
3		1	2														1.3
1				1													1.9
1									1								4.3
5			2			2	1										2.4
11		2	1	4	2	2											1.9
3		1	1		1												1.6
1		1															.8
5		2	3														1.2
1			1														1.5
1												1					10.8
3	1	1	1														1.0
5			3	1							1						2.9
1					1												2.5
1											1						6.3
2		1					1										2.1
1											1						5.9
17											3	1	6	3	1	3	18.9

NOTE: Be sure to check for related offense codes when examining a particular type of crime. They may or may not be in sequential order or even on the same page.

# C2 2004 Total Prisoner Population by Minimum Term Distribution — All Offenses: Female Totals Only

Page Eight of Ten

C - 73

GRAND TOTALS* VIOLATIONS ATTEMPTS Max. Penalty		
750.520B1A	CSC - 1st Degree - Person Under 13	LIFE ATTEMPTS
750.520B1B	CSC - 1st Degree - Relationship	LIFE ATTEMPTS
750.520B1D	CSC - 1st Degree - Accomplices	LIFE ATTEMPTS
750.520B1F	CSC - 1st Degree - Personal Injury	LIFE ATTEMPTS
750.520C	CSC - 2nd Degree - Multiple Variables	15 ATTEMPTS
750.520C1A	CSC - 2nd Degree - Person Under 13	15 ATTEMPTS
750.520C1B	CSC - 2nd Degree - Relationship	15 ATTEMPTS
750.520C1C	CSC - 2nd Degree - During Felony	15 ATTEMPTS
750.520C1D	CSC - 2nd Degree - Accomplices	15 ATTEMPTS
750.520D	CSC - 3rd Degree - Multiple Variables	15 ATTEMPTS
750.520D1A	CSC - 3rd Degree - Person 13 Through 15	15 ATTEMPTS
750.520D1B	CSC - 3rd Degree - Force or Coercion	15 ATTEMPTS
750.520D1D	CSC - 3rd Degree - Incest	15 ATTEMPTS
750.520G1	CSC - Assault with Intent to Commit Sexual Penetration	10 ATTEMPTS
750.529	Robbery Armed	LIFE ATTEMPTS
750.529A	Car Jacking	LIFE ATTEMPTS
750.530	Robbery Unarmed	15 ATTEMPTS
750.531	Robbery, Bank/Safe/Vault	LIFE ATTEMPTS
750.531-A	Bank Robbery	LIFE ATTEMPTS
750.535-A	Stolen Property - Receiving & Con- ceal Over \$100 (obsolete)	5 ATTEMPTS

TOTAL	.5	1	1.5	2	2.5	3	3.5	4	4.5	5	10	15	20	25	>25	LIFE	AVG
2,113	32	214	263	368	109	186	55	93	39	114	219	93	82	43	31	169	5.2
2,049	27	202	247	356	101	184	52	92	39	114	219	93	81	43	31	168	5.3
61	5	12	16	12	8	2	3	1					1			1	1.9
25				1						2	9	5	5	3			12.9
1					1						1						2.5
1																	8.0
7							1	1			3	2					9.2
1								1									4.0
3				1		2											2.6
21			2	4	2	2	1	2		5	2		1				4.6
6				2		1		2			1						3.4
1						1											3.0
1							1										3.3
7		2	1					1			3						4.3
21		2	1	6	2	5	1	1		1	2						2.8
1		1															1.0
2						1			1								3.6
2					1						1						4.8
5			3	2													1.5
133		2	1	5	7	7	10	12	15	17	37	10	5		1	4	6.4
1				1													2.0
10			1		2	1	1	1		1	1	1		1			6.4
46		3	8	10	3	4	2	7	1	1	7						3.2
3			1	1	1												1.9
1														1			25.0
12		2		3	2	1		1	1	1	1						3.2
1		1															1.0

NOTE: Be sure to check for related offense codes when examining a particular type of crime. They may or may not be in sequential order or even on the same page.



# C2 2004 Total Prisoner Population by Minimum Term Distribution — All Offenses: Female Totals Only

Page Nine of Ten

C - 74

GRAND TOTALS*		
VIOLATIONS		
ATTEMPTS		
Max. Penalty		
750.5352A	Stolen Property - Rec & Conc \$20K+	10 ATTEMPTS
750.5353A	Stolen Property - Rec & Conc Betw \$1K & <\$20K	5 ATTEMPTS
750.5357	Receiving and Concealing Stolen Automobile	5 ATTEMPTS
750.72	Burning Dwelling House	20 ATTEMPTS
750.72-A	Arson - Dwelling House	20 ATTEMPTS
750.72-B	Arson - Dwelling House Curtilage	20 ATTEMPTS
750.73	Arson - Real Property	10 ATTEMPTS
750.75	Arson - Insured Property	10 ATTEMPTS
750.77	Arson - Preparing to Burn	10 ATTEMPTS
750.81D1	Resist/Obstruct/Assault Peace Officer	2 ATTEMPTS
750.81D2	Resist/Obstruct/Assault Peace Officer - Cause Injury	4 ATTEMPTS
750.814	Domestic Violence 3rd Offense	2 ATTEMPTS
750.82	Felonious Assault	4 ATTEMPTS
750.83	Asslt w/Int to Commit Murder	LIFE ATTEMPTS
750.84	Asslt w/Int Gr Bod Hrm Less Murder	10 ATTEMPTS
750.86	Assault w/Intent to Maim	10 ATTEMPTS
750.88	Asslt w/Intent to Rob & Steal Unarmed	15 ATTEMPTS
750.89	Asslt w/Intent to Rob & Steal Armed	LIFE ATTEMPTS
750.91	Attempt to Murder	LIFE ATTEMPTS
800.2811	Prisons - Furnish Contraband to Prisoner in Prison	5 ATTEMPTS

TOTAL	.5	1	1.5	2	2.5	3	3.5	4	4.5	5	10	15	20	25	>25	LIFE	AVG
2,113	32	214	263	368	109	186	55	93	39	114	219	93	82	43	31	169	5.2
2,049	27	202	247	356	101	184	52	92	39	114	219	93	81	43	31	168	5.3
61	5	12	16	12	8	2	3	1					1			1	1.9
2		1				1											2.0
13	2	6	4			1											1.1
5		3	1	1													1.2
4		1		1						1	1						3.9
17			1	5		4		1	2		3	1					4.3
1			1					1									1.5
1								1									3.8
4			1			2				1							3.1
1	1																.5
1										1							5.0
1	1																.5
9		3	6														1.1
1						1											3.0
1		1															1.0
36	1	9	10	10	1	3		2									1.6
2		1	1														1.1
37						2	1	1	1	3	10	12	2	4	1		11.8
60	1	4	7	16	3	11	2	4	1	9	2						2.7
4			2	1			1										1.9
1				1													1.9
6			1	1		1					3						4.3
29				2	8		4	3	1	1	5	5					5.5
6								1			4					1	7.5
1			1														1.3

NOTE: Be sure to check for related offense codes when examining a particular type of crime. They may or may not be in sequential order or even on the same page.

## C2 2004 Total Prisoner Population by Minimum Term Distribution — All Offenses: Female Totals Only

Page Ten of Ten

GRAND TOTALS*		
VIOLATIONS		
ATTEMPTS		
Max. Penalty		
800.2813	Prisons - Bringing Contraband Into	5
	ATTEMPTS	
800.2814	Prisons - Prisoner Possessing	5
	Contraband	
	ATTEMPTS	
801.2632	Jails - Prisoner Possessing	5
	Contraband	
	ATTEMPTS	

TOTAL	.5	1	1.5	2	2.5	3	3.5	4	4.5	5	10	15	20	25	>25	LIFE	AVG
2,113	32	214	263	368	109	186	55	93	39	114	219	93	82	43	31	169	5.2
2,049	27	202	247	356	101	184	52	92	39	114	219	93	81	43	31	168	5.3
61	5	12	16	12	8	2	3	1					1			1	1.9
1								1									4.0
1			1														1.2
1		1															1.0

**NOTES:** Be sure to check for related offense codes when examining a particular type of crime. They may or may not be in sequential order or even on the same page.

\*Sentences with Insufficient Information = 3

Total Prisoner Population includes prisoners in institutions, camps, the SAI - Prison program and Community Residential Programs.  
Largest minimum term is reported.

When minimum terms exceed maximum penalties, that may be due to anomalies in criminal justice practices, habitualized offenses, database errors, etc.

Each minimum term category is rounded up from the preceding category (for example, the ten-year category includes all minimums longer than five years up to exactly ten years).

Minimum term averages are based on raw data (with life sentences excluded from the calculations).

SOURCE: Corrections Management Information System (CMIS).

# C3a Age Breakdown of Total Prisoner Population by Location as of December 2004

Page One of Three

C - 76

INSTITUTION	< 20	20-24	25-29	30-34	35-39	40-44	45-49	50-54	55-59	60-64	65-69	70-74	75-79	80+	MED AGE	AVG AGE	COUNT
Alger Max Corr Fac	1 0.2%	49 9.3%	130 24.7%	97 18.4%	101 19.2%	77 14.6%	30 5.7%	22 4.2%	15 2.8%	3 0.6%	1 0.2%	1 0.2%			33	34.9	527
Baraga Max Corr Fac		108 13.0%	200 24.1%	159 19.2%	119 14.4%	120 14.5%	63 7.6%	35 4.2%	12 1.4%	5 0.6%	8 1.0%				33	34.5	829
Bellamy Creek Corr Fac	13 0.7%	448 24.6%	400 22.0%	276 15.2%	250 13.7%	213 11.7%	119 6.5%	58 3.2%	27 1.5%	11 0.6%	5 0.3%				31	32.4	1,820
Boyer Road Corr Fac	3 0.3%	76 8.1%	159 17.0%	171 18.2%	173 18.4%	118 12.6%	116 12.4%	67 7.1%	23 2.5%	18 1.9%	9 1.0%	2 0.2%	3 0.3%		36	37.5	938
Carson City Corr Fac	2 0.2%	179 14.6%	238 19.4%	228 18.6%	157 12.8%	148 12.1%	123 10.0%	72 5.9%	44 3.6%	26 2.1%	7 0.6%	1 0.1%		2 0.2%	34	35.9	1,227
Chippewa Corr Facility	15 1.3%	231 20.7%	278 24.9%	168 15.1%	164 14.7%	113 10.1%	74 6.6%	40 3.6%	25 2.2%	5 0.4%	1 0.1%	1 0.1%			30	32.7	1,115
Cooper St. Corr Facility	6 0.5%	123 9.9%	171 13.8%	187 15.1%	217 17.5%	198 16.0%	143 11.6%	90 7.3%	48 3.9%	26 2.1%	16 1.3%	6 0.5%	5 0.4%	1 0.1%	38	38.3	1,237
Deerfield Corr Fac	11 1.2%	128 13.5%	122 12.9%	122 12.9%	145 15.3%	158 16.6%	106 11.2%	73 7.7%	41 4.3%	22 2.3%	10 1.1%	7 0.7%	2 0.2%	2 0.2%	37	38.1	949
Earnest C. Brooks Corr	1 0.1%	160 13.1%	222 18.2%	196 16.0%	174 14.2%	202 16.5%	116 9.5%	76 6.2%	43 3.5%	23 1.9%	7 0.6%	1 0.1%	2 0.2%		36	36.6	1,223
Egeler Reception & Guid	68 4.5%	242 15.9%	236 15.5%	228 15.0%	220 14.5%	201 13.2%	138 9.1%	71 4.7%	41 2.7%	27 1.8%	18 1.2%	15 1.0%	12 0.8%	3 0.2%	34	35.8	1,520
Female Camps	1 0.2%	68 14.7%	84 18.2%	85 18.4%	97 21.0%	65 14.1%	41 8.9%	12 2.6%	6 1.3%	3 0.6%					34	34.4	462
Female Elec. Monitoring			4 19.0%	6 28.6%	4 19.0%	2 9.5%	1 4.8%	3 14.3%	1 4.8%						36	38.0	21
Female Residential Ctrs			4 33.3%	1 8.3%	1 8.3%	3 25.0%	2 16.7%	1 8.3%							39.5	37.8	12
Florence Crane Corr Fac	7 0.7%	79 8.2%	119 12.4%	126 13.2%	144 15.0%	169 17.6%	152 15.9%	86 9.0%	40 4.2%	12 1.3%	9 0.9%	11 1.1%	1 0.1%	3 0.3%	40	39.6	958
G. Robert Cotton Corr	13 0.8%	174 10.2%	203 11.9%	252 14.8%	264 15.5%	271 15.9%	218 12.8%	139 8.2%	70 4.1%	41 2.4%	33 1.9%	17 1.0%	6 0.4%	2 0.1%	38	39.2	1,703
Gus Harrison Corr Fac	8 0.7%	129 11.5%	183 16.4%	178 15.9%	169 15.1%	181 16.2%	129 11.5%	81 7.2%	34 3.0%	12 1.1%	9 0.8%	3 0.3%	2 0.2%		37	37.0	1,118
Hiawatha Corr Fac	3 0.3%	86 9.0%	138 14.4%	143 14.9%	165 17.2%	168 17.5%	125 13.0%	63 6.6%	33 3.4%	18 1.9%	11 1.1%	5 0.5%	2 0.2%		38	38.4	960
Huron Valley Female Ctr.		3 16.7%	1 5.6%	4 22.2%		4 22.2%	2 11.1%	2 11.1%	2 11.1%						40.5	38.8	18
Huron Valley Men's Corr	9 2.2%	41 9.8%	54 12.9%	51 12.2%	64 15.3%	54 12.9%	63 15.1%	37 8.9%	21 5.0%	11 2.6%	7 1.7%	3 0.7%	1 0.2%	2 0.5%	39	39.5	418
Huron Valley Women's Corr	5 0.6%	74 9.3%	111 13.9%	109 13.6%	156 19.5%	169 21.1%	85 10.6%	56 7.0%	17 2.1%	12 1.5%	5 0.6%		1 0.1%		38	37.6	800
Ionia Max Corr Fac		52 8.5%	92 15.0%	127 20.8%	112 18.3%	105 17.2%	50 8.2%	50 8.2%	10 1.6%	10 1.6%	4 0.7%				36	37.0	612
Kinross Corr Fac	9 0.8%	108 9.0%	162 13.5%	189 15.8%	201 16.8%	194 16.2%	134 11.2%	92 7.7%	57 4.8%	32 2.7%	17 1.4%	3 0.3%	1 0.1%		38	38.6	1,199

# C3a Age Breakdown of Total Prisoner Population by Location as of December 2004

Page Two of Three

C - 77

INSTITUTION	< 20	20-24	25-29	30-34	35-39	40-44	45-49	50-54	55-59	60-64	65-69	70-74	75-79	80+	MED AGE	AVG AGE	COUNT
Lakeland Corr Fac	7 0.6%	95 7.6%	153 12.2%	200 16.0%	202 16.2%	157 12.6%	153 12.2%	104 8.3%	58 4.6%	46 3.7%	30 2.4%	25 2.0%	9 0.7%	10 0.8%	39	40.8	1,249
Macomb Corr Fac	9 0.7%	137 11.2%	191 15.7%	215 17.6%	185 15.2%	183 15.0%	139 11.4%	87 7.1%	47 3.9%	19 1.6%	3 0.2%	4 0.3%		1 0.1%	36	37.1	1,220
Male Camps	26 1.0%	468 18.6%	579 23.0%	492 19.5%	398 15.8%	276 11.0%	174 6.9%	68 2.7%	26 1.0%	8 0.3%	1	1			32	32.7	2,517
Male Elec. Monitoring	1 0.6%	24 13.3%	39 21.5%	37 20.4%	22 12.2%	23 12.7%	11 6.1%	19 10.5%	5 2.8%						33	35.1	181
Male Residential Ctrs		8 15.7%	5 9.8%	8 15.7%	8 15.7%	10 19.6%	4 7.8%	4 7.8%	3 5.9%		1 2.0%				36	37.9	51
Marquette Branch Prison	10 1.0%	102 10.0%	164 16.0%	173 16.9%	141 13.8%	166 16.2%	105 10.2%	76 7.4%	45 4.4%	28 2.7%	7 0.7%	4 0.4%	2 0.2%	2 0.2%	37	37.8	1,025
Michigan Youth Corr	480 100.0%														19	18.3	480
Mid-Mich Corr Fac	5 0.5%	87 9.2%	163 17.3%	138 14.6%	157 16.6%	152 16.1%	117 12.4%	69 7.3%	29 3.1%	13 1.4%	7 0.7%	3 0.3%	3 0.3%		37	37.6	943
Mound Corr Fac	4 0.4%	78 7.5%	139 13.3%	204 19.6%	189 18.1%	151 14.5%	126 12.1%	82 7.9%	35 3.4%	16 1.5%	10 1.0%	5 0.5%	2 0.2%	1 0.1%	37	38.2	1,042
Muskegon Corr Fac	6 0.5%	87 6.6%	204 15.5%	205 15.5%	196 14.9%	229 17.4%	153 11.6%	118 8.9%	76 5.8%	31 2.4%	7 0.5%	6 0.5%		1 0.1%	39	39.1	1,319
Newberry Corr Fac	15 1.6%	150 16.2%	175 18.9%	139 15.0%	134 14.5%	139 15.0%	82 8.9%	56 6.1%	22 2.4%	11 1.2%	2 0.2%				34	35.0	925
Oaks Corr Fac	7 0.9%	143 17.6%	174 21.4%	148 18.2%	125 15.4%	86 10.6%	61 7.5%	42 5.2%	16 2.0%	7 0.9%	1 0.1%	2 0.2%	1 0.1%		32	33.9	813
Ojibway Corr Fac	23 2.4%	198 20.7%	170 17.8%	155 16.2%	158 16.5%	124 13.0%	76 8.0%	32 3.4%	13 1.4%	5 0.5%	1 0.1%				32	33.2	955
Parnall Corr Fac	3 0.2%	108 8.3%	149 11.5%	180 13.9%	185 14.3%	196 15.1%	176 13.6%	119 9.2%	83 6.4%	46 3.5%	29 2.2%	7 0.5%	12 0.9%	5 0.4%	40	41.0	1,298
Parr Highway Corr Fac	5 0.5%	94 9.9%	139 14.6%	151 15.8%	164 17.2%	141 14.8%	115 12.1%	86 9.0%	31 3.3%	14 1.5%	9 0.9%	4 0.4%			37	37.9	953
Pine River Corr Fac	14 1.5%	108 11.3%	148 15.5%	139 14.5%	172 18.0%	151 15.8%	98 10.3%	61 6.4%	28 2.9%	24 2.5%	11 1.2%	2 0.2%			37	37.2	956
Pugsley Corr Fac	10 1.1%	106 11.3%	133 14.1%	181 19.2%	150 15.9%	155 16.5%	111 11.8%	55 5.8%	21 2.2%	13 1.4%	4 0.4%	2 0.2%	1 0.1%		36	36.6	942
Rich. A. Handlon MTU	64 5.0%	914 70.8%	268 20.8%	22 1.7%	7 0.5%	6 0.5%	7 0.5%	2 0.2%	1 0.1%						23	23.3	1,291
Riverside Corr Fac	5 0.4%	82 7.0%	152 13.0%	179 15.4%	173 14.8%	219 18.8%	164 14.1%	101 8.7%	56 4.8%	20 1.7%	9 0.8%	5 0.4%	1 0.1%		39	39.3	1,166
Robert Scott Corr Fac	13 1.5%	95 11.0%	144 16.7%	152 17.6%	150 17.4%	136 15.8%	89 10.3%	46 5.3%	22 2.5%	8 0.9%	6 0.7%	2 0.2%			36	36.2	863
Ryan Corr Fac	6 0.6%	79 7.6%	137 13.1%	203 19.4%	185 17.7%	160 15.3%	122 11.7%	77 7.4%	46 4.4%	18 1.7%	4 0.4%	3 0.3%	2 0.2%	2 0.2%	37	38.3	1,044
Saginaw Corr Fac	8 0.5%	199 13.5%	297 20.1%	260 17.6%	218 14.8%	189 12.8%	130 8.8%	89 6.0%	48 3.3%	25 1.7%	12 0.8%	1 0.1%			34	35.8	1,476

# C3a Age Breakdown of Total Prisoner Population by Location as of December 2004

Page Three of Three

INSTITUTION	< 20	20-24	25-29	30-34	35-39	40-44	45-49	50-54	55-59	60-64	65-69	70-74	75-79	80+	MED AGE	AVG AGE	COUNT
Southern MI Corr Fac	14 1.0%	136 9.6%	167 11.8%	179 12.6%	214 15.1%	207 14.6%	195 13.8%	123 8.7%	94 6.6%	53 3.7%	24 1.7%	8 0.6%	2 0.1%	1 0.1%	39	40.0	1,417
St. Louis Corr Fac	15 1.3%	331 27.6%	258 21.5%	195 16.3%	151 12.6%	120 10.0%	66 5.5%	36 3.0%	11 0.9%	10 0.8%	3 0.3%	3 0.3%			29	31.8	1,199
Standish Max Corr Fac	1 0.2%	66 13.6%	104 21.5%	76 15.7%	80 16.5%	84 17.4%	38 7.9%	17 3.5%	12 2.5%	3 0.6%	2 0.4%		1 0.2%		34	35.1	484
Straits Corr Facility	13 1.4%	115 12.1%	118 12.4%	127 13.3%	159 16.7%	162 17.0%	123 12.9%	70 7.3%	38 4.0%	22 2.3%	5 0.5%	1 0.1%			38	37.8	953
Thumb Corr Fac	10 0.9%	158 13.7%	177 15.4%	181 15.7%	147 12.7%	162 14.1%	137 11.9%	91 7.9%	54 4.7%	21 1.8%	9 0.8%	5 0.4%	1 0.1%		36	37.2	1,153
West Shoreline Corr Fac	1 0.1%	73 7.6%	102 10.6%	148 15.4%	140 14.6%	164 17.1%	122 12.7%	77 8.0%	65 6.8%	36 3.8%	17 1.8%	7 0.7%	6 0.6%	1 0.1%	40	40.7	959
Total	950 2.0%	6,799 14.0%	7,960 16.4%	7,590 15.6%	7,307 15.1%	6,881 14.2%	4,924 10.1%	3,033 6.2%	1,595 3.3%	814 1.7%	391 0.8%	176 0.4%	81 0.2%	39 0.1%	35	36.3	48,831*

SOURCE: Corrections Management Information System (CMIS).

\*Cases with insufficient information = 291 (excluded from calculations).

# C3b Age Breakdown of White Prisoner Population by Location as of December 2004

Page One of Three

C - 79

INSTITUTION	< 20	20-24	25-29	30-34	35-39	40-44	45-49	50-54	55-59	60-64	65-69	70-74	75-79	80+	MED AGE	AVG AGE	COUNT
Alger Max Corr Fac		13 10.8%	23 19.2%	22 18.3%	18 15.0%	22 18.3%	7 5.8%	3 2.5%	9 7.5%	1 0.8%	1 0.8%	1 0.8%			36.5	36.6	120
Baraga Max Corr Fac		37 16.2%	53 23.2%	39 17.1%	31 13.6%	30 13.2%	20 8.8%	9 3.9%	5 2.2%	2 0.9%	2 0.9%				33	34.5	228
Bellamy Creek Corr Fac	4 0.6%	172 25.7%	128 19.1%	100 14.9%	86 12.8%	92 13.7%	44 6.6%	24 3.6%	11 1.6%	6 0.9%	3 0.4%				31	32.9	670
Boyer Road Corr Fac		40 8.5%	77 16.5%	67 14.3%	88 18.8%	68 14.5%	55 11.8%	34 7.3%	16 3.4%	12 2.6%	7 1.5%	2 0.4%	2 0.4%		37	38.5	468
Carson City Corr Fac	2 0.4%	71 14.2%	74 14.8%	76 15.2%	66 13.2%	73 14.6%	62 12.4%	32 6.4%	24 4.8%	15 3.0%	3 0.6%	1 0.2%		1 0.2%	37	37.6	500
Chippewa Corr Facility	6 1.4%	92 21.3%	112 26.0%	60 13.9%	59 13.7%	40 9.3%	25 5.8%	19 4.4%	14 3.2%	3 0.7%		1 0.2%			30	32.8	431
Cooper St. Corr Facility	1 0.2%	65 10.1%	78 12.1%	90 14.0%	99 15.4%	110 17.1%	83 12.9%	46 7.2%	29 4.5%	18 2.8%	13 2.0%	6 0.9%	4 0.6%	1 0.2%	39	39.6	643
Deerfield Corr Fac	4 0.9%	62 13.2%	54 11.5%	57 12.2%	67 14.3%	80 17.1%	59 12.6%	32 6.8%	23 4.9%	16 3.4%	6 1.3%	6 1.3%	2 0.4%	1 0.2%	39	39.1	469
Earnest C. Brooks Corr		68 12.8%	83 15.6%	73 13.7%	72 13.5%	90 16.9%	67 12.6%	40 7.5%	18 3.4%	16 3.0%	4 0.8%		1 0.2%		38	37.8	532
Egeler Reception & Guid	35 4.9%	107 15.1%	99 14.0%	103 14.5%	105 14.8%	96 13.5%	63 8.9%	26 3.7%	21 3.0%	19 2.7%	14 2.0%	10 1.4%	8 1.1%	3 0.4%	35	36.8	709
Female Camps	1 0.6%	30 18.0%	28 16.8%	25 15.0%	38 22.8%	29 17.4%	11 6.6%	3 1.8%	1 0.6%	1 0.6%					34	33.8	167
Female Elec. Monitoring			2 18.2%	3 27.3%	3 27.3%	1 9.1%		2 18.2%							36	37.0	11
Female Residential Ctrs			1 16.7%	1 16.7%		3 50.0%		1 16.7%							40.5	39.5	6
Florence Crane Corr Fac	6 1.1%	46 8.5%	58 10.7%	57 10.5%	76 14.0%	103 19.0%	98 18.1%	49 9.1%	21 3.9%	9 1.7%	6 1.1%	8 1.5%	1 0.2%	3 0.6%	41	40.4	541
G. Robert Cotton Corr	7 0.9%	88 11.0%	78 9.7%	109 13.6%	107 13.3%	131 16.3%	114 14.2%	56 7.0%	41 5.1%	28 3.5%	26 3.2%	11 1.4%	5 0.6%	2 0.2%	40	40.5	803
Gus Harrison Corr Fac	4 0.8%	59 11.7%	74 14.6%	74 14.6%	73 14.4%	87 17.2%	59 11.7%	39 7.7%	19 3.8%	7 1.4%	8 1.6%	1 0.2%	2 0.4%		37	37.9	506
Hiawatha Corr Fac	3 0.5%	56 9.2%	85 14.0%	77 12.6%	97 15.9%	106 17.4%	86 14.1%	45 7.4%	23 3.8%	16 2.6%	8 1.3%	5 0.8%	2 0.3%		39	39.1	609
Huron Valley Female Ctr.		1 16.7%	1 16.7%			3 50.0%		1 16.7%							40.5	37.7	6
Huron Valley Men's Corr	6 3.9%	18 11.7%	18 11.7%	14 9.1%	24 15.6%	20 13.0%	20 13.0%	13 8.4%	6 3.9%	8 5.2%	4 2.6%	2 1.3%	1 0.6%		39	39.8	154
Huron Valley Women's Corr	4 1.0%	43 10.7%	56 13.9%	48 11.9%	81 20.1%	93 23.1%	38 9.5%	21 5.2%	9 2.2%	6 1.5%	2 0.5%		1 0.2%		38	37.1	402
Ionia Max Corr Fac		22 11.5%	31 16.1%	30 15.6%	34 17.7%	35 18.2%	13 6.8%	18 9.4%	5 2.6%	3 1.6%	1 0.5%				36	37.1	192
Kinross Corr Fac	6 0.8%	73 10.3%	89 12.6%	96 13.6%	105 14.9%	112 15.8%	87 12.3%	58 8.2%	41 5.8%	23 3.3%	13 1.8%	3 0.4%	1 0.1%		39	39.4	707

# C3b Age Breakdown of White Prisoner Population by Location as of December 2004

Page Two of Three

C - 80

INSTITUTION	< 20	20-24	25-29	30-34	35-39	40-44	45-49	50-54	55-59	60-64	65-69	70-74	75-79	80+	MED AGE	AVG AGE	COUNT
Lakeland Corr Fac	1 0.2%	44 7.1%	71 11.4%	90 14.4%	99 15.9%	82 13.2%	78 12.5%	52 8.3%	25 4.0%	29 4.7%	17 2.7%	21 3.4%	7 1.1%	7 1.1%	40	42.2	623
Macomb Corr Fac	3 0.7%	48 11.5%	69 16.5%	50 12.0%	65 15.6%	74 17.7%	52 12.4%	25 6.0%	19 4.5%	8 1.9%	2 0.5%	3 0.7%			37	37.7	418
Male Camps	14 1.4%	179 17.4%	217 21.1%	170 16.6%	168 16.4%	140 13.6%	87 8.5%	32 3.1%	12 1.2%	7 0.7%		1 0.1%			33	33.6	1,027
Male Elec. Monitoring		14 17.3%	10 12.3%	8 9.9%	16 19.8%	15 18.5%	7 8.6%	8 9.9%	3 3.7%						38	36.8	81
Male Residential Ctrs		4 16.7%	3 12.5%	3 12.5%	2 8.3%	6 25.0%	2 8.3%	2 8.3%	1 4.2%		1 4.2%				38.5	38.5	24
Marquette Branch Prison	3 0.7%	49 11.3%	54 12.5%	56 13.0%	45 10.4%	74 17.1%	46 10.6%	42 9.7%	27 6.3%	23 5.3%	5 1.2%	4 0.9%	2 0.5%	2 0.5%	40	40.1	432
Michigan Youth Corr	171 100.0%														19	18.4	171
Mid-Mich Corr Fac	1 0.2%	54 9.9%	98 17.9%	70 12.8%	80 14.6%	81 14.8%	78 14.2%	46 8.4%	19 3.5%	10 1.8%	5 0.9%	3 0.5%	3 0.5%		38	38.3	548
Mound Corr Fac	1 0.3%	27 9.4%	37 12.9%	39 13.6%	55 19.2%	50 17.4%	38 13.2%	17 5.9%	7 2.4%	7 2.4%	6 2.1%	2 0.7%	1 0.3%		38	38.7	287
Muskegon Corr Fac	3 0.5%	38 6.5%	78 13.4%	85 14.6%	85 14.6%	103 17.7%	64 11.0%	51 8.8%	47 8.1%	17 2.9%	6 1.0%	5 0.9%			40	40.1	582
Newberry Corr Fac	3 0.8%	54 15.2%	71 19.9%	57 16.0%	48 13.5%	47 13.2%	35 9.8%	23 6.5%	12 3.4%	4 1.1%	2 0.6%				34	35.4	356
Oaks Corr Fac	2 0.9%	41 17.9%	39 17.0%	33 14.4%	39 17.0%	33 14.4%	17 7.4%	16 7.0%	2 0.9%	3 1.3%	1 0.4%	2 0.9%	1 0.4%		34	35.2	229
Ojibway Corr Fac	12 3.3%	70 19.1%	65 17.8%	61 16.7%	54 14.8%	52 14.2%	28 7.7%	14 3.8%	8 2.2%	1 0.3%	1 0.3%				32	33.5	366
Parnall Corr Fac	1 0.1%	52 7.2%	74 10.3%	84 11.7%	104 14.5%	107 14.9%	99 13.8%	67 9.3%	53 7.4%	32 4.5%	26 3.6%	6 0.8%	11 1.5%	2 0.3%	42	42.5	718
Parr Highway Corr Fac	2 0.4%	48 9.5%	70 13.9%	74 14.7%	77 15.2%	81 16.0%	62 12.3%	50 9.9%	20 4.0%	10 2.0%	8 1.6%	3 0.6%			38	38.8	505
Pine River Corr Fac	5 1.0%	57 11.2%	68 13.4%	79 15.6%	89 17.5%	80 15.7%	55 10.8%	28 5.5%	17 3.3%	19 3.7%	9 1.8%	2 0.4%			38	38.1	508
Pugsley Corr Fac	9 1.8%	60 11.7%	71 13.9%	87 17.0%	68 13.3%	86 16.8%	67 13.1%	32 6.3%	15 2.9%	10 2.0%	4 0.8%	2 0.4%	1 0.2%		36	37.3	512
Rich. A. Handlon MTU	34 5.4%	431 68.8%	123 19.6%	18 2.9%	6 1.0%	4 0.6%	7 1.1%	2 0.3%	1 0.2%						23	23.7	626
Riverside Corr Fac	2 0.4%	38 7.1%	67 12.5%	88 16.4%	77 14.3%	97 18.1%	66 12.3%	49 9.1%	29 5.4%	13 2.4%	7 1.3%	4 0.7%			39	39.6	537
Robert Scott Corr Fac	5 1.2%	45 11.2%	60 15.0%	70 17.5%	70 17.5%	65 16.2%	37 9.2%	26 6.5%	13 3.2%	4 1.0%	4 1.0%	2 0.5%			36	36.8	401
Ryan Corr Fac	4 1.5%	29 11.0%	29 11.0%	51 19.3%	38 14.4%	46 17.4%	35 13.3%	13 4.9%	11 4.2%	5 1.9%	1 0.4%	2 0.8%			37	37.7	264
Saginaw Corr Fac		82 13.4%	103 16.8%	93 15.1%	94 15.3%	90 14.7%	56 9.1%	43 7.0%	28 4.6%	14 2.3%	10 1.6%	1 0.2%			36	37.3	614

# C3b Age Breakdown of White Prisoner Population by Location as of December 2004

Page Three of Three

INSTITUTION	< 20	20-24	25-29	30-34	35-39	40-44	45-49	50-54	55-59	60-64	65-69	70-74	75-79	80+	MED AGE	AVG AGE	COUNT
Southern MI Corr Fac	7 1.2%	53 9.2%	68 11.9%	60 10.5%	90 15.7%	93 16.2%	78 13.6%	40 7.0%	40 7.0%	26 4.5%	11 1.9%	4 0.7%	2 0.3%	1 0.2%	40	40.5	573
St. Louis Corr Fac	4 1.1%	92 26.0%	70 19.8%	47 13.3%	43 12.1%	45 12.7%	24 6.8%	11 3.1%	7 2.0%	7 2.0%	1 0.3%	3 0.8%			31	33.4	354
Standish Max Corr Fac	1 0.5%	35 17.7%	32 16.2%	33 16.7%	30 15.2%	39 19.7%	13 6.6%	5 2.5%	6 3.0%	2 1.0%	1 0.5%		1 0.5%		34	35.0	198
Straits Corr Facility	5 1.0%	49 10.1%	55 11.4%	50 10.3%	74 15.3%	89 18.4%	68 14.0%	43 8.9%	29 6.0%	19 3.9%	3 0.6%				40	39.5	484
Thumb Corr Fac	3 0.6%	59 11.8%	58 11.6%	68 13.6%	71 14.2%	84 16.8%	75 15.0%	40 8.0%	19 3.8%	14 2.8%	7 1.4%	2 0.4%	1 0.2%		39	38.8	501
West Shoreline Corr Fac	1 0.2%	46 7.2%	58 9.0%	105 16.4%	88 13.7%	104 16.2%	78 12.2%	51 8.0%	54 8.4%	28 4.4%	16 2.5%	7 1.1%	5 0.8%		40	41.6	641
Total	386 1.8%	2,961 13.8%	3,120 14.5%	2,950 13.8%	3,104 14.5%	3,291 15.3%	2,363 11.0%	1,399 6.5%	860 4.0%	521 2.4%	275 1.3%	136 0.6%	65 0.3%	23 0.1%	37	37.5	21,454

SOURCE: Corrections Management Information System (CMIS).



# C3c Age Breakdown of Non-White Prisoner Population by Location as of December 2004

Page One of Three

C - 82

INSTITUTION	< 20	20-24	25-29	30-34	35-39	40-44	45-49	50-54	55-59	60-64	65-69	70-74	75-79	80+	MED AGE	AVG AGE	COUNT
Alger Max Corr Fac	1 0.2%	36 8.8%	107 26.3%	75 18.4%	83 20.4%	55 13.5%	23 5.7%	19 4.7%	6 1.5%	2 0.5%					33	34.4	407
Baraga Max Corr Fac		71 11.8%	147 24.5%	120 20.0%	88 14.6%	90 15.0%	43 7.2%	26 4.3%	7 1.2%	3 0.5%	6 1.0%				33	34.5	601
Bellamy Creek Corr Fac	9 0.8%	276 24.0%	272 23.7%	176 15.3%	164 14.3%	121 10.5%	75 6.5%	34 3.0%	16 1.4%	5 0.4%	2 0.2%				30	32.2	1,150
Boyer Road Corr Fac	3 0.6%	36 7.7%	82 17.4%	104 22.1%	85 18.1%	50 10.6%	61 13.0%	33 7.0%	7 1.5%	6 1.3%	2 0.4%		1 0.2%		35	36.6	470
Carson City Corr Fac		108 14.9%	164 22.6%	152 20.9%	91 12.5%	75 10.3%	61 8.4%	40 5.5%	20 2.8%	11 1.5%	4 0.6%			1 0.1%	32	34.8	727
Chippewa Corr Facility	9 1.3%	139 20.3%	166 24.3%	108 15.8%	105 15.4%	73 10.7%	49 7.2%	21 3.1%	11 1.6%	2 0.3%	1 0.1%				31	32.6	684
Cooper St. Corr Facility	5 0.8%	58 9.8%	93 15.7%	97 16.3%	118 19.9%	88 14.8%	60 10.1%	44 7.4%	19 3.2%	8 1.3%	3 0.5%		1 0.2%		36	36.9	594
Deerfield Corr Fac	7 1.5%	66 13.8%	68 14.2%	65 13.5%	78 16.3%	78 16.3%	47 9.8%	41 8.5%	18 3.8%	6 1.3%	4 0.8%	1 0.2%		1 0.2%	37	37.1	480
Earnest C. Brooks Corr	1 0.1%	92 13.3%	139 20.1%	123 17.8%	102 14.8%	112 16.2%	49 7.1%	36 5.2%	25 3.6%	7 1.0%	3 0.4%	1 0.1%	1 0.1%		34	35.7	691
Egeler Reception & Guid	33 4.1%	135 16.6%	137 16.9%	125 15.4%	115 14.2%	105 12.9%	75 9.2%	45 5.5%	20 2.5%	8 1.0%	4 0.5%	5 0.6%	4 0.5%		34	35.0	811
Female Camps		38 12.9%	56 19.0%	60 20.3%	59 20.0%	36 12.2%	30 10.2%	9 3.1%	5 1.7%	2 0.7%					34	34.8	295
Female Elec. Monitoring			2 20.0%	3 30.0%	1 10.0%	1 10.0%	1 10.0%	1 10.0%	1 10.0%						36.5	39.1	10
Female Residential Ctrs			3 50.0%		1 16.7%		2 33.3%								34	36.0	6
Florence Crane Corr Fac	1 0.2%	33 7.9%	61 14.6%	69 16.5%	68 16.3%	66 15.8%	54 12.9%	37 8.9%	19 4.6%	3 0.7%	3 0.7%	3 0.7%			38	38.5	417
G. Robert Cotton Corr	6 0.7%	86 9.6%	125 13.9%	143 15.9%	157 17.4%	140 15.6%	104 11.6%	83 9.2%	29 3.2%	13 1.4%	7 0.8%	6 0.7%	1 0.1%		37	38.0	900
Gus Harrison Corr Fac	4 0.7%	70 11.4%	109 17.8%	104 17.0%	96 15.7%	94 15.4%	70 11.4%	42 6.9%	15 2.5%	5 0.8%	1 0.2%	2 0.3%			36	36.3	612
Hiawatha Corr Fac		30 8.5%	53 15.1%	66 18.8%	68 19.4%	62 17.7%	39 11.1%	18 5.1%	10 2.8%	2 0.6%	3 0.9%				37	37.0	351
Huron Valley Female Ctr.		2 16.7%		4 33.3%		1 8.3%	2 16.7%	1 8.3%	2 16.7%						37	39.4	12
Huron Valley Men's Corr	3 1.1%	23 8.7%	36 13.6%	37 14.0%	40 15.2%	34 12.9%	43 16.3%	24 9.1%	15 5.7%	3 1.1%	3 1.1%	1 0.4%		2 0.8%	39	39.3	264
Huron Valley Women's Corr	1 0.3%	31 7.8%	55 13.8%	61 15.3%	75 18.8%	76 19.1%	47 11.8%	35 8.8%	8 2.0%	6 1.5%	3 0.8%				38	38.1	398
Ionia Max Corr Fac		30 7.1%	61 14.5%	97 23.1%	78 18.6%	70 16.7%	37 8.8%	32 7.6%	5 1.2%	7 1.7%	3 0.7%				36	37.0	420
Kinross Corr Fac	3 0.6%	35 7.1%	73 14.8%	93 18.9%	96 19.5%	82 16.7%	47 9.6%	34 6.9%	16 3.3%	9 1.8%	4 0.8%				36.5	37.6	492

# C3c Age Breakdown of Non-White Prisoner Population by Location as of December 2004

Page Two of Three

C - 83

INSTITUTION	< 20	20-24	25-29	30-34	35-39	40-44	45-49	50-54	55-59	60-64	65-69	70-74	75-79	80+	MED AGE	AVG AGE	COUNT
Lakeland Corr Fac	6 1.0%	51 8.1%	82 13.1%	110 17.6%	103 16.5%	75 12.0%	75 12.0%	52 8.3%	33 5.3%	17 2.7%	13 2.1%	4 0.6%	2 0.3%	3 0.5%	38	39.4	626
Macomb Corr Fac	6 0.7%	89 11.1%	122 15.2%	165 20.6%	120 15.0%	109 13.6%	87 10.8%	62 7.7%	28 3.5%	11 1.4%	1 0.1%	1 0.1%		1 0.1%	35	36.8	802
Male Camps	12 0.8%	289 19.4%	362 24.3%	322 21.6%	230 15.4%	136 9.1%	87 5.8%	36 2.4%	14 0.9%	1 0.1%	1 0.1%				31	32.0	1,490
Male Elec. Monitoring	1 0.1%	10 10.0%	29 29.0%	29 29.0%	6 6.0%	8 8.0%	4 4.0%	11 11.0%	2 2.0%						31	33.7	100
Male Residential Ctrs		4 14.8%	2 7.4%	5 18.5%	6 22.2%	4 14.8%	2 7.4%	2 7.4%	2 7.4%						36	37.3	27
Marquette Branch Prison	7 1.2%	53 8.9%	110 18.5%	117 19.7%	96 16.2%	92 15.5%	59 9.9%	34 5.7%	18 3.0%	5 0.8%	2 0.3%				35	36.1	593
Michigan Youth Corr	309 100.0%														19	18.3	309
Mid-Mich Corr Fac	4 1.0%	33 8.4%	65 16.5%	68 17.2%	77 19.5%	71 18.0%	39 9.9%	23 5.8%	10 2.5%	3 0.8%	2 0.5%				37	36.8	395
Mound Corr Fac	3 0.4%	51 6.8%	102 13.5%	165 21.9%	134 17.7%	101 13.4%	88 11.7%	65 8.6%	28 3.7%	9 1.2%	4 0.5%	3 0.4%	1 0.1%	1 0.1%	36	38.0	755
Muskegon Corr Fac	3 0.4%	49 6.6%	126 17.1%	120 16.3%	111 15.1%	126 17.1%	89 12.1%	67 9.1%	29 3.9%	14 1.9%	1 0.1%	1 0.1%		1 0.1%	38	38.3	737
Newberry Corr Fac	12 2.1%	96 16.9%	104 18.3%	82 14.4%	86 15.1%	92 16.2%	47 8.3%	33 5.8%	10 1.8%	7 1.2%					34	34.7	569
Oaks Corr Fac	5 0.9%	102 17.5%	135 23.1%	115 19.7%	86 14.7%	53 9.1%	44 7.5%	26 4.5%	14 2.4%	4 0.7%					31	33.4	584
Ojibway Corr Fac	11 1.9%	128 21.7%	105 17.8%	94 16.0%	104 17.7%	72 12.2%	48 8.1%	18 3.1%	5 0.8%	4 0.7%					33	33.0	589
Parnall Corr Fac	2 0.3%	56 9.7%	75 12.9%	96 16.6%	81 14.0%	89 15.3%	77 13.3%	52 9.0%	30 5.2%	14 2.4%	3 0.5%	1 0.2%	1 0.2%	3 0.5%	39	39.1	580
Parr Highway Corr Fac	3 0.7%	46 10.3%	69 15.4%	77 17.2%	87 19.4%	60 13.4%	53 11.8%	36 8.0%	11 2.5%	4 0.9%	1 0.2%	1 0.2%			37	36.8	448
Pine River Corr Fac	9 2.0%	51 11.4%	80 17.9%	60 13.4%	83 18.5%	71 15.8%	43 9.6%	33 7.4%	11 2.5%	5 1.1%	2 0.4%				36	36.2	448
Pugsley Corr Fac	1 0.2%	46 10.7%	62 14.4%	94 21.9%	82 19.1%	69 16.0%	44 10.2%	23 5.3%	6 1.4%	3 0.7%					35	35.8	430
Rich. A. Handlon MTU	30 4.5%	483 72.6%	145 21.8%	4 0.6%	1 0.2%	2 0.3%									23	23.0	665
Riverside Corr Fac	3 0.5%	44 7.0%	85 13.5%	91 14.5%	96 15.3%	122 19.4%	98 15.6%	52 8.3%	27 4.3%	7 1.1%	2 0.3%	1 0.2%	1 0.2%		39	38.9	629
Robert Scott Corr Fac	8 1.7%	50 10.8%	84 18.2%	82 17.7%	80 17.3%	71 15.4%	52 11.3%	20 4.3%	9 1.9%	4 0.9%	2 0.4%				35	35.7	462
Ryan Corr Fac	2 0.3%	50 6.4%	108 13.8%	152 19.5%	147 18.8%	114 14.6%	87 11.2%	64 8.2%	35 4.5%	13 1.7%	3 0.4%	1 0.1%	2 0.3%	2 0.3%	37	38.5	780
Saginaw Corr Fac	8 0.9%	117 13.6%	194 22.5%	167 19.4%	124 14.4%	99 11.5%	74 8.6%	46 5.3%	20 2.3%	11 1.3%	2 0.2%				33	34.7	862

# C3c Age Breakdown of Non-White Prisoner Population by Location as of December 2004

Page Three of Three

INSTITUTION	< 20	20-24	25-29	30-34	35-39	40-44	45-49	50-54	55-59	60-64	65-69	70-74	75-79	80+	MED AGE	AVG AGE	COUNT
Southern MI Corr Fac	7 0.8%	83 9.8%	99 11.7%	119 14.1%	124 14.7%	114 13.5%	117 13.9%	83 9.8%	54 6.4%	27 3.2%	13 1.5%	4 0.5%			39	39.7	844
St. Louis Corr Fac	11 1.3%	239 28.3%	188 22.2%	148 17.5%	108 12.8%	75 8.9%	42 5.0%	25 3.0%	4 0.5%	3 0.4%	2 0.2%				29	31.1	845
Standish Max Corr Fac		31 10.8%	72 25.2%	43 15.0%	50 17.5%	45 15.7%	25 8.7%	12 4.2%	6 2.1%	1 0.3%	1 0.3%				34	35.1	286
Straits Corr Facility	8 1.7%	66 14.1%	63 13.4%	77 16.4%	85 18.1%	73 15.6%	55 11.7%	27 5.8%	9 1.9%	3 0.6%	2 0.4%	1 0.2%			36	36.0	469
Thumb Corr Fac	7 1.1%	99 15.2%	119 18.3%	113 17.3%	76 11.7%	78 12.0%	62 9.5%	51 7.8%	35 5.4%	7 1.1%	2 0.3%	3 0.5%			34	36.0	652
West Shoreline Corr Fac		27 8.5%	44 13.8%	43 13.5%	52 16.4%	60 18.9%	44 13.8%	26 8.2%	11 3.5%	8 2.5%	1 0.3%		1 0.3%	1 0.3%	39	38.9	318
Total	564 2.1%	3,838 14.2%	4,840 17.9%	4,640 17.1%	4,203 15.5%	3,590 13.3%	2,561 9.5%	1,634 6.0%	735 2.7%	293 1.1%	116 0.4%	40 0.1%	16 0.1%	16 0.1%	34	35.4	27,086

SOURCE: Corrections Management Information System (CMIS).

## C4 2004 Prisoner Movement Summary: Institutions and Camps Only

### INTAKE

New Court Commitment .....	4,488
Probation Violator (Technical or New Sentence) .....	3,494
Parole Violator New Sentence .....	1,802
Escaper New Sentence .....	27
<b>TOTAL .....</b>	<b>9,811</b>

### EXIT

Movement to Parole .....	10,764
Release to Court on Writ .....	4,219
Transfer to Community Residential Programs .....	850
Discharge from Sentence .....	1,803
Temporarily Housed at a County Jail .....	7
Death .....	140
Release to Mental Health Hospital or Criminal Justice Agency .....	3
Escape .....	3
<b>TOTAL .....</b>	<b>17,789</b>

### RETURN

Return from Court <i>without</i> Additional Sentence .....	3,064
Technical Parole Violator Return .....	3,013
Return from Escape from Community Residential Programs .....	227
Return from Court <i>with</i> Additional Sentence Imposed .....	961
Return from County Jail .....	6
Direct Return from Community Residential Programs .....	130
Return While on Parole Status .....	240
Return from Mental Health Hospital or Criminal Justice Agency .....	4
Return from Escape from Institution, Camp, SAI-Prison, TRV, or non-DOC location .....	3
<b>TOTAL .....</b>	<b>7,648</b>

### **2004 Institution and Camp Population Change = - 330**

(INTAKE - EXIT + RETURN = POPULATION CHANGE)

SOURCE: Corrections Management Information System (CMIS).

NOTE: Includes institution, camp, and SAI-Prison movements.

Only movements affecting the total population count are shown (e.g., excludes movements between institutions, and temporary movements to/from hospitals).

## C5 Escapes from Secure DOC Custody

*Calendar Years 1999 - 2004*

Escapes from secure DOC custody include any and all escapes from:

- CFA institutions and camps.
- CFA custody (i.e., while under CFA control, such as while in transit or hospitalized).
- Special Alternative Incarceration (SAI boot camp for prisoners and probationers).
- Technical Rule Violator (TRV) Centers for CRP & parole violators.

### Escapes from Secure DOC Custody

*Calendar Years 1999 - 2004*

	1999	2000	2001	2002	2003	2004
CFA	0	7	5	3	4	3
SAI	1	3	0	0	0	0
TRV	2	2	3	2	1	2
<b>TOTALS</b>	<b>3</b>	<b>12</b>	<b>8</b>	<b>5</b>	<b>5</b>	<b>5</b>

Source: Corrections Management Information System (CMIS)

This section summarizes 2004 data on offender movement to parole, and Parole Board activity and decisions. It also examines the parole outcomes of offenders who paroled in 2000.

Table D shows the total number of prisoner movements to parole each year from 1990 through 2004.

Table D1 compares 2004 Parole Board activity and decisions to that of the previous nineteen years. Table D1a provides more detail regarding the 2004 activity of the Parole Board.

Table D2 shows the parole outcomes of prisoners who paroled in 2000. This routine follow-up is conducted only on offenders who parole from their sentences for the first time in the applicable year (i.e., reparaes are excluded from the analysis). The recidivism measure is whether parolees are returned to prison, either as technical rule violators or as parole violators with new sentences (PVNS) during the parole term.

The offense groups shown on the left in Table D2 are the crimes from which the prisoners were paroled. Of the 8,070 prisoners paroled for the first time in 2000, 4,128 (51%) completed the parole term successfully, 2,628 (33%) were returned to prison for technical rule violations, and 1,314 (16%) were sentenced to prison for new offenses committed while on parole.

Table D2a examines the 1,314 parole violators with new sentences. It compares the new crimes committed while on parole to the original crimes from which the offenders paroled.

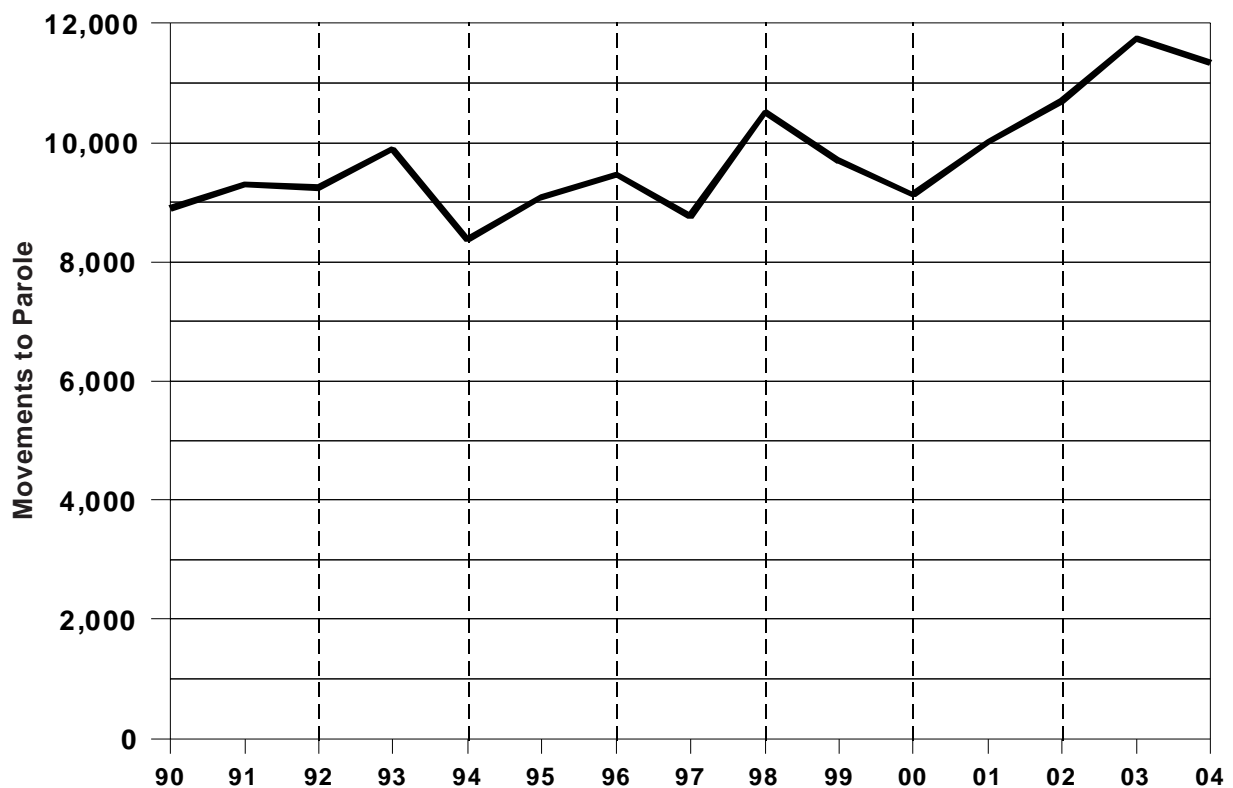
To read Table D2a, locate the original crimes in the first column on the left. Alpha characters in parentheses follow the descriptive labels. Corresponding alpha characters appear across the top of the table, identifying the new crime types. The first number to the right of each original crime shows the number of offenders who were paroled in 2000 from that original crime and then returned to prison for a new crime. The cells where the corresponding rows and columns intersect show how many of the new sentences were for the same offense types as the original crimes.

For example, 50 of the 1,314 parole violators with new sentences in Table D2a were paroled from the original crime of auto theft. Of those 50, 8 were returned to prison during the parole term for a new auto theft sentence.

## D Annual Movements to Parole

Calendar Years 1990 - 2004

Year	Movement to Parole	Numerical Change	Percent Change
1990	8,895	---	---
1991	9,300	405	4.6
1992	9,240	(60)	(0.6)
1993	9,881	641	6.9
1994	8,370	(1,511)	(15.3)
1995	9,078	708	8.5
1996	9,465	387	4.3
1997	8,758	(707)	(7.5)
1998	10,506	1,748	20.0
1999	9,682	(824)	(7.8)
2000	9,133	(549)	(5.7)
2001	10,001	868	9.5
2002	10,697	696	7.0
2003	11,752	1,055	9.9
2004	11,344	(408)	(3.5)



SOURCE: Corrections Management Information System (CMIS).

## D1 Parole Board Activity, 1985 - 2004

Year	Interviews	Paroles Without Interview	Total Paroles Ordered	Parole Denials	Parole Violation Continuances	Actual Movement to Parole
1985	6,370	1,020	3,856	2,694	965	3,290
1986	7,686	1,299	4,352	2,966	814	4,012
1987	8,987	1,753	5,975	4,096	897	4,491
1988	8,815	2,057	7,310	3,880	972	5,676
1989	8,199	2,495	8,713	4,412	1,173	7,385
1990	11,433	3,164	10,748	5,004	1,424	8,895
1991	11,701	3,077	10,042	5,511	1,360	9,300
1992	9,624	3,360	11,854	7,553	1,602	9,240
1993	9,974	2,133	11,177	6,486	1,908	9,881
1994	10,884	1,879	9,795	7,262	1,952	8,370
1995	13,119	1,988	9,678	7,923	2,050	9,078
1996	15,288	2,235	10,306	7,480	2,228	9,465
1997	14,011	2,554	9,751	7,898	2,480	8,758
1998	13,814	2,837	10,366	9,845	2,675	10,506
1999	13,665	2,578	10,775	10,151	3,173	9,682
2000	19,445	2,116	10,479	11,664	2,942	9,133
2001	19,958	2,428	10,874	11,936	2,807	10,001
2002	21,106	1,766	11,736	12,533	2,921	10,697
2003	22,280	1,539	12,902	11,892	1,436	11,752
2004	22,131	1,412	12,391	11,669	1,891	11,344

SOURCE: Corrections Management Information System (CMIS).



# D1a 2004 Parole Board Action

Total Actions — 32,055

Code/Title	Number
<b>PAROLES AND REINSTATEMENTS</b>	
60 Reinstatement on Parole	318
61 Regular Parole	8,459
62 Parole in Custody	687
64 Special Parole	104
67 Reparoled on Same Term	557
69 SAI Parole*	579
70 Parole Violator Diversion Program	275
76 Paroled Without Interview	1,412
<b>Total</b>	<b>12,391</b>
<b>SERVICE CONTINUED</b>	
19 Technical Violation Sustained	1,891
20 Further Demonstration	5
29 Risk to Community	11,664
<b>Total</b>	<b>13,560</b>

Code/Title	Number
<b>DISPOSITION DEFERRED</b>	
42 Current Psychiatric Report	1,025
48 Satisfactory Placement	447
<b>Total</b>	<b>1,472</b>
<b>OTHER ACTION</b>	
18 Board Referred to List	478
38 Rescinded Parole	2,688
39 Suspended Parole	795
84 RGT Recommended by Warden	2
92 Lifer Law Interview	271
93 Murder First Interview	398
<b>Total</b>	<b>4,632</b>

Source: Corrections Management Information System (CMIS).  
 \*SAI paroles are not subject to Parole Board review.

## D2 Parole Outcomes of Offenders Who Paroled in 2000 by Offense Group as of 2004

D - 5

	TOTAL CASES	SUCCESES			FAILURES			BY PERCENT TO TOTAL			
		Total	Discharge	Med./Admin. Return*	Total	Technical Violations	New Sentence	Total Success	Total Failure	Technical Violations	New Sentence
Total All Cases	8,070	4,128	4,100	28	3,942	2,628	1,314	51.1	48.9	32.6	16.3
Offenses Against Persons	2,066	1,274	1,267	7	792	584	208	61.7	38.3	28.3	10.0
Homicide	183	133	133	0	50	40	10	72.7	27.3	21.9	5.4
Abduction - Kidnapping	11	6	6	0	5	3	2	54.5	45.5	27.3	18.2
Assault	563	340	338	2	223	178	45	60.4	39.6	31.6	8.0
Robbery	825	464	461	3	361	229	132	56.2	43.8	27.8	16.0
Offenses against Children	13	10	10	0	3	2	1	76.9	23.1	15.4	7.7
Criminal Sexual Conduct	471	321	319	2	150	132	18	68.2	31.8	28.0	3.8
Property Offenses	2,721	1,091	1,084	7	1,630	1,017	613	40.1	59.9	37.4	22.5
Arson	56	27	26	1	29	25	4	48.2	51.8	44.7	7.1
Burglary	936	363	360	3	573	327	246	38.8	61.2	34.9	26.3
Larceny	968	348	346	2	620	407	213	36.0	64.0	42.0	22.0
Auto Theft	181	70	70	0	111	61	50	38.7	61.3	33.7	27.6
Forgery, Uttering & Publishing	346	170	169	1	176	113	63	49.1	50.9	32.7	18.2
Embezzlement	67	33	33	0	34	24	10	49.3	50.7	35.8	14.9
Fraud	93	48	48	0	45	33	12	51.6	48.4	35.5	12.9
Malicious Destruction	74	32	32	0	42	27	15	43.2	56.8	36.5	20.3
All Other Offenses	3,283	1,763	1,749	14	1,520	1,027	493	53.7	46.3	31.3	15.0
Drugs	1,840	937	930	7	903	641	262	50.9	49.1	34.8	14.3
Weapons	240	136	134	2	104	76	28	56.7	43.3	31.7	11.6
Prostitution	4	0	0	0	4	2	2	0.0	100.0	50.0	50.0
Interfere with Legal Processes	163	88	88	0	75	43	32	54.0	46.0	26.4	19.6
Miscellaneous	373	185	181	4	188	123	65	49.6	50.4	33.0	17.4
Motor Vehicles	663	417	416	1	246	142	104	62.9	37.1	21.4	15.7
Number of Deaths on Parole: 27											

Source: Corrections Management Information System (CMIS).

\*Medical or Administrative Return to prison.

NOTE: Follow-up includes only those offenders who paroled from their sentence(s) for the first time in 2000 (i.e., no reparaoles).

# D2a 2000 Parolees Returned with New Sentences (PVNS) During Parole Term as of 2004 Original Crime Type vs. New Crime Type

DESCRIPTION (Original Crime)	ORIG TOTAL	NEW CRIMES AGAINST A PERSON							NEW PROPERTY CRIMES									OTHER NEW OFFENSES						
		Total	(A)	(C)	(D)	(E)	(F)	(G)	Total	(H)	(I)	(J)	(K)	(L)	(M)	(N)	(O)	Total	(P)	(Q)	(R)	(U)	(V)	(W)
TOTAL PVNS	1,314	229	13	2	91	80	1	42	559	6	195	225	37	73	6	10	7	526	244	65	1	70	25	121
PERSON	208	76	3	0	27	33	0	13	61	1	21	23	6	9	0	1	0	71	34	20	0	6	3	8
Homicide (A)	10	1	1	0	0	0	0	0	0	0	0	0	0	0	0	0	0	9	5	4	0	0	0	0
Abduction - Kidnapping (C)	2	0	0	0	0	0	0	0	1	0	0	0	0	1	0	0	0	1	0	0	0	1	0	0
Assault (D)	45	20	0	0	13	7	0	0	7	0	4	1	1	1	0	0	0	18	9	5	0	1	2	1
Robbery (E)	132	45	2	0	13	26	0	4	49	0	17	22	5	4	0	1	0	38	18	10	0	4	1	5
Offenses Against Children (F)	1	0	0	0	0	0	0	0	1	1	0	0	0	0	0	0	0	0	0	0	0	0	0	0
Criminal Sexual Conduct (G)	18	10	0	0	1	0	0	9	3	0	0	0	0	3	0	0	0	5	2	1	0	0	0	2
PROPERTY	613	92	3	1	36	34	1	17	392	3	136	163	20	48	6	9	7	129	50	13	0	34	14	18
Arson (H)	4	1	0	0	1	0	0	0	0	0	0	0	0	0	0	0	0	3	3	0	0	0	0	0
Burglary (I)	246	30	1	1	9	12	0	7	169	0	101	46	5	12	2	1	2	47	21	1	0	13	7	5
Larceny (J)	213	36	1	0	18	13	1	3	131	1	21	88	6	11	0	1	3	46	18	6	0	11	5	6
Auto Theft (K)	50	8	0	0	2	3	0	3	31	0	6	15	8	2	0	0	0	11	2	5	0	3	0	1
Forgery, Uttrg & Publishg (L)	63	11	1	0	3	4	0	3	39	2	6	7	0	18	1	4	1	13	3	1	0	5	2	2
Embezzlement (M)	10	0	0	0	0	0	0	0	7	0	1	2	0	2	1	1	0	3	3	0	0	0	0	0
Fraud (N)	12	2	0	0	0	2	0	0	10	0	0	4	0	2	2	2	0	0	0	0	0	0	0	0
Malicious Destruction (O)	15	4	0	0	3	0	0	1	5	0	1	1	1	1	0	0	1	6	0	0	0	2	0	4
OTHER	493	61	7	1	28	13	0	12	106	2	38	39	11	16	0	0	0	326	160	32	1	30	8	95
Drugs (P)	262	37	6	0	16	9	0	6	47	1	11	21	5	9	0	0	0	178	135	20	0	11	2	10
Weapons (Q)	28	5	0	0	2	0	0	3	7	0	3	3	1	0	0	0	0	16	6	6	0	1	1	2
Prostitution (R)	2	0	0	0	0	0	0	0	0	0	0	0	0	0	0	0	0	2	1	0	1	0	0	0
Interfere W/Legal Process (U)	32	7	1	1	3	1	0	1	11	0	2	6	3	0	0	0	0	14	3	2	0	6	0	3
Miscellaneous (V)	65	7	0	0	3	3	0	1	34	0	20	7	2	5	0	0	0	24	9	2	0	5	2	6
Motor Vehicles (W)	104	5	0	0	4	0	0	1	7	1	2	2	0	2	0	0	0	92	6	2	0	7	3	74

SOURCE: Corrections Management Information System (CMIS).

---

# Field Operations Administration

## E

This section contains data and information regarding the community supervision programs and functions of the Department's Field Operations Administration (FOA).

The Field Operations Administration is responsible for supervision of all adult felons on probation and parole, as well as prisoners living in the community. Prisoners are either housed in FOA operated residential centers or supervised on electronic monitoring. Selected parolees and probationers are also supervised on electronic monitoring.

In addition, the FOA is responsible for administration and operation of the Department's technical rule violator centers for parolees and FOA prisoners, residential programs for selected parolees and probationers, as well as the Department's Special Alternative Incarceration (SAI) boot camp program for prisoners and probationers.

The FOA also supervises offenders sentenced to supervision under the Holmes Youthful Trainee Act, and the Parole Board is a component of the Field Operations Administration.

In 1995, Michigan's Office of Community Corrections (OCC) was transferred into the Department as an agency within the FOA. The OCC works with local units of government to implement the Community Corrections Act (P.A. 511 of 1988).

Field operations are administered through Regional and Area offices (see map). Region I is Wayne County; Region II is roughly the southeastern portion of the lower peninsula, except for Wayne County; and Region III is the rest of the lower peninsula and all of the upper peninsula.

The FOA central office prepares budgets, sets policy and procedure, initiates and manages special projects and assignments, and handles issues that cannot be taken care of locally, such as Interstate Compact matters and communications regarding absconders picked up in other states.

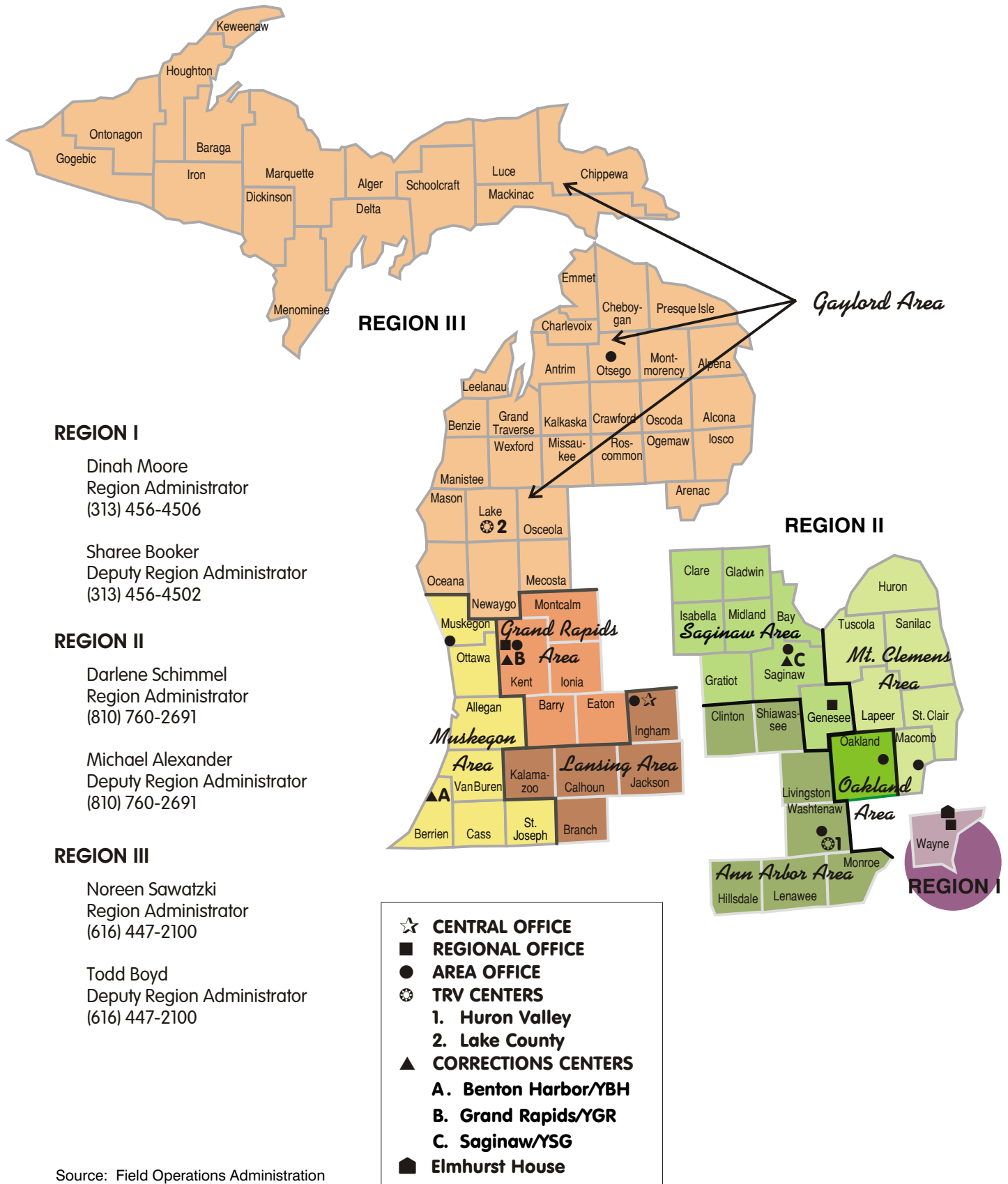
This report section is divided into four subsections.

- *Probation and Parole Supervision*
- *Special Alternative Incarceration Program - Effective June 2004, this program is administered by the Correctional Facilities Administration with Cooper Street Correctional Facility serving administratively as parent institution*
- *Community Residential Programs*
- *Office of Community Corrections*

# MAP Michigan Department of Corrections

## Field Operations Administration Regions and Areas

As of December 31, 2004



Source: Field Operations Administration

## *Probation and Parole Supervision*

Table E1 shows the number of parolees returned to prison for technical violations and new sentences, broken down by gender and year. Table E1 also shows the number of parole revocation hearings held each year.

Table E2 presents breakdowns of Field Operations *personnel* by type of offender supervised and by employee job classification. Table E2 also displays a breakdown of Field Operations *funds* by type of offender supervised.

Table E3 shows the distribution of investigations conducted by type, and a breakdown of the average number of offenders supervised by type. Workloads in

2004 remained constant from the previous year. The average agent workload was 100:1 in 2004.

Table E4 displays the number of pre-sentence investigations conducted each year for the last ten years.

Tables E5 and E6 show the average number of parolees and probationers under supervision for the last ten years.

# E1 Violations of Parole Supervision 1995 - 2004

**TECHNICAL VIOLATOR RETURNS**  
(Includes Returns from Out-of-State)

Date	Male	Female	Total
1995	1,766	150	1,916
1996	2,401	176	2,577
1997	2,492	176	2,668
1998	2,892	218	3,110
1999	2,958	228	3,186
2000	2,869	242	3,111
2001	2,977	259	3,236
2002	3,030	259	3,289
2003	1,985	176	2,161
2004	2,763	250	3,013

**NEW SENTENCE RETURNS**

Date	Male	Female	Total
1995	859	31	890
1996	972	61	1,033
1997	1,225	63	1,288
1998	1,281	64	1,345
1999	1,202	57	1,259
2000	1,100	66	1,166
2001	1,131	64	1,195
2002	1,350	91	1,441
2003	1,563	81	1,644
2004	1,717	85	1,802

**PAROLE REVOCATION HEARINGS**

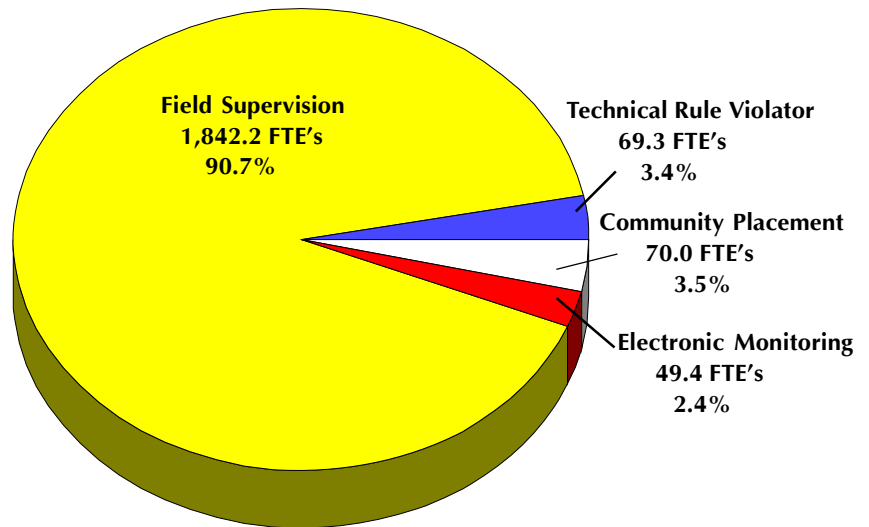
Date	Total
1995	590
1996	579
1997	659
1998	562
1999	718
2000	659
2001	796
2002	999
2003	572
2004	650

SOURCES: Corrections Management Information System (CMIS) and Field Operations Administration.

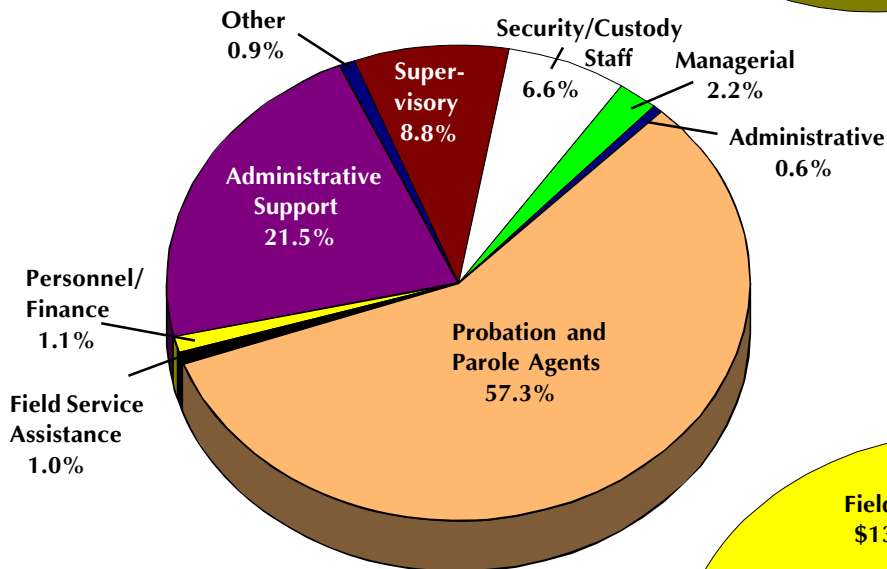
## E2 2004 Personnel and Funds Distribution\*

TOTAL FTE's = 2,031

### PERSONNEL (FUNCTIONS)

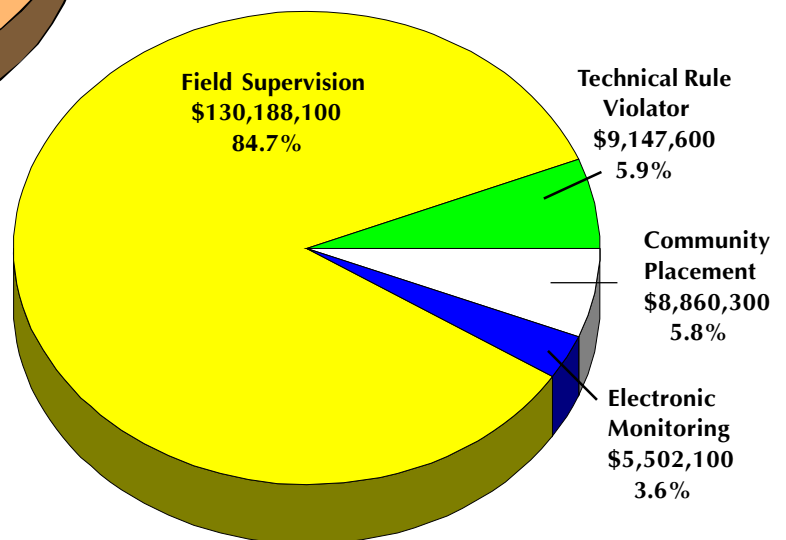


### PERSONNEL (CLASSIFICATION)



TOTAL FUNDS = \$153,698,100

### FUNDS

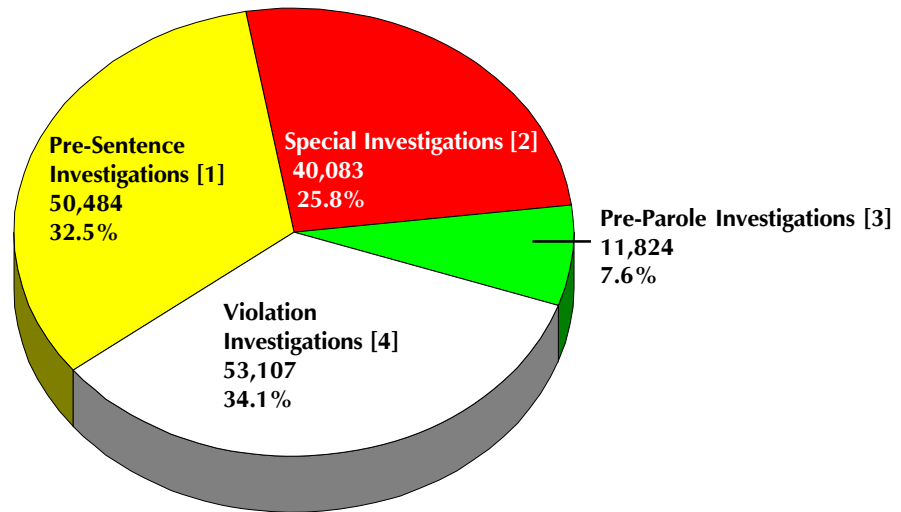


\* Community Placement and Electronic Monitoring agent, supervisor and clerical support were rolled into the Field Supervision category due to reductions in CRP programs.

SOURCE: Field Operations Administration.

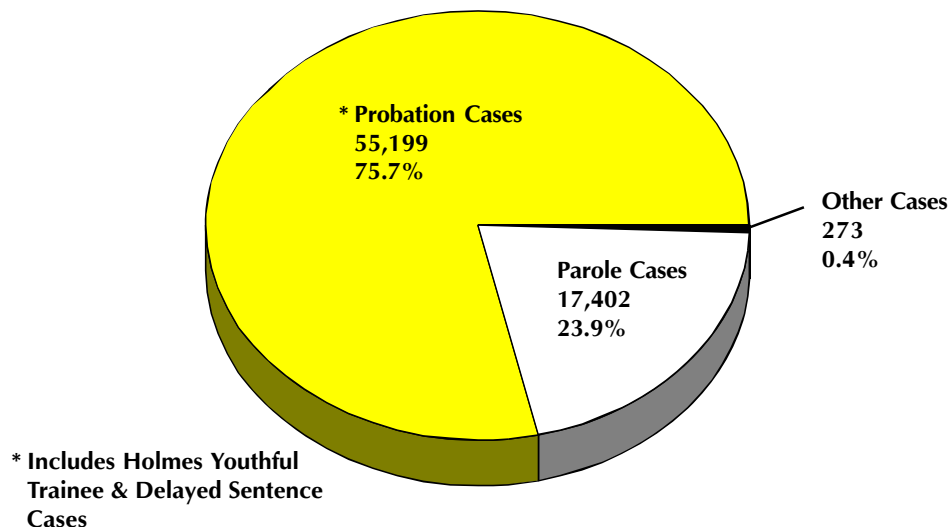


## E3 2004 Work Distribution



**INVESTIGATIONS: 155,498**

1. PRE-SENTENCE INVESTIGATIONS: in-depth analysis of the individual and circumstances of the offense.
2. SPECIAL INVESTIGATIONS: assignments completed at the request of the Governor, other states, the parole board, or the court.
3. PRE-PAROLE INVESTIGATIONS: prior to inmate release, living arrangements and job placement are investigated.
4. VIOLATION INVESTIGATIONS: reports prepared following a parole or probation violation.



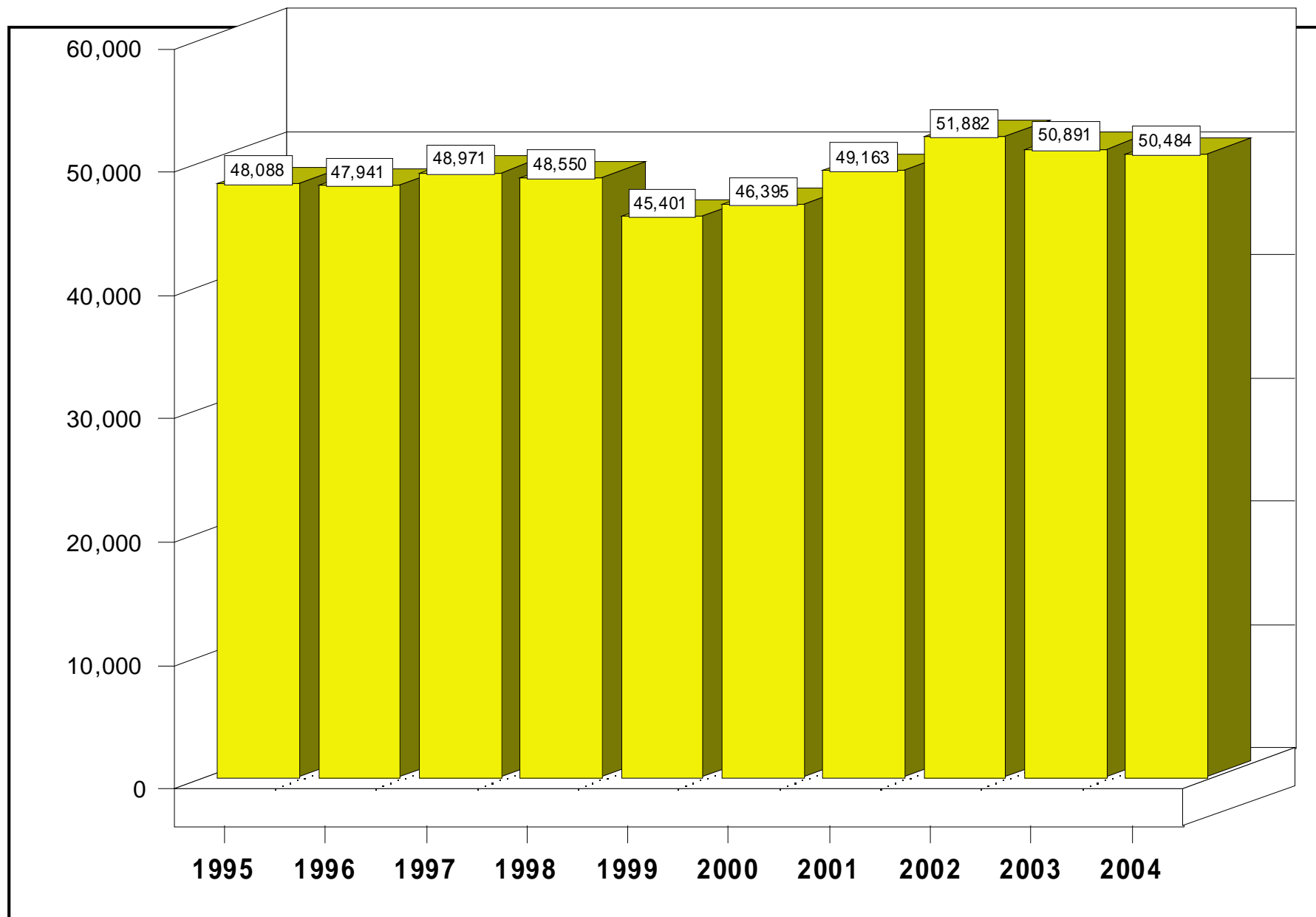
**SUPERVISION — AVERAGE NUMBER OF OFFENDERS SUPERVISED: 72,874**

Supervision is the process in which parole or probation agents work with offenders who are under the jurisdiction of the Department of Corrections (parole) or the jurisdiction of the Courts (probation, Holmes Youthful Trainee, and delayed sentences). The case numbers in the chart represent the average number of cases under supervision during the year.

SOURCE: Field Operations Administration.

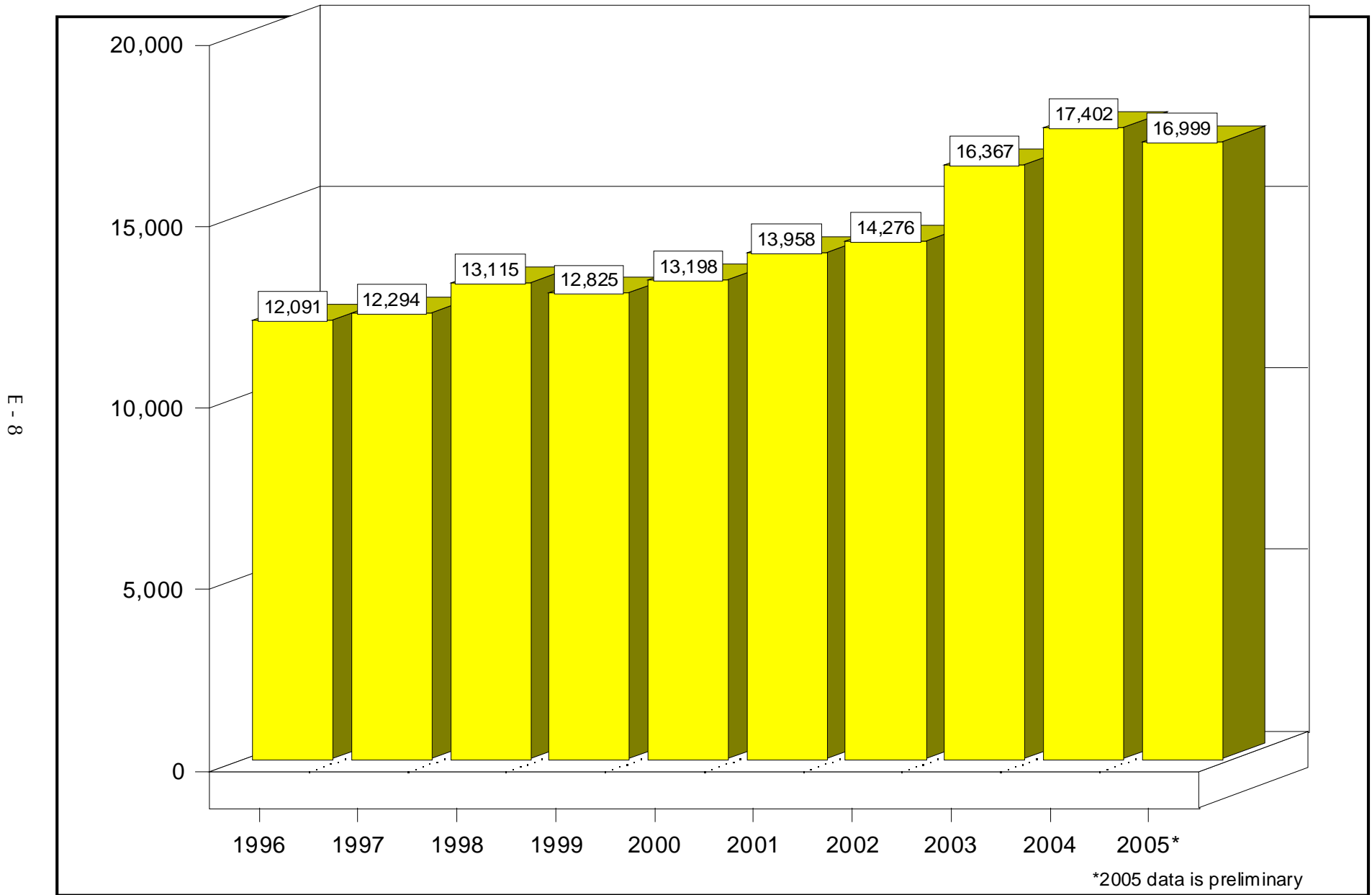
## E4 Total Number of Pre-Sentence Investigations 1995 - 2004

E - 7



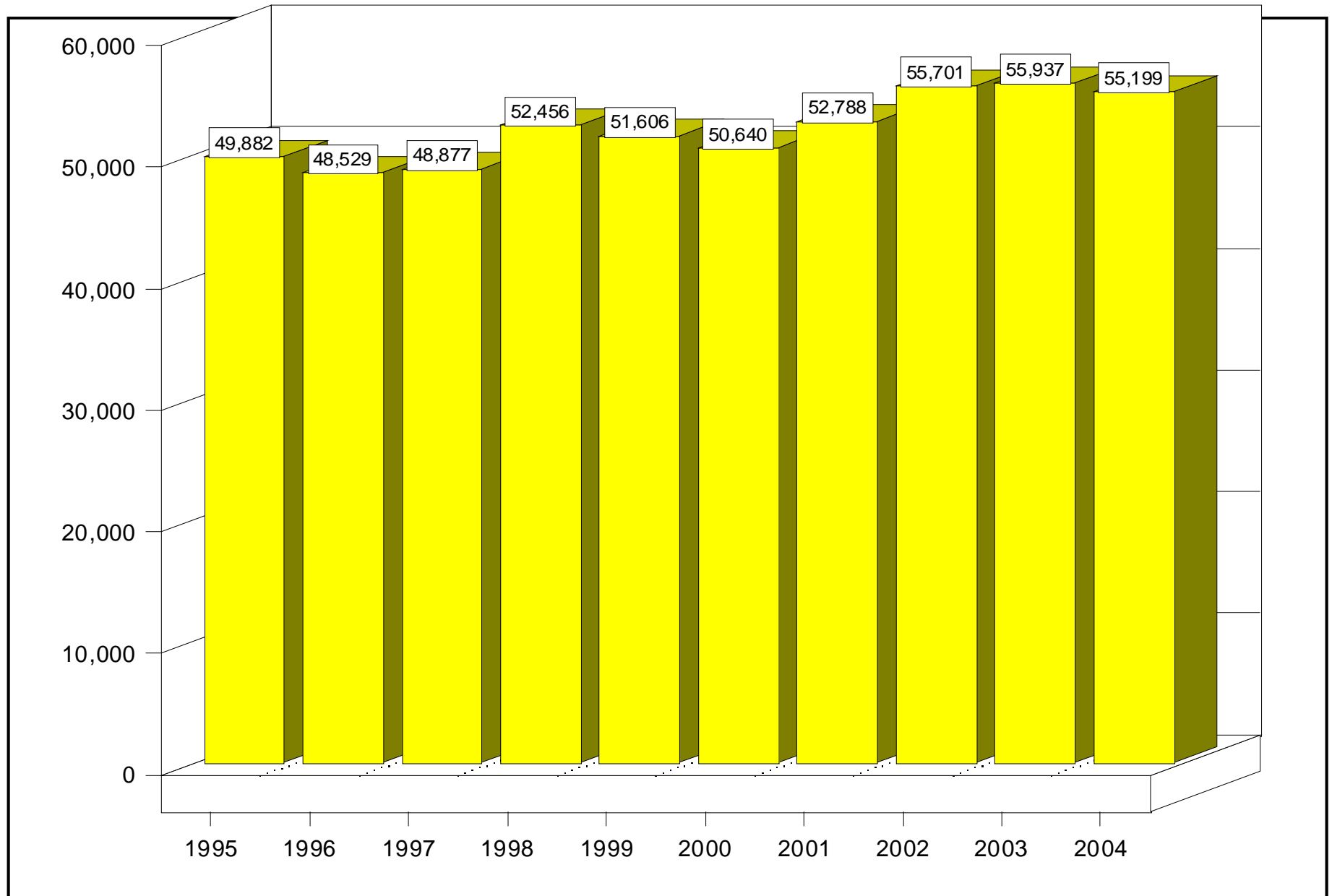
SOURCE: Field Operations Administration.

## E5 Average Number of Parolees Supervised 1996 - 2005



SOURCE: Field Operations Administration.

**E6** Average Number of Probationers Supervised 1995 - 2004 (*Includes Probation, Delayed Sentences and Holmes Youthful Trainees*)



SOURCE: Field Operations Administration



## *Special Alternative Incarceration Program*

This section describes offenders committed to the Special Alternative Incarceration (SAI) boot camp program for prisoners and probationers. SAI is a two-phase program.

*Phase I*, patterned after military basic training, involves physical fitness and programming (education, substance abuse awareness, basic life skills and counseling).

*Phase II* is an optional residential placement in the community while on parole or probation.

In 2003, *Phase III*, the intensive parole or probation supervision in the community, was replaced with regular community supervision. FTE's and funding previously under *Phase III* are now included in Field Supervision.

The program's objectives are to end criminal behavior by developing offender self-esteem

and self-discipline, a sense of individual responsibility and a positive work ethic.

Tables E7a, E7b and E8 provide data regarding SAI prisoner and probationer intake.

Tables E9a through E9d summarize SAI Phase I program performance and post-program outcomes.

Additional information about the SAI program (such as the offender eligibility criteria) is available in a separate annual report.

Effective June 2004, the SAI program is administered by the Correctional Facilities Administration with Cooper Street Correctional Facility serving administratively as parent institution.

**E7a 2004 SAI Prisoner Intake by Offense**  
*Special Alternative Incarceration Boot Camp*  
*(Includes Attempts)*  
*Page One of Two*

Offense	Violations
GRAND TOTAL	722
28.729 Sex Offender - Fail to Register	1
257.602A3 Police Officer - Fleeing/Vehicle CD 2nd Offense	16
257.6251 Operate Motor Vehicle - Addict or Intox	1
257.6256D Operating - OUIL/Per Se/OWI - 3rd Offense	68
333.7401 Controlled Sub - Mfg, Del, Poss	42
333.74012A3 Controlled Sub - Mfg, Del, Poss 50-449g	21
333.74012A4 Controlled Sub - Mfg, Del, Poss <50g	71
333.74012B Contr Sub - Mfg, Del, Poss, Sch 1,2,3, Methamphet.	11
333.7403 Controlled Sub - Possession	8
333.74032A3 Controlled Sub - Possession 50-449g	2
333.74032A5 Controlled Sub - Poss Under 25g, Narc or Cocaine	17
333.74032D Controlled Sub - Possession of Marijuana	4
333.7405D Controlled Sub - Maintain or Keep Drug House	1
750.814 Domestic Violence, 3rd Offense	3
750.81 Assault or Assault and Battery	7
750.82 Felonious Assault	23
750.84 Asslt w/Int Gr Bod Hrm Less Murder	26
750.88 Assault w/Int Rob & Steal Unarmed	5
750.110 Breaking & Entering	51
750.110A2 Home Invasion - 1st Degree	20
750.110A3 Home Invasion - 2nd Degree	57
750.111 Entering w/o Breaking	4
750.116 Possession of Burglar's Tool	1
750.131A Checks - w/o Account or w/o Suff funds	1

Offense	Violations
750.157N1 Financial Transaction Device Steal/Retain w/o Consent	2
750.159i1 Criminal Enterprise - Conducting	3
750.165 Refusing to Support Spouse or Children	4
750.174 Embz - Agt, Serv, Emp, Trustee	12
750.199A Absconding or Forfeiting Bond	5
750.224F Weapon - Firearm, Possession by Felon	9
750.226 Carrying Weapon - Unlawful Intent	4
750.227 Carrying Concealed Weapons	14
750.227B Felony Firearm	1
750.234B Discharge Firearm In/At Dwelling	1
750.248 Forgery of Records, Other Instruments	10
750.249 Uttering and Publishing	33
750.356 Larceny	6
750.356A Larceny - From a Motor Vehicle	16
750.356C Retail Fraud - 1st Degree	7
750.357 Larceny - from Person	11
750.360 Larceny In Building	21
750.377A Malicious Destr Personal Property	5
750.380 Malicious Destr of Bldg	1
750.411i Stalking - Aggravated	9
750.413 Unlawfully Driving Away an Automobile	22
750.414 Unlawful Use Auto w/o Intent to Steal	2
750.479 Obstruct/Resist Public Officer Serving/Executing Process	13
750.479B Peace Officer - Disarming	4
750.505B Accessory After Fact to Felony	2

**E7a 2004 SAI *Prisoner* Intake by Offense**  
*Special Alternative Incarceration Boot Camp*  
*(Includes Attempts)*  
*Page Two of Two*

Offense		Violations
750.530	Robbery - Unarmed	30
750.535	Stolen Property - Receiving & Concealing	12
800.2631	Jail - Furnish Contraband to Prisoner	2

SOURCE: Correctional Facilities Administration



**E7b 2004 SAI Probationer Intake by Offense**  
*Special Alternative Incarceration Boot Camp*  
*(Includes Attempts)*  
*Page One of Two*

Offense	Violations
GRAND TOTAL	943
28.729 Sex Offender - Fail to Register	1
257.602A Peace Officer - Fleeing	12
257.6254 Operating Motor Vehicle - Under the Influence Causing Death	6
257.6256D Operating M.V. - OUIL/Per Se/OWI - 3rd Offense	25
333.73413 Contr Sub - Imitation Mfg or Distribution	4
333.7401 Controlled Sub - Mfg, Del, Poss	13
333.74012A1 Contr Sub, Mfg, Del, Poss 1,000 or More Grams	3
333.74012A4 Contr Sub, Mfg, Del, Poss Under 50g	112
333.74012D Contr Sub, Mfg, Del, Poss (Schedule 5)	32
333.74032A5 Contr Sub - Poss Under 25g Narc or Cocaine	58
333.74032B Controlled Sub - Poss Analogues, Sch 1-4 or Methamphet.	6
333.74032D Contr Sub - Poss Marijuana	2
333.7405D Controlled Sub - Maintain or Keep Drug House	1
750.78 Arson - Woods or Prairies	1
750.81 Assault or Assault & Battery	18
750.82 Felonious Assault	37
750.84 Assault w/Int Great Bodily Harm Less Murder	12
750.88 Assault w/Intent to Rob & Steal Unarmed	4
750.89 Assault w/Intent to Rob & Steal Armed	4
750.110 Breaking & Entering	68
750.110-A B & E Unoccupied Bldg w/Intent	10
750.110A2 Home Invasion - 1st Degree	23
750.110A3 Home Invasion - 2nd Degree	118
750.116 Possession of Burglars Tools	4

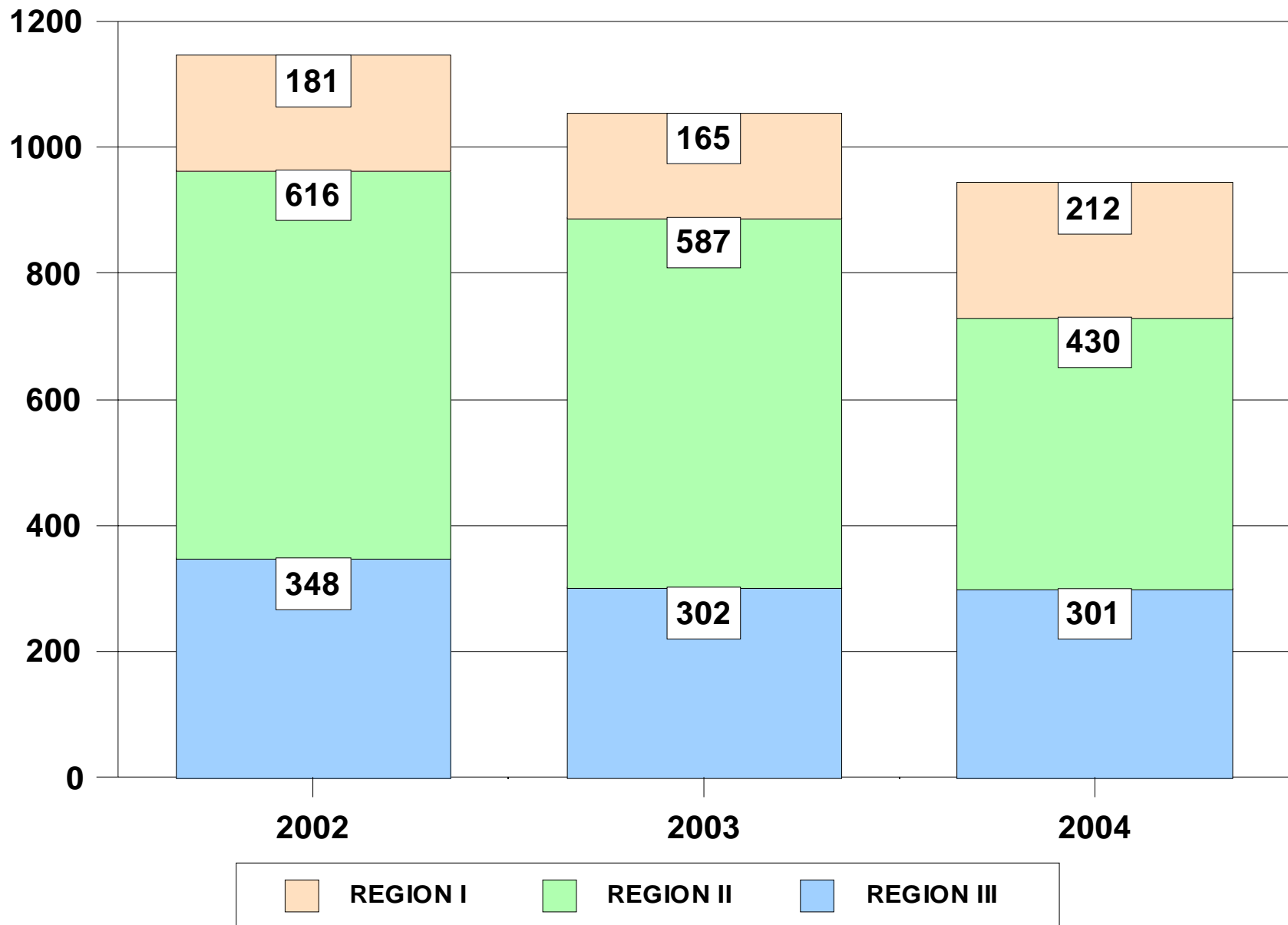
Offense	Violations
750.131A2 Checks 3 Non-Sufficient Funds Within 10 Days	1
750.136B3 Child Abuse, 2nd Degree	3
750.157N1 Financial Trans Device - Steal/Retain w/o Consent	8
750.157P Financial Trans Device Poss w/Intent to Use/Sell	3
750.165 Refusing to Support Spouse or Children	3
750.174 Embz - Agt, Serv, Emp, Trust	4
750.1952 Escape Jail While Serving for Felony	2
750.224B Weapon - Short-Barrel Shotgun/Rifle	4
750.224F Weapon - Firearm, Poss by Felon	6
750.226 Carry Weapon W/Unlawful Intent	1
750.227 Carrying Concealed Weapons	31
750.248 Forgery of Records, Other Instruments	4
750.249 Uttering & Publishing	20
750.285 Identity Theft	2
750.321-E Manslaughter - with Motor Vehicle	3
750.349 Kidnapping	1
750.356 Larceny	7
750.356A Larceny - Motor Vehicle	29
750.356C Retail Fraud - 1st Degree	3
750.357 Larceny from Person	18
750.357B Firearms - Stealing of Another	3
750.360 Larceny in a Building	23
750.3623A Larceny - By Conversion Betw \$1K and <\$20K	1
750.377A Malicious Destr Personal Property	9
750.377B Malicious Destr Police or Fire Dept Property	3

**E7b 2004 SAI Probationer Intake by Offense**  
*Special Alternative Incarceration Boot Camp*  
*(Includes Attempts)*  
*Page Two of Two*

Offense	Violations
750.380 Malicious Destr of Bldg	3
750.411A1B False Report of a Felony	3
750.411i Aggravated Stalking	1
750.413 Unlawfully Driving Away an Automobile	31
750.414 Unlawful Use Auto w/o Intent to Steal	12
750.479 Obstruct/Resist Public Officer Serving/Executing Process	17
750.479B Peace Officer - Disarming	4
750.505-A Obstruction of Justice	5
750.520E Criminal Sexual Conduct, 4th Degree	4
750.529 Robbery - Armed	1
750.529A Car Jacking	1
750.530 Robbery - Unarmed	43
750.531 Robbery - Bank/Safe/Vault	3
750.535 Stolen Property - Receiving and Concealing	5
750.535-A Rec & Conceal Stolen Property over \$100	39
750.741D1 Arson - Personal Property	1
750.771C Arson - Preparation to Burn	1
750.814 Domestic Violence 3rd Offense	3

Source: Correctional Facilities Administration.

# E8 Comparison of SAI Probationer Intake by Field Operation 2002 - 2004 Administration Regions by Year



Source: Correctional Facilities Administration

## E9a SAI Phase I *Prisoner* Program Performance 2002 - 2004

	2002		2003		2004	
Graduated	527	77.4%	533	80.0%	578	82.1%
Voluntary Withdrawals	75	11.0%	56	8.4%	49	7.0%
Terminated as Rule Violators	42	6.2%	25	3.8%	17	2.4%
Terminated for Medical Reasons	30	4.4%	42	6.3%	46	6.5%
Terminated for Admin. Reasons	7	1.0%	10	1.5%	14	2.0%
Total	681	100.0%	666	100.0%	704	100.0%

SOURCE: Correctional Facilities Administration.

## E9b SAI Phase I *Probationer* Program Performance 2002 - 2004

	2002		2003		2004	
Graduated	812	71.7%	858	80.8%	755	78.6%
Voluntary Withdrawals	127	11.2%	77	7.3%	43	4.5%
Terminated as Rule Violators	110	9.7%	52	4.9%	58	6.0%
Terminated for Medical Reasons	63	5.6%	63	5.9%	83	8.6%
Terminated for Admin. Reasons	21	1.8%	12	1.1%	22	2.3%
Total	1,133	100.0%	1,062	100.0%	961	100.0%

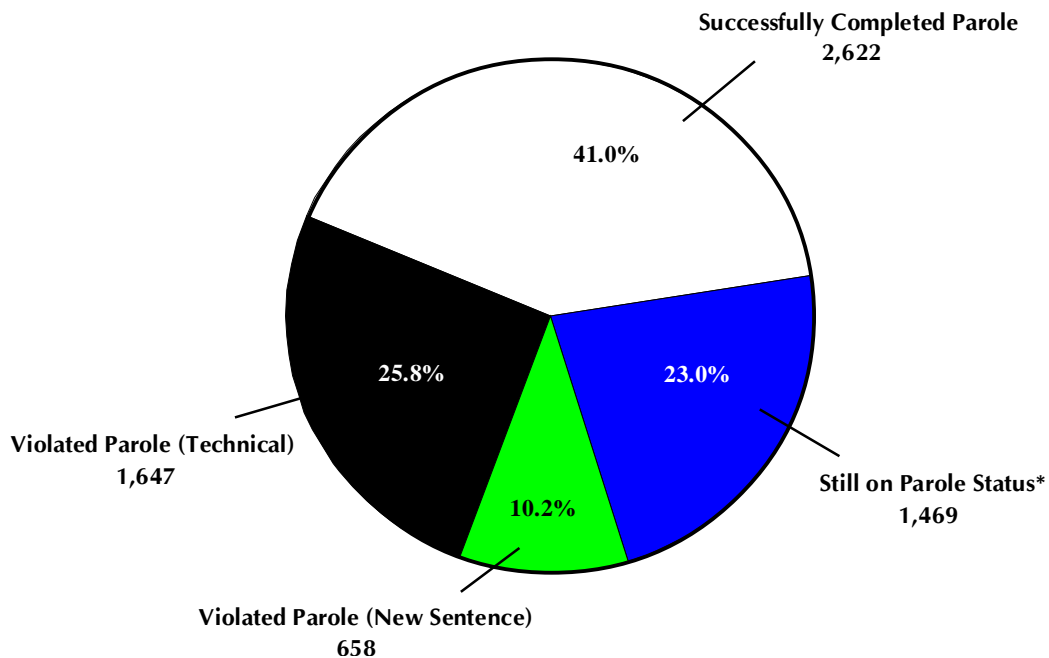
SOURCE: Correctional Facilities Administration.

## E9c SAI Phase I *Prisoner* Post-Program Performance 1992 - 2004

	1992 - 2001		2002		2003		2004		Total Since SAI - Prison Program Started	
Still on Parole Status*	537	11.3%	82	15.6%	314	58.9%	536	93.1%	1,469	23.0%
Successfully Completed Parole	2,267	47.6%	250	47.5%	100	18.8%	5	0.8%	2,622	41.0%
Violated Parole (Technical)	1,417	29.8%	128	24.4%	75	14.1%	27	4.7%	1,647	25.8%
Violated Parole (New Sentence)	540	11.3%	66	12.5%	44	8.2%	8	1.4%	658	10.2%
Total Graduates	4,761	100.0%	526	100.0%	533	100.0%	576	100.0%	6,396	100.0%

## E9d SAI Phase I *Prisoner* Post-Program Performance 1992 - 2004

*All Graduates Since SAI-Prison Program Started*



\*Includes parolees who have absconded from parole.

SOURCE: Corrections Management Information System (CMIS).

NOTE: Reflects outcome of the parole term following boot camp.

## *Community Residential Programs*

This section contains data regarding Community Residential Programs (CRP).

Table E10 shows the end-of-year CRP prisoner population from 1995 through 2004. The decreases in the CRP population were due primarily to:

- The CRP zero tolerance escape policy which was implemented on September 1, 1993.
- Truth-in-Sentencing legislation (effective December 15, 1998) which requires incarceration in secure prisons and camps throughout the minimum sentences for affected prisoners.

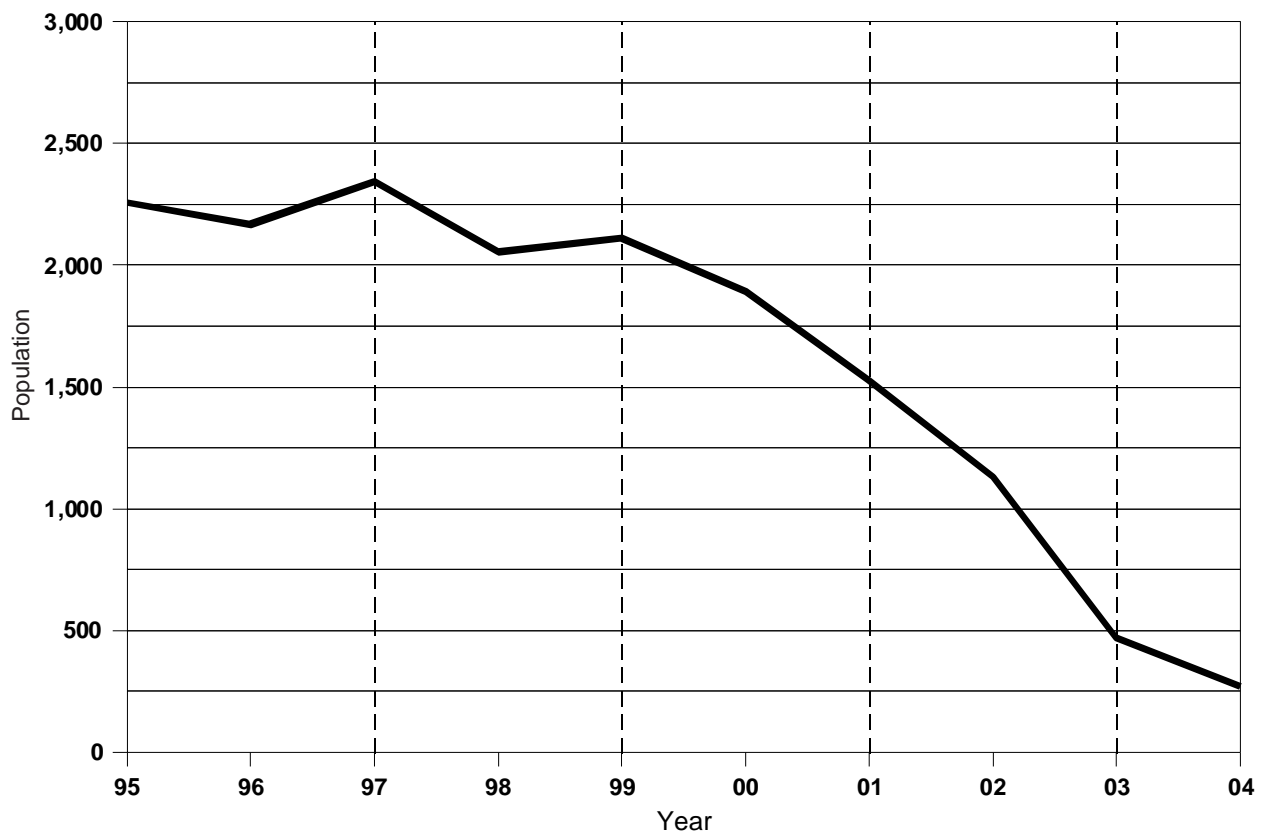
Table E11 provides information regarding movement to and termination from Community Residential Programs during 2004.

Table E12 shows the end-of-year electronic monitoring population from 1999 through 2004, broken down by type of offender.

Table E13 presents information regarding the CRP zero tolerance escape policy.

# E10 Year-End Prisoner Population: Community Residential Programs (Community Corrections Centers & Electronic Monitoring) Calendar Years 1995 - 2004

Year	Year-End Population	Numerical Change	Percent Change
1995	2,258	---	---
1996	2,167	(91)	(4.0)
1997	2,345	178	8.2
1998	2,058	(287)	(12.2)
1999	2,117	59	2.9
2000	1,897	(220)	(10.4)
2001	1,532	(365)	(19.2)
2002	1,132	(400)	(26.1)
2003	470	(662)	(58.5)
2004	274	(196)	(41.7)



SOURCE: Prisoner Census Report.

# E11 2004 Prisoner Movement Summary: Community Residential Programs

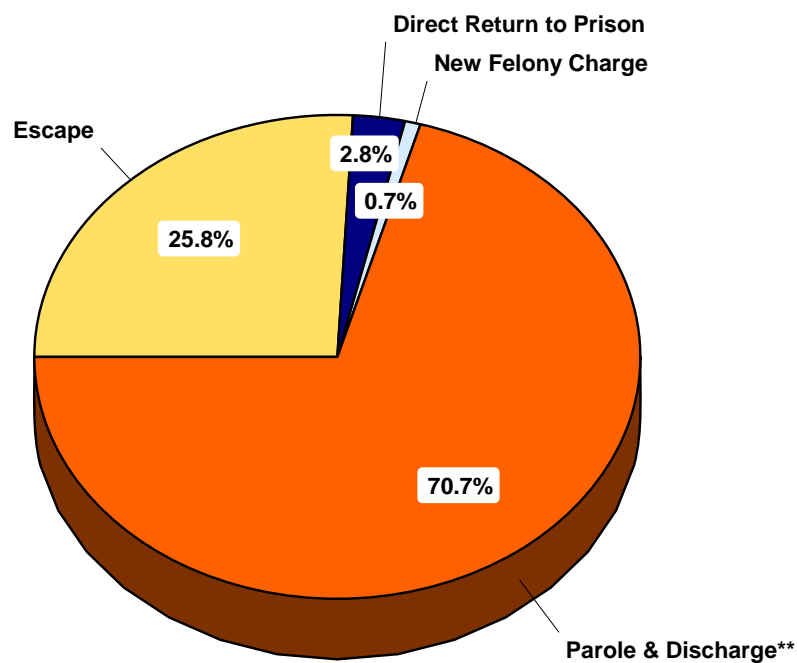
Beginning Population .....	470
Transfers In .....	850
<b>Total Service Population .....</b>	<b>1,320</b>
<b>Average Monthly Population .....</b>	<b>390</b>

## TERMINATIONS

Movement to Parole .....	582
Discharge from Sentence .....	121
Escape .....	257
Direct Return to Prison* .....	28
New Felony Charge .....	7
Death .....	1
<b>Total .....</b>	<b>996</b>

\*Includes medical, administrative and disciplinary returns.

## PERCENTAGE DISTRIBUTION OF TERMINATIONS



\*\*1 Death included in Discharges.

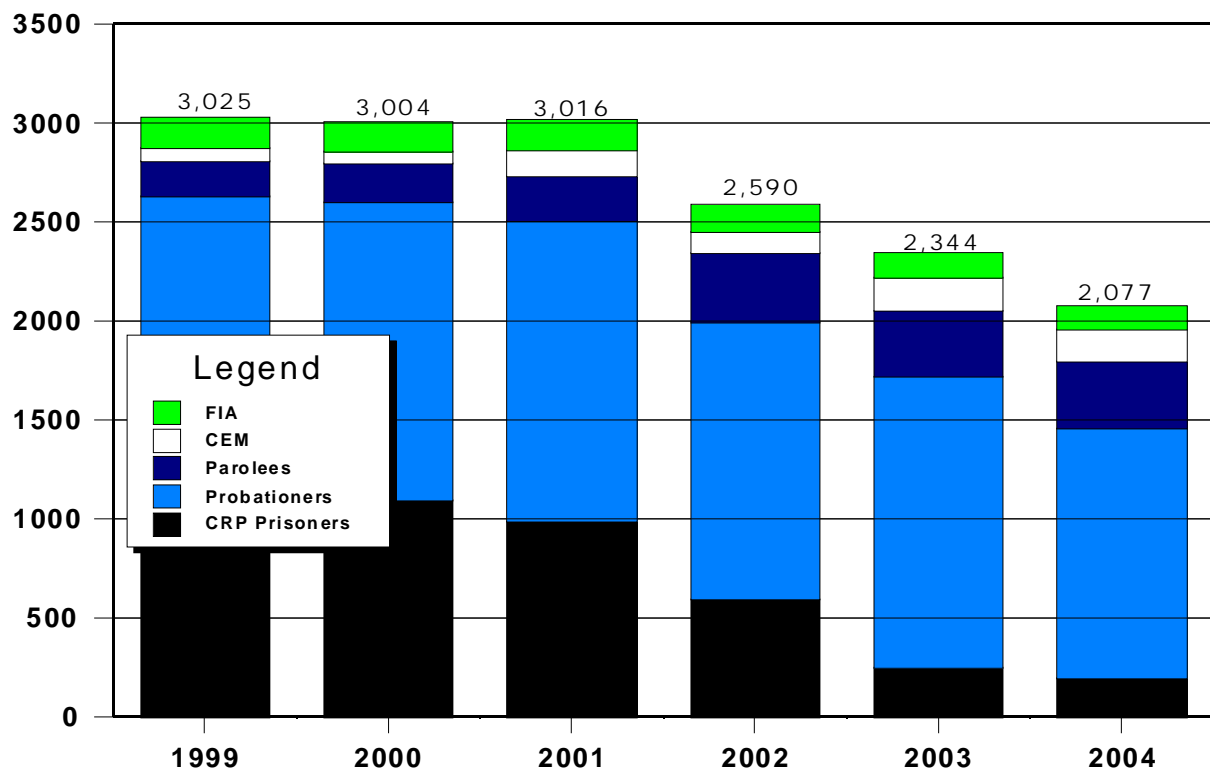
SOURCE: Correction Management Information System (CMIS).



# E12 End-of-Year Electronic Monitoring Population

Calendar Year 1999 - 2004

Year	Community Residential Programs Prisoners	Probationers	Parolees	Community Electronic Monitoring*	Family Independence Agency*	TOTAL
1999	1,126	1,505	177	65	152	3,025
2000	1,094	1,505	194	59	152	3,004
2001	990	1,514	228	129	155	3,016
2002	597	1,397	349	110	137	2,590
2003	249	1,472	330	170	123	2,344
2004	197	1,263	336	160	121	2,077
2004 % Total	9%	61%	16%	8%	6%	100%



SOURCE: Field Operations Administration.

\*Leased Equipment and monitoring services to local community corrections and FIA juvenile agencies.

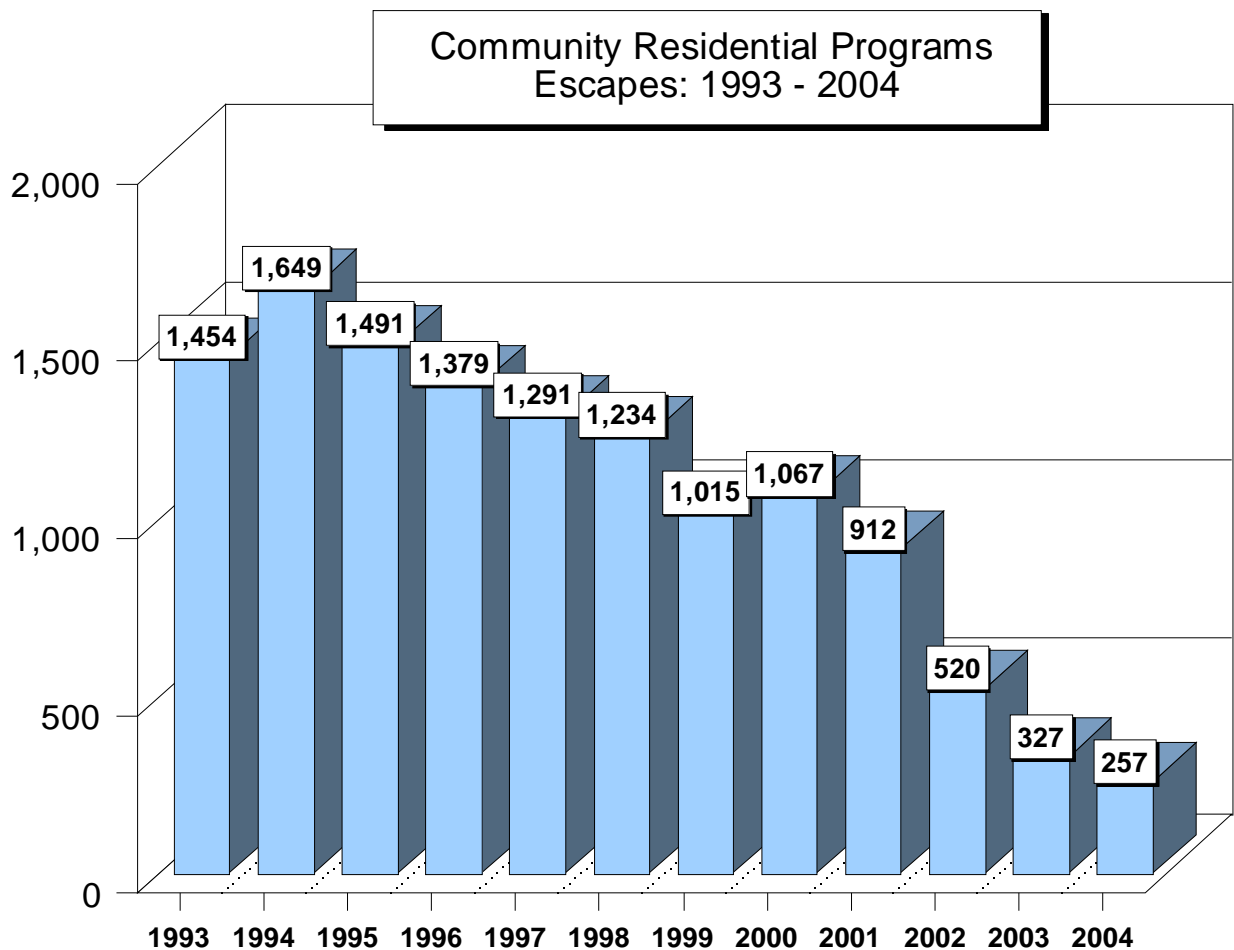
## E13 Zero Tolerance Escape Policy 1993 - 2004 Community Residential Programs

- Zero tolerance escape policy was implemented on September 1, 1993 to strengthen monitoring and accountability of prisoners in community programs.
- Under the policy, prisoners must adhere to preset daily schedules which determine their whereabouts at specific times. Any violations of the schedules without mitigating

circumstances are considered escapes, and immediate steps are taken to apprehend and return the prisoners to an institution.

- Zero tolerance CRP escapes increased sharply at first while prisoners got used to the policy, but the number of CRP escapes subsequently declined over the years. In the most recent years the decline in

CRP escape numbers has also reflected the drop in CRP population, resulting from the Truth in Sentencing law, which prohibits CRP placement for affected prisoners until after the full minimum sentence has been served.



SOURCE: Corrections Management Information System (CMIS)



## *Office of Community Corrections*

The Office of Community Corrections (OCC) works with local units of government and criminal justice professionals to implement Michigan's Community Corrections Act. The purpose of the Act is to increase the range and utilization of community sanctions and services for non-violent offenders in order to reduce admissions to prison. The OCC implements program policies, guidelines and standards, and provides technical assistance to local units of government to develop and implement locally-developed comprehensive corrections plans. These plans outline criminal justice problems and how policies and practices and P.A. 511 funds will address them.

Local governments voluntarily participate in the implementation of the Act through forming Community Corrections Advisory Boards (CCABs) which have responsibilities for developing comprehensive corrections plans. The plans establish the framework for applications for funds. Since 1989, 80 counties across the state have elected to participate in implementation of the Act through the formulation of single-county, multi-county and county-city Community Corrections Advisory Boards. During

Fiscal Year 2004, community corrections funds were awarded to support programming in 73 counties pursuant to plans/proposals prepared by 47 CCABs.

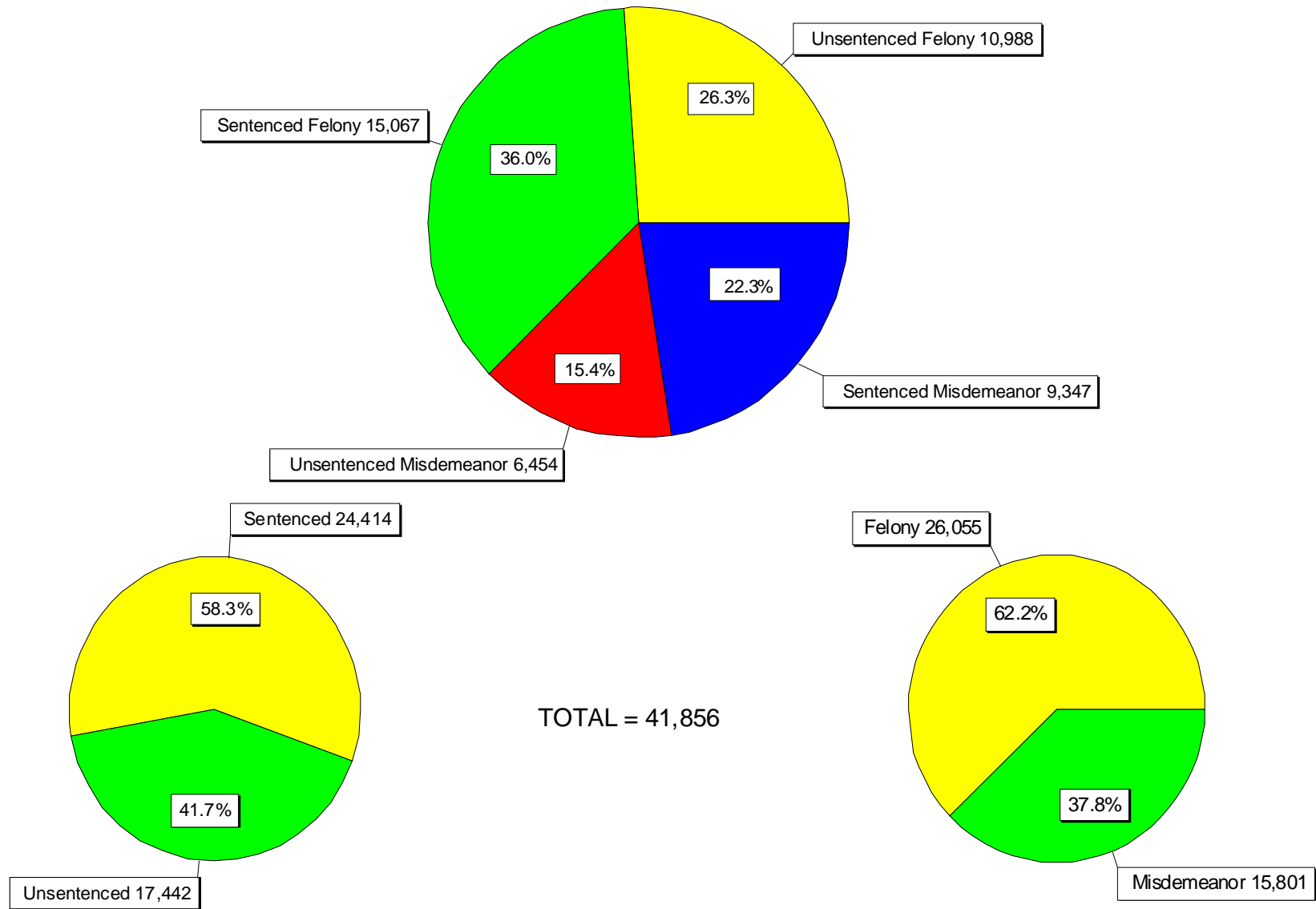
During fiscal 2004, \$12,952,283 was awarded for comprehensive corrections plans and services, and \$15,820,560 for probation residential services.

The OCC continued to work with local agencies to upgrade criminal justice information systems and to facilitate data sharing and the development of integrated information systems in FY 2004. This included efforts to integrate information from jails, courts, probation, service providers and local community corrections agencies. The goals are to reduce redundancy in data entry, improve the quality of the data available at local and state levels, improve communication among agencies and improve the efficiency of criminal justice decision making.

The number of new enrollees in community corrections programs during FY 2004 was 41,856. Table E14 shows the number of offenders determined eligible and enrolled in programs by crime class and legal status.

Table E15 shows the award of comprehensive plans and services funds by program category. Table E16 illustrates the authorized and actual utilization of probation residential services.

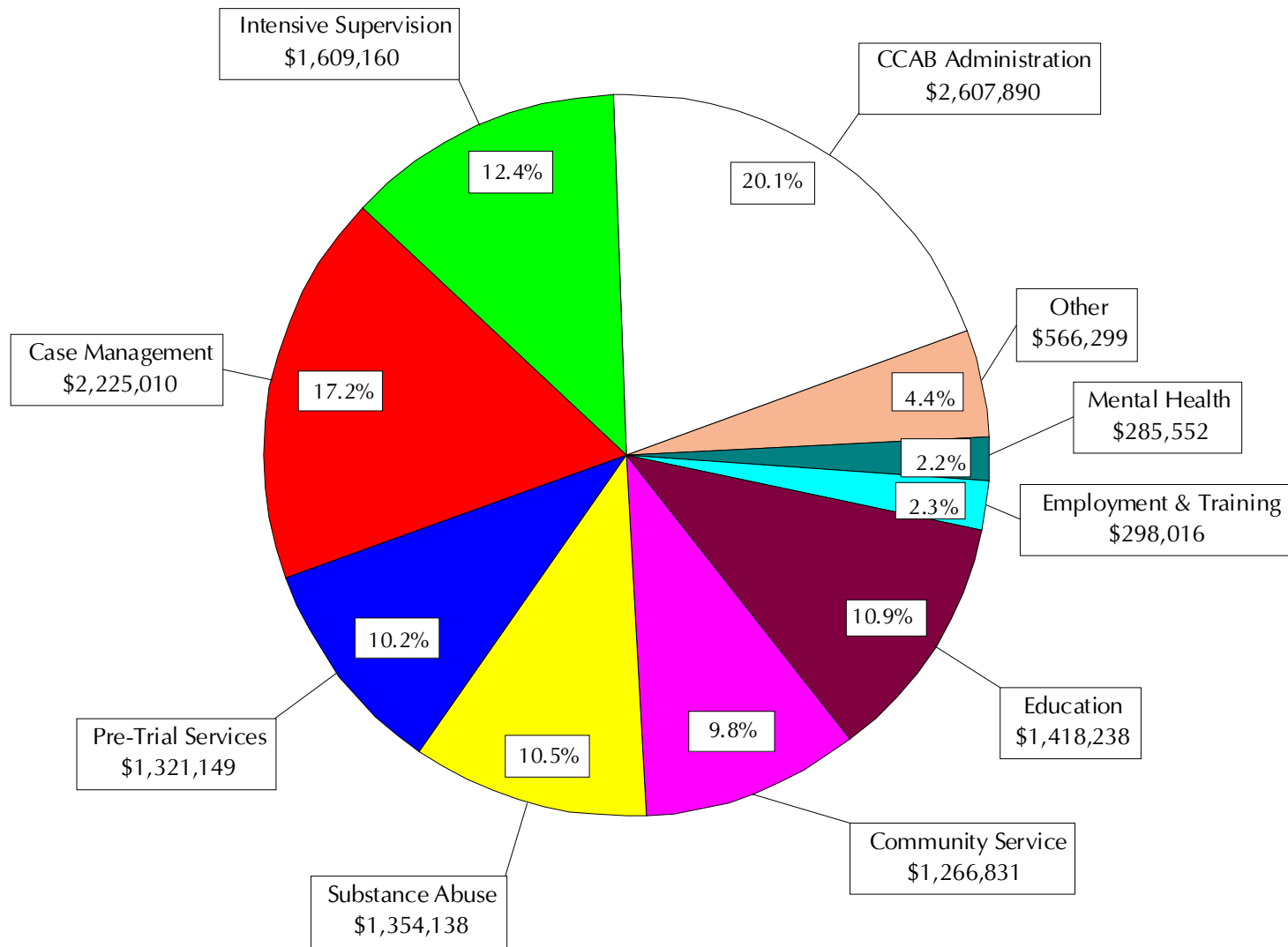
# **E14** Offenders Enrolled in P.A. 511 Community Corrections Programs in FY 2004 *By Crime Class and Legal Status at Enrollment*



SOURCE: Field Operations Administration

# E15 Grants Awarded in FY 2004: \$12,952,283

Community Corrections Comprehensive Plans and Services



SOURCE: Field Operations Administration

# E16 2004 Probation Residential Services

PROGRAM	AUTHORIZED AVERAGE DAILY POPULATION	ACTUAL AVERAGE DAILY POPULATION	UTILIZATION RATE
ALLEGAN	4.9	4.5	91.6%
BARRY	1.0	0.9	91.1%
BAY	5.4	5.4	100.0%
BERRIEN	33.0	33.0	100.0%
CALHOUN	23.0	22.4	97.5%
EATON	8.7	8.6	98.6%
GENESEE	71.7	71.6	100.0%
INGHAM	26.9	24.9	92.6%
ISABELLA	2.0	1.7	82.5%
JACKSON	9.1	8.5	93.9%
KALAMAZOO	75.9	73.7	97.1%
KENT	88.0	84.7	96.2%
LENAWEE	7.6	7.6	100.0%
LIVINGSTON	6.3	6.3	100.0%
MACOMB	28.0	28.0	99.9%
MARQUETTE	2.0	1.4	69.0%
MIDLAND	4.0	3.5	88.3%
MONROE	21.0	20.2	96.2%
MUSKEGON	38.6	38.6	100.0%
NORTHERN MICHIGAN	4.8	2.7	56.2%
NORTHWEST MICHIGAN	9.0	7.1	79.1%
OAKLAND	100.0	100.0	100.0%
OTTAWA	3.1	3.1	100.0%
SAGINAW	60.0	59.1	98.5%
SHIAWASSEE	1.0	0.5	52.0%
ST. CLAIR	32.4	30.6	94.4%
ST. JOSEPH	32.0	32.0	100.0%
THIRTEENTH CIRCUIT CCAB	9.5	9.3	98.3%
THIRTY-FOURTH CIRCUIT	2.3	2.3	100.0%
THUMB AREA	3.3	3.3	100.0%
TWENTY-SIXTH CIRCUIT	5.3	3.4	65.0%
VAN BUREN	11.7	11.6	99.1%
WASHTENAW	21.7	21.7	100.0%
WAYNE	202.0	200.5	99.3%
WEST CENTRAL U.P.	1.0	0.8	75.0%
<b>TOTALS</b>	<b>956.0</b>	<b>933.5</b>	<b>97.6%</b>

Source: Field Operations Administration

---

# *Department Operations*



This section contains data and information about a variety of Departmental programs and administrative functions, operations and services.

There are four subsections.

- *Prisoner Program, Misconduct and Litigation Statistics*
- *Bureau of Correctional Industries*
- *Health Care Services*
- *Department Expenditures and Personnel Summaries*







## *Prisoner Program, Misconduct and Litigation Statistics*

Tables F1b, F1c, and F2 provide statistics regarding prisoner participation in the various institutional programs, library and volunteer activities, religious services, and academic and vocational programs that were available during 2004.

Table F3 shows the number and disposition of misconduct charges, by location, that were issued against prisoners in 2004.

Table F4 is a summary of the number of lawsuits filed against the Department, by category and year (2001-2004).

# F1b 2004 Prisoner Library and Volunteer Activity - Average Monthly Participation

Page One of Two

Facility Code	Name	Law Library Hours	Law Library Visits	General Library Hours	General Library Visits	Average No. of Volunteers	Average No. of Volunteer Hours
LMF	Alger Maximum Corr Facility	2,026	23,399	331	3,042	23	51
CCU	•Camp Cusino	0	0	2,064	2,253	57	154
AMF	Baraga Maximum Corr Facility	1,390	0	0	0	139	150
CKT	•Camp Kitwen	0	0	53	160	27	85
IBC	Bellamy Creek Corr Facility	1,974	14,832	4,022	5,602	496	830
OTF	Boyer Road Corr Facility	1,745	5,641	1,480	10,512	912	2,578
DRF	Carson City Corr Facility	1,535	10,737	1,181	6,785	507	306
RGC	Charles E. Egeler RGC	1,669	14,958	338	1,284	424	300
URF	Chippewa Corr Facility	340	540	275	338	61	114
JCS	Cooper Street Corr Facility	0	0	0	0	0	0
ITF	Deerfield Corr Facility	1,699	9,107	1,699	23,965	1,643	7,525
LRF	Earnest C. Brooks Corr Facility	5,713	16,458	4,604	13,375	1,800	0
ACF	Florence Crane Corr Facility	2,387	7,276	1,744	4,373	740	1,778
CDW	•Camp Branch	0	0	0	0	2	8
JCF	G. Robert Cotton Corr Facility	3,041	13,244	2,050	12,709	150	603
ARF	Gus Harrison Corr Facility	4,340	20,629	1,701	4,229	491	480
HTF	Hiawatha Corr Facility	1,935	6,923	1,543	14,250	241	780
HVM	Huron Valley Corr Facility	1,187	3,604	1,187	394	509	556
ICF	Ionia Maximum Corr Facility	1,671	6,778	1,356	3,681	287	488
KCF	Kinross Corr Facility	158	777	158	741	174	1,780
CKO	•Camp Koehler	20	60	38	112	14	21
LCF	Lakeland Corr Facility	1,765	9,043	1,765	9,079	317	851
MRF	Macomb Corr Facility	0	0	0	0	0	0
MBP	Marquette Branch Prison	1,150	5,326	1,657	3,969	1,648	2,946
STF	Mid-Michigan Corr Facility	2,445	3,440	2,445	6,617	1,300	879
NRF	Mound Corr Facility	7,609	25,329	5,905	747	600	1,473
MCF	Muskegon Corr Facility	1,784	19,547	1,942	14,107	1,029	1,640
NCF	Newberry Corr Facility	1,996	4,826	2,026	13,642	429	882
CMQ	•Camp Manistique	0	0	100	119	8	28
ECF	Oaks Corr Facility	2,035	6,631	2,039	1,771	99	601
CSA	•Camp Sauble	0	0	184	90	5	14
OCF	Ojibway Corr Facility	3,870	8,238	3,870	6,952	116	169
COT	•Camp Ottawa	0	0	5,792	23,492	224	2,220
SMT	Parnall Corr Facility	41	1,204	25	280	123	169
ATF	Parr Highway Corr Facility	1,863	3,422	1,566	7,215	617	1,124
SPR	Pine River Corr Facility	3,294	3,198	3,294	4,753	486	435
MPF	Pugsley Corr Facility	111	295	55	564	66	419
MTU	Richard A. Handlon Corr Fac	1,835	2,225	1,976	6,190	521	0
RCF	Riverside Corr Facility	2,936	9,700	2,810	7,502	461	620
SCF	Robert Scott Corr Facility	400	784	693	413	127	250
CBI	•Camp Brighton	1,544	1,480	0	0	894	2,145
RRF	Ryan Corr Facility	1,761	15,767	0	0	0	0
SRF	Saginaw Corr Facility	2,942	24,209	3,548	20,450	1,831	2,497

# **F1b** 2004 Prisoner Library and Volunteer Activity - Average Monthly Participation

Page Two of Two

Facility Code	Name	Law Library Hours	Law Library Visits	General Library Hours	General Library Visits	Average No. of Volunteers	Average No. of Volunteer Hours
JMF	Southern Michigan Corr Facility	179	1,758	179	1,084	111	148
SLF	St. Louis Corr Facility	2,585	20,938	2,532	12,609	537	587
SMF	Standish Maximum Corr Facility	1,848	11,255	176	3,025	382	763
CLE	•Camp Lehman	97	489	78	504	12	52
KTF	Straits Corr Facility	1,558	3,758	2,857	15,462	710	1,962
TCF	Thumb Corr Facility	2,709	8,916	3,398	6,333	792	2,662
CTU	•Camp Tuscola	0	0	3,600	864	396	444
MTF	West Shoreline Corr Facility	1,513	5,079	1,242	9,100	676	1,613
WCF	Western Wayne Corr Facility	111	573	50	198	97	0
Total		82,811	352,393	81,628	284,936	23,311	46,180

Source: Special Activities Coordinator (Correctional Facilities Administration).

Note: Information is not included for prisoners under the supervision of the Field Operations Administration (CRP), Correctional Facilities Administration (SAI), and the private leased Michigan Youth Correctional Facility.

## F1c 2004 Prisoner Religious Preferences

Denomination	Number of Participants	Percent
Atheist	40	0.1
Buddhist	417	0.9
Catholic	5,547	11.5
Church of Scientology	37	0.1
Hare Krishna	6	0.0
Jehovah's Witnesses	711	1.5
Jewish	661	1.4
Melanic	4	0.0
Moorish Science Temple	3,028	6.3
Muslim (Al Islam)	1,791	3.7
Nation of Islam	2,241	4.6
Native American Traditional Ways	972	2.0
No Preference	5,209	10.8
Other Faiths/Religion	1,801	3.7
Protestant	24,970	51.8
Seventh Day Adventist	290	0.6
Unknown Faith	492	1.0
<b>Total</b>	<b>48,217</b>	<b>100.0</b>

Note: Religious programming varies among the different facilities depending on population and classification levels.

Source: Special Activities Coordinator (Correctional Facilities Administration).

## F2 Institutional Education Program Statistics - Enrollments for 2004

Page One of Three

	Alger Maximum	Baraga Maximum	Bellamy Creek	Boyer Road	Carson City	CFA Camps	Chippewa Corr.	Cooper Street	Deerfield	Earnest C. Brooks	Florence Crane	G. Robert Cotton	Gus Harrison	Hiawatha	Huron Valley
ACADEMIC															
Basic Education	33	90	263	89	165	336	213	78	285	58	244	185	244	5	32
GED	12	34	30	10	35	171	30	26	85	179	2	83		12	6
Pre-release		82	109	73		14	95	125			49	48		71	35
Title I - EDIA			42		9	20	7	1	5	3	4	47	10		1
Special Ed			20						17			22			3
Cell Study			133				34								3
Academic Total	45	206	597	172	209	541	379	230	392	240	299	385	254	88	80
VOCATIONAL															
Auto Body															
Auto Mechanics															
Building Trades				13			17		14			5		25	
Electronics										16					
Food Service					13		16			9	7	15	43		
Visual Graphic									11						
Horticulture			36	12					1		31		7		
Custodial Maint			26			8	20	35	20	32		13	40	108	98
Machine Tool															
Business Ed				42					24					41	
Optical Tech									1						
Welding															
Technical Math															
Other				186				35					113	299	
Vocational Total	0	0	62	253	13	8	53	70	71	57	38	33	203	473	98

## F2 Institutional Education Program Statistics - Enrollments for 2004

Page Two of Three

	Ionia Maximum	Kinross	Lakeland	Macomb	Marquette Branch Prison	Mid- Michigan	Mound	Muskegon	Newberry	Oaks	Ojibway	Parnall	Parr Highway	Pine River	Pugsley
ACADEMIC															
Basic Education	101	28	153	273	103	39	58	56	451		302	205	202	203	25
GED	134	9	87	29	68	38	59	85	46		46	76		104	7
Pre-release		76	69	53	47	22		162	138		67	240	27		
Title I - EDIA			16		14	1	1			1	46		8	18	
Special Ed					4			4							
Cell Study															
Academic Total	235	113	325	355	236	100	118	307	635	1	461	521	237	325	32
VOCATIONAL															
Auto Body		15													
Auto Mechanics		20						24				19			
Building Trades		27				13	2								29
Electronics						32							20		
Food Service			34	44				15							
Visual Graphic															
Horticulture		9	37	1		21	8	30				30		16	
Custodial Maint	28	53		40	58	71	22	64	60		45				
Machine Tool															
Business Ed		28				20								3	16
Optical Tech															
Welding		25													
Tech Math								157							28
Other		549		64	81	72					37		4	48	
Vocational Total	28	726	71	149	139	229	32	290	60	0	82	49	24	67	73

## F2 Institutional Education Program Statistics - Enrollments for 2004

Page Three of Three

	Richard A. Handlon MTU	Riverside	Ryan	Saginaw	Robert Scott	Southern Michigan	St. Louis	Standish Max.	Straits	Thumb	West Shoreline	Western Wayne
ACADEMIC												
Basic Education	106	148		247	190	18	171	49	223	101	77	157
GED	53	85	193	16		178	66	1	33	29	52	37
Pre-release			3	14	131	176	37			109		129
Title I - EDIA	16		1	25	1	1			1	53	2	8
Special Ed	24							2		22		
Cell Study					7		24					
Academic Total	199	233	197	302	329	373	298	52	257	314	131	331
VOCATIONAL												
Auto Body												
Auto Mechanics	9											7
Building Trades	27									22		15
Electronics												
Food Service				18	7					1		
Visual Graphic						8						8
Horticulture		1		2						1		16
Custodial Maint	66	49		74	6	32	89		36	67		
Machine Tool	8											
Business Ed		23			7	26					25	32
Optical Tech												
Welding	16											
Technical Math				47								
Other			15			19						
Vocational Total	126	73	15	141	20	85	89	0	36	91	25	78

SOURCE: Office of Program Services (Administration and Programs).

Note: Information is not included for prisoners under the supervision of the Field Operations Administration (CRP/SAI), and the private leased Michigan Youth Correctional Facility.



## F3 2004 Major Misconduct Statistics: Yearly Totals

Institution	Total Cases	Total Charges	Charges Not Guilty	Percent of Charges Not Guilty	Charges Dismissed	Percent of Charges Dismissed	Total Percent Not Guilty & Dismissed
Alger Maximum	2,598	3,279	33	1.0%	250	7.6%	8.6%
Baraga Maximum	2,417	2,882	54	1.9%	86	3.0%	4.9%
Bellamy Creek	2,957	3,222	128	4.0%	91	2.8%	6.8%
Boyer Road	487	529	38	7.2%	14	2.6%	9.8%
Carson City	1,548	1,771	170	9.6%	52	2.9%	12.5%
CFA Camps	2,878	3,079	155	5.0%	141	4.6%	9.6%
Charles E. Egeler RGC	1,138	1,303	75	5.8%	70	5.4%	11.1%
Chippewa	5,247	5,745	103	1.8%	221	3.8%	5.6%
Comm. Res. Programs	436	470	22	4.7%	17	3.6%	8.3%
Cooper Street	587	648	33	5.1%	21	3.2%	8.3%
Deerfield	772	833	41	4.9%	18	2.2%	7.1%
Earnest C. Brooks	1,966	2,207	96	4.3%	90	4.1%	8.4%
Florence Crane	682	737	76	10.3%	9	1.2%	11.5%
G. Robert Cotton	2,118	2,356	108	4.6%	56	2.4%	7.0%
Gus Harrison	2,236	2,651	139	5.2%	126	4.8%	10.0%
Hiawatha	642	694	23	3.3%	11	1.6%	4.9%
Huron Valley Complex	1,565	1,851	159	8.6%	93	5.0%	13.6%
Ionia Maximum	1,528	1,723	25	1.5%	68	3.9%	5.4%
Kinross	1,313	1,490	52	3.5%	64	4.3%	7.8%
Lakeland	829	894	115	12.9%	48	5.4%	18.2%
Macomb	1,282	1,496	101	6.8%	77	5.1%	11.9%
Marquette Branch	2,247	2,698	46	1.7%	99	3.7%	5.4%
Michigan Youth	2,381	2,627	180	6.9%	361	13.7%	20.6%
Mid-Michigan	529	576	51	8.9%	16	2.8%	11.6%
Mound	511	543	38	7.0%	12	2.2%	9.2%
Muskegon	1,413	1,592	155	9.7%	90	5.7%	15.4%
Newberry	1,553	1,667	46	2.8%	19	1.1%	3.9%
Oaks	1,162	1,233	61	4.9%	44	3.6%	8.5%
Ojibway	1,840	2,129	74	3.5%	74	3.5%	7.0%
Parnall	1,238	1,362	111	8.1%	59	4.3%	12.5%
Parr Highway	416	459	26	5.7%	11	2.4%	8.1%
Pine River	380	412	22	5.3%	10	2.4%	7.8%
Pugsley	682	722	52	7.2%	28	3.9%	11.1%
Richard A. Handlon MTU	3,480	3,932	176	4.5%	125	3.2%	7.7%
Riverside	1,730	1,915	101	5.3%	107	5.6%	10.9%
Robert Scott	1,531	1,859	292	15.7%	178	9.6%	25.3%
Ryan	986	1,136	101	8.9%	56	4.9%	13.8%
Saginaw	1,698	1,882	103	5.5%	46	2.4%	7.9%
SAI	80	82	2	2.4%	0	0.0%	2.4%
St. Louis	2,049	2,308	140	6.1%	76	3.3%	9.4%
Southern Michigan	2,422	2,711	150	5.5%	71	2.6%	8.2%
Standish Maximum	1,142	1,262	56	4.4%	78	6.2%	10.6%
Straits	824	906	41	4.5%	27	3.0%	7.5%
Thumb	1,011	1,124	80	7.1%	28	2.5%	9.6%
West Shoreline	494	527	31	5.9%	12	2.3%	8.2%
Western Wayne	934	1,042	154	14.8%	49	4.7%	19.5%
<b>TOTAL</b>	<b>67,959</b>	<b>76,566</b>	<b>4,035</b>	<b>5.3%</b>	<b>3,299</b>	<b>4.3%</b>	<b>9.6%</b>

Source: Corrections Management Information System (CMIS).

## F4 Litigation Statistics, 2001 - 2004

CATEGORY	2001	2002	2003	2004
Access to Courts	11	15	6	8
Community Residential Programs	9	5	3	0
Conditions of Confinement	8	10	14	12
Disciplinary Process	27	24	14	14
Discrimination	6	7	9	2
Employee – Discrimination	21	7	5	2
Employee – Other	23	24	21	22
Failure to Protect – Prisoner	12	14	12	18
Failure to Protect – Public	2	0	0	0
Food	2	1	0	2
Freedom of Information Act	4	5	3	3
Harassment	29	39	45	34
Jail Facilities	0	1	0	1
Mail – Legal	0	2	8	14
Mail – Nonlegal	11	6	4	5
Medical	45	52	59	41
Miscellaneous	59	39	16	14
Parole Administrative Appeal*	230	326	284	115
Parole Release Process**	3	0	0	0
Parole Revocation Process	105	181	65	34
Personal Injury – Prisoner	14	8	4	5
Personal Injury – Public	2	6	0	2
Petitions for Review – APA	226	319	210	143
Programming	10	17	6	9
Property	14	9	5	13
Property – Legal	0	2	1	4
Religion	5	8	16	12
Searches	2	3	0	0
Security Classification	29	29	17	19
State Habeas (Challenge Conviction)***	0	47	89	73
Time Computation	41	72	55	50
Transfer	4	1	3	0
Use of Force	25	32	14	17
Use of Restraints	4	2	1	3
Visits	5	3	3	2
<b>TOTAL LAWSUITS</b>	<b>988</b>	<b>1,316</b>	<b>992</b>	<b>693</b>

SOURCE: Office of Policy and Hearings (Policy & Strategic Planning Administration).

\* This category includes all appeals of Parole Board decisions to Circuit Court under MCL 791.234(7). It includes most cases which were in the "Parole Release Process" category in earlier years.

\*\* Most of this category is now reported in the "Parole Administrative Appeal" category.

\*\*\* New reporting category established in 2002, formerly counted within Miscellaneous.



---

# *Department Operations*



## *Bureau of Correctional Industries*

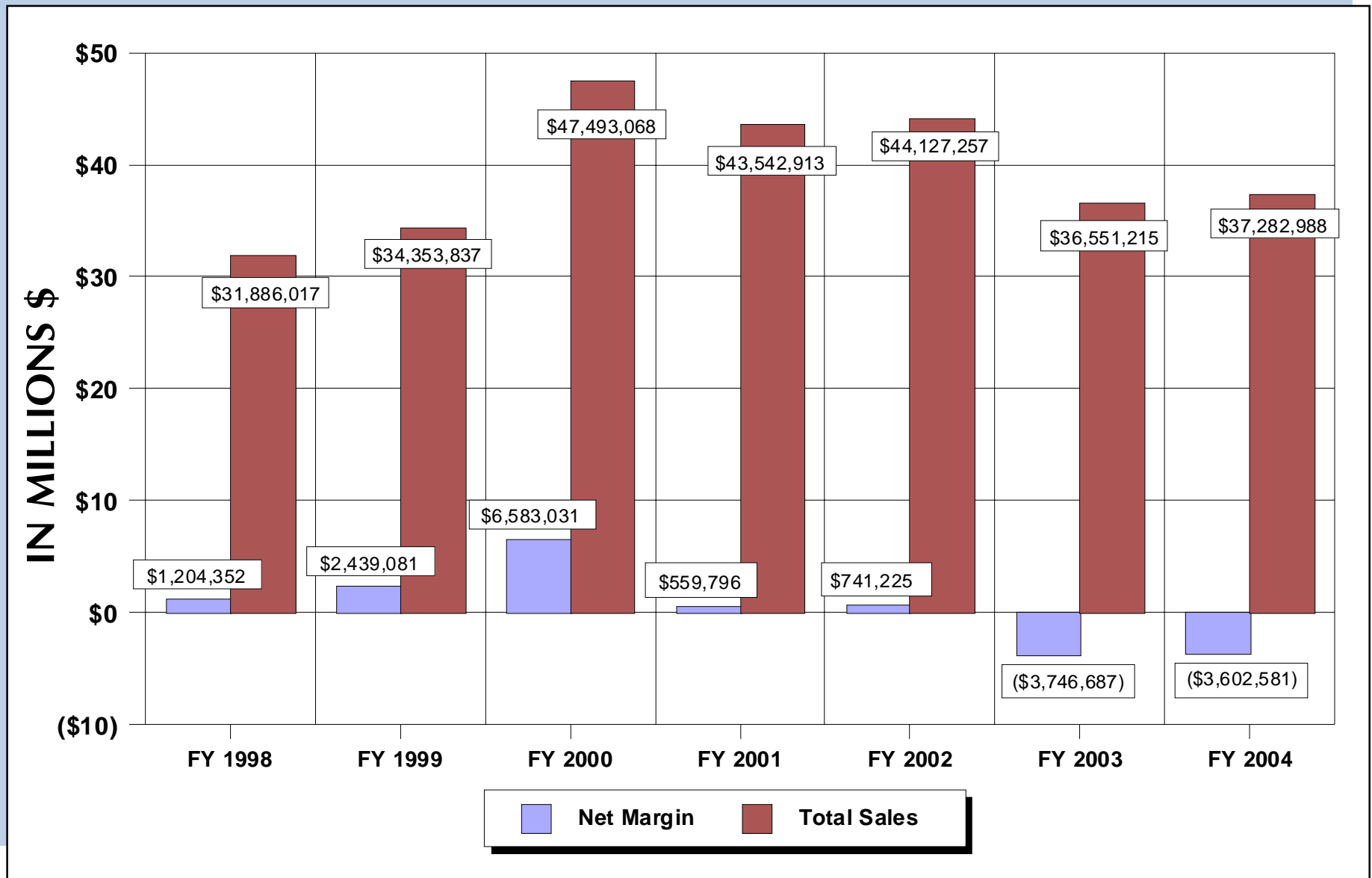
Table F5 is a seven year history of total sales and net margin for the Bureau of Correctional Industries.

Table F6 provides more detailed information regarding total sales and net margin for factory operations, broken down by individual factory and year (FY 2003 and FY 2004).

Table F7 shows the hourly pay schedule for prisoners employed in correctional industries.

## F5 Seven-Year History of Total Sales and Net Margin, FY 1998 - FY 2004

F - 14



SOURCE: Bureau of Correctional Industries (Administration and Programs).

## F6 Comparison of Total Sales and Net Margins from Factory Operations FY 2003 - FY 2004 (In Thousands)

FACTORY	SALES		NET MARGIN or (Loss)	
	FY 2003	FY 2004	FY 2003	FY 2004
Brooks Laundry	\$ 1,223	\$ 1,689	\$ (53)	\$ 123
Camp Ottawa Sawmill	520	530	(228)	(147)
Carson City Garment	3,874	3,821	515	752
Carton	237	202	(6)	17
Chair	511	307	(307)	(266)
Chippewa Garment	843	884	(342)	(70)
Chippewa Laundry	1,076	1,126	(63)	(104)
Computer Operations	92	70	(186)	(300)
Dental Lab	219	204	(25)	(54)
Furniture Restoration	682	321	(191)	(462)
Optical Lab	319	247	(44)	(96)
Jackson Dairy	2,849	3,175	(193)	(570)
Jackson Garment	568	781	(94)	72
Jackson Laundry	1,290	337	(50)	(1,223)
Jackson Print Shop	858	892	(269)	(169)
Janitorial	3,066	3,165	549	327
Kinross Garment	1,673	1,510	(88)	12
License/Plate	2,523	4,168	383	1,345
License/Tab	-	-	-	(2)
Marquette Dairy	363	377	(204)	(238)
Marquette Garment	881	707	(59)	(20)
Mattress	1,301	1,171	(222)	(94)
Meat Processing	3,121	3,296	(617)	(620)
Metal Furniture	711	519	(1,084)	(931)
Plastic Bags	68	35	(58)	(30)
Ryan GIS	69	55	(107)	(205)
Shoe	1,760	1,968	404	123
Sign	588	372	(36)	(204)
Textile	3,917	3,847	(286)	50
Thumb Laundry	1,161	1,320	37	(29)
Vinyl Products	70	52	(120)	(89)
Wood Furniture	118	137	(707)	(369)
<b>TOTAL</b>	<b>\$ 36,551</b>	<b>\$ 37,285</b>	<b>\$ (3,751)</b>	<b>\$ (3,471)</b>

SOURCE: Bureau of Correctional Industries (Administration and Programs).

NOTES: Dollar amounts are rounded to the nearest thousand.

Negative Net Margin represents a loss.

Differences between figures in Tables F5 and F6 are due to miscellaneous revenue.

## F7 2004 Hourly Pay Schedule

### INDUSTRIES HOURLY PAY SCHEDULE

CLASS	Automatic Increases		
	Start	30-Day	60-Day
	A	B	C
1. Trainee	.25	.27	.30
2. Semi-Skilled	.35	.40	.45
3. Skilled	.50	.55	.60
4. Highly Skilled	.65	.70	.75
7. Specialist	.80	.85	.90

Merit increases have been eliminated. Anyone currently at a pay rate which exceeds the maximum rate for that classification will be frozen.

SOURCE: Bureau of Correctional Industries (Administration and Programs).



## Health Care Services

This section presents tables and charts regarding the cost of health care services for prisoners. Services are provided by the Bureau of Health Care Services. The Bureau has two main goals:

- Provide cost-effective care.
- Provide quality care.

Tables and Charts F8 through F10 summarize the Department's FY 2004 health care costs for prisoners and include comparisons for previous years. The tables and charts:

- Compare health care costs since the implementation of *managed care* for prisoners to costs prior to implementation.

- Distinguish between *medical, dental, and psychological services* provided or controlled directly by the Department of Corrections versus *mental health* care costs provided directly by the Department of Community Health (DCH) for prisoners with serious mental illness.

- Show a detailed breakdown of the costs under direct control of the Department of Corrections, (i.e. excluding the DCH costs).

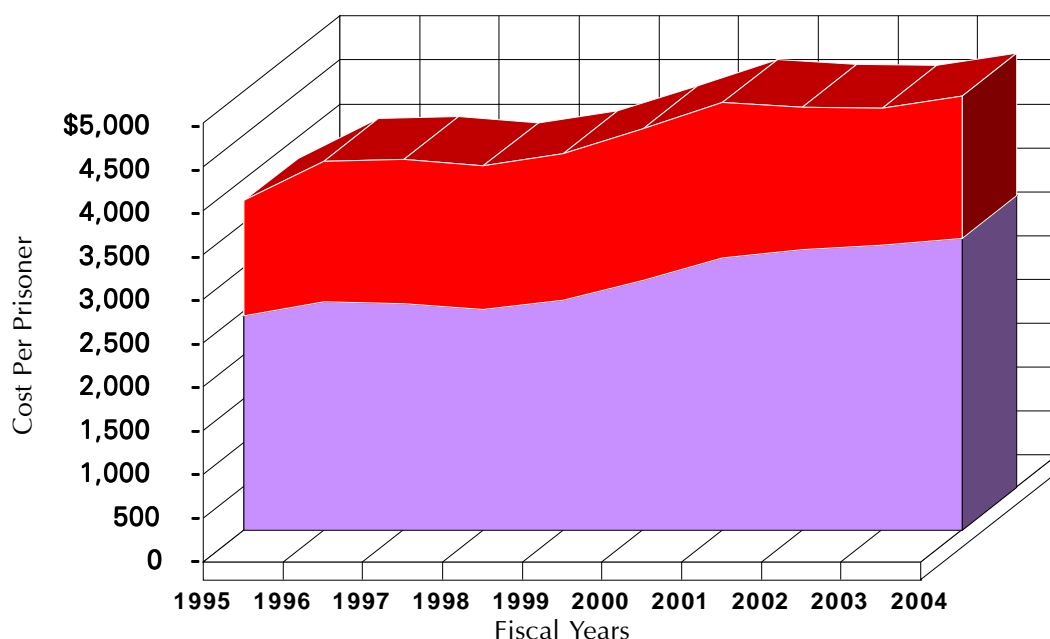


# F8 Health Care Expenditures Profile

FY 1995 - FY 2004

Fiscal Year	Average Population*	Annual Percent Change	Average Cost Per Prisoner			
			Medical, Dental, MDOC Psychological Services (MDPS)	MDPS Annual Percent Change	DCH** Mental Health	TOTAL
1995	42,787	---	2,437	---	1,313	3,750
1996	44,586	4.2%	2,603	6.8%	1,596	4,199
After Implementing Managed Care						
1997	44,768	0.4%	2,573	(1.2%)	1,654	4,227
1998	45,508	1.7%	2,515	(2.3%)	1,635	4,150
1999	46,030	1.1%	2,614	3.9%	1,668	4,282
2000	46,986	2.1%	2,839	8.6%	1,735	4,574
2001	48,528	3.3%	3,101	9.2%	1,766	4,867
2002	49,855	2.7%	3,197	3.1%	1,615	4,812
2003	50,561	1.4%	3,250	1.7%	1,560	4,810
2004	49,179	(2.7%)	3,322	2.2%	1,624	4,946

**Total Average Cost Per Prisoner**



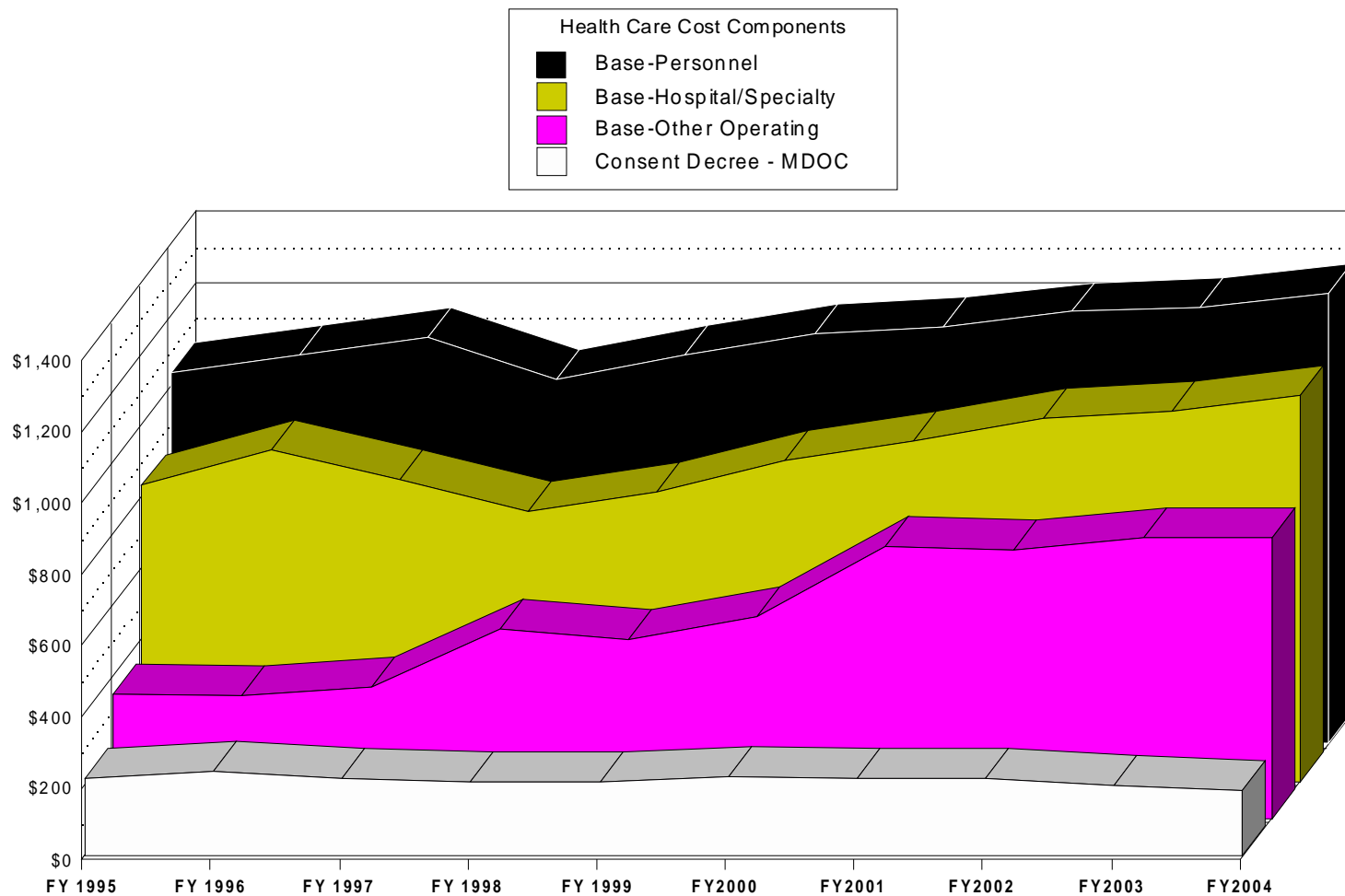
\* Based on Service Population.

\*\* Mental Health costs under direct control of the Department of Community Health (DCH) for prisoners with serious mental illness.

NOTE: Some numbers in this table have changed from those reported in previous years. This is the result of changing from a system of reporting expenditures in the year they accrued to a system of reporting expenditures in the year they were paid.

Source: Bureau of Health Care Services (Administration and Programs).

# F9 Trend of Per Prisoner Health Care Cost Components Under Direct Control of MDOC FY 1995 - FY 2004\*



## Pre-Managed Care

## After Implementing Managed Care

	FY1995	FY 1996	FY1997	FY1998	FY1999	FY2000	FY2001	FY2002	FY2003	FY2004
Base-Personnel	\$1,042	\$1,092	\$1,139	\$1,022	\$1,091	\$1,151	\$1,170	\$1,212	\$1,224	\$1,265
Base-Hospital/Specialty	\$829	\$931	\$846	\$758	\$810	\$902	\$955	\$1,016	\$1,040	\$1,084
Base-Other Operating	\$351	\$345	\$368	\$531	\$503	\$565	\$761	\$751	\$787	\$789
Consent Decree - MDOC	\$215	\$235	\$219	\$205	\$209	\$220	\$215	\$218	\$199	\$184

SOURCE: Bureau of Health Care Services (Administration and Programs)

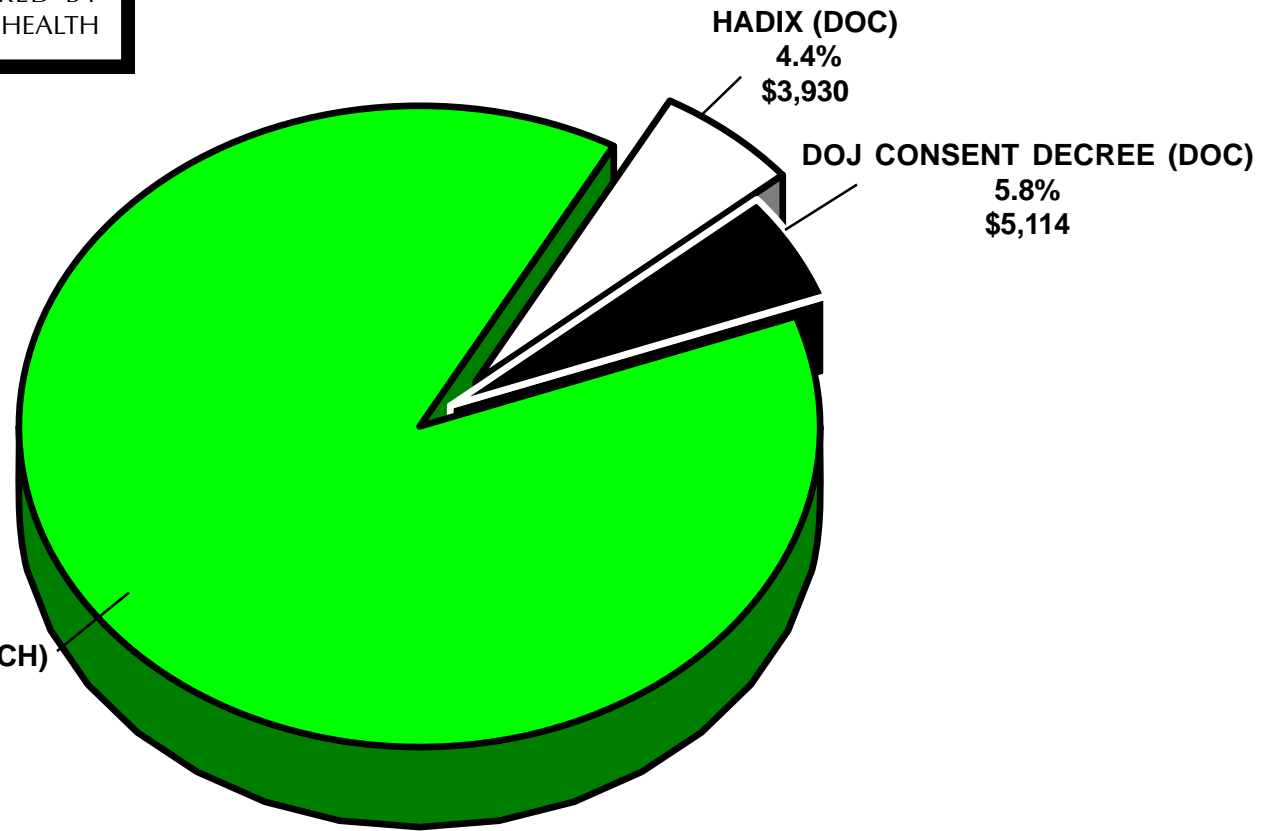
\*Excludes mental health costs under the direct control of the Department of Community Health.

Some numbers in this table have changed from those reported in previous years. This is the result of changing from a system of reporting expenditures in the year they accrued to a system of reporting expenditures in the year they were paid.

# F10 Consent Decree Health Care Expenditures FY 2003 - FY 2004

(In Thousands)

89% OF CONSENT DECREE DOLLARS  
SUPPORT MENTAL HEALTH PROGRAMS  
FOR PRISONERS ADMINISTERED BY  
DEPARTMENT OF COMMUNITY HEALTH



**DOJ PSYCHIATRIC PLAN (DCH)**  
89.8%  
\$79,879

**HADIX (DOC)**  
4.4%  
\$3,930

**DOJ CONSENT DECREE (DOC)**  
5.8%  
\$5,114

NOTE: Consent Decree Expenditures represent the cost of program improvements made pursuant to agreement with the federal court or by court order under the Consent Decrees.

FY 03/04	HADIX (DOC)	DEPT. OF JUSTICE CONSENT DECREE (DOC)	DEPT. OF JUSTICE PSYCHIATRIC PLAN (DCH)	TOTAL FY 03/04 EXPENDITURES
EXPENDITURES (Thousands)	\$3,930	\$5,114	\$79,879	\$88,923

---

# *Department Operations*



## *Department Expenditures and Personnel Summaries*

This section summarizes how the Department spent its fiscal year 2004 appropriations and presents statistics regarding the Department's employees.

Table F11 shows spending broken down by facilities and other Departmental operations. Table F11a is a summary chart of Department spending by function.

Tables F12 and F12a present information about the number and characteristics of Department employees by location.

# F11 Actual Expenditures and Encumbrances Excluding Capital Outlay—FY 2004

F - 22

Location	Percent	Expenditures
<b>Central Office Administration</b>	1.08%	\$ 16,918,155
<b>Department-Wide Costs:</b>		
Equipment and Special Maintenance	0.10	1,613,269
Human Resources <sup>1</sup>	1.01	15,823,322
Inmate Legal Services Program	0.04	700,003
New Employee Training/Projects	0.15	2,352,957
Prosecutorial and Detainer Expenses	0.26	4,068,423
Substance Abuse Programs	1.14	17,890,280
Workers Compensation	1.18	18,472,671
<b>Field Operations, including CRP and SAI<sup>2</sup></b>	9.00	141,147,251
<b>Office of Community Corrections</b>	1.73	27,134,337
<b>Health Care/Clinical</b>	9.82	154,118,494
<b>Consent Decree</b>	6.37	99,906,775
<b>Information Technology</b>	0.79	12,379,727
<b>Correctional Facilities:</b>		
Correctional Facilities Administration	2.13	33,426,201
Alger Maximum Correctional Facility	1.75	27,402,739
Baraga Maximum Correctional Facility	1.99	31,294,799
Bellamy Creek Correctional Facility	2.28	35,841,554
Carson City Correctional Facility	2.58	40,419,650
Charles E. Egeler RGC	2.76	43,268,366
Chippewa Correctional Facility	2.47	38,835,500
Cooper Street Correctional Facility	1.27	19,947,855
Deerfield Correctional Facility	0.94	14,747,965
Earnest C. Brooks Correctional Facility	2.44	38,254,796
Florence Crane Correctional Facility	1.84	28,801,392
G. Robert Cotton Correctional Facility	2.03	31,835,802
Gus Harrison Correctional Facility	2.40	37,686,207

Location	Percent	Expenditures
<b>Correctional Facilities (Cont'd.)</b>		
Huron Valley Complex	1.33	20,840,503
Ionia Maximum Correctional Facility	1.65	25,876,304
Jackson Central Region	0.77	12,139,539
Kinross Correctional Facility	2.86	44,836,139
Lakeland Correctional Facility	1.43	22,379,078
Macomb Correctional Facility	1.53	24,071,902
Marquette Branch Prison	2.03	31,839,392
Michigan Youth Correctional Facility <sup>3</sup>	0.12	1,820,630
Mound Correctional Facility	1.60	25,040,960
Muskegon Correctional Facility	1.37	21,490,893
Newberry Correctional Facility	1.62	25,400,811
Oaks Correctional Facility	1.77	27,823,053
Ojibway Correctional Facility	1.32	20,676,819
Parnall Correctional Facility	1.25	19,652,130
Pine River Correctional Facility	1.01	15,892,915
Pugsley Correctional Facility	1.02	16,053,022
Richard A. Handlon Correctional Facility	1.31	20,532,392
Riverside Correctional Facility	1.49	23,388,971
Robert Scott Correctional Facility	1.90	29,889,435
Ryan Correctional Facility	1.61	25,292,609
Saginaw Correctional Facility	1.76	27,667,941
Southern Michigan Correctional Facility	1.92	30,110,638
St. Louis Correctional Facility	2.79	43,779,842
Standish Maximum Correctional Facility	1.98	31,142,069
Thumb Correctional Facility	1.74	27,329,390
Western Wayne Correctional Facility	1.27	19,902,333
<b>TOTALS</b>	<b>100.00%</b>	<b>\$1,569,158,200</b>

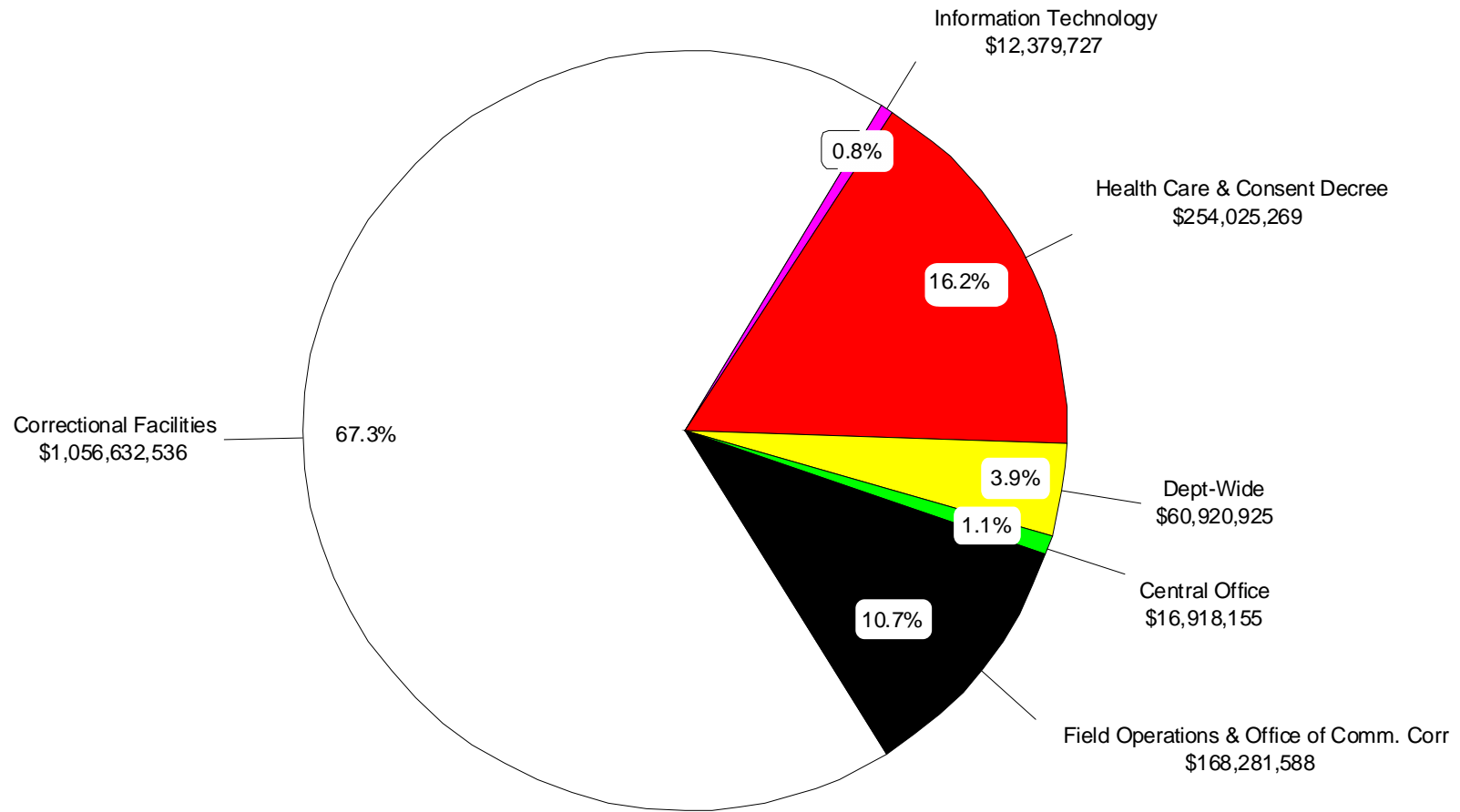
<sup>1</sup>Human Resources has its own line reducing facilities and Central Office Admin lines.

<sup>2</sup>Effective 6/04 administratively under CFA; however, appropriation is still in FOA.

<sup>3</sup>Michigan Youth Correctional Facility increase is result from discontinuation of VOI/TIS grant.

SOURCE: Office of Fiscal Management (Administration and Programs).

## F11a FY 2004 Corrections Operating Expenditures: \$1,569,158,200



Correctional Facilities, including Health Care and Consent Decree: \$1,310,657,805 = 83.5%

SOURCE: Office of Fiscal Management (Administration and Programs).

# F12 Number of Employees as of December 31, 2004

Location	Total Employees	Total Minority Employees	Total Corrections Officers <sup>1</sup>	Total Female Corrections Officers	Total Minority Corrections Officers
Alger Maximum Correctional Facility (LMF)	350	23	228	38	13
Baraga Maximum Correctional Facility (AMF)	428	20	291	28	15
Bellamy Creek Correctional Facility (IBC)	498	69	301	48	44
Bureau of Correctional Industries (BCI)	191	20	0	0	0
Carson City Correctional Facility <sup>2</sup> (DRF)	551	39	323	62	19
Central Office (CO)	591	127	0	0	0
Charles E. Egeler (RGC)	750	124	417	55	56
Chippewa Correctional Facility <sup>3</sup> (URF)	580	66	320	38	44
Cooper Street Correctional Facility (JCS)	396	68	178	27	25
Deerfield Correctional Facility (ITF)	210	26	113	17	14
Earnest C. Brooks Correctional Facility <sup>4</sup> (LRF)	521	143	292	65	80
Field Operations Administration (FOA)	1,733	568	81	18	29
Florence Crane Correctional Facility (ACF)	375	22	228	57	12
G. Robert Cotton Correctional Facility (JCF)	424	79	278	53	57
Gus Harrison Correctional Facility <sup>5</sup> (ARF)	519	54	306	48	23
Huron Valley Complex <sup>6</sup>	616	250	379	134	168
Ionia Maximum Correctional Facility (ICF)	366	46	256	35	25
Jackson Central Region	96	12	0	0	0
Kinross Correctional Facility <sup>7</sup> (KCF)	564	81	357	39	58
Lakeland Correctional Facility (LCF)	291	22	176	29	10
Macomb Correctional Facility (MRF)	311	93	190	49	51
Marquette Branch Prison (MBP)	420	21	255	17	12
Mid-Michigan Correctional Facility <sup>8</sup> (STF)	610	59	386	52	30
Mound Correctional Facility (NRF)	329	249	220	64	165
Muskegon Correctional Facility (MCF)	277	74	150	35	40
Newberry Correctional Facility (NCF)	353	36	213	38	25
Oaks Correctional Facility (ECF)	374	12	253	39	9
Ojibway Correctional Facility (OCF)	295	4	167	24	1
Parnall Correctional Facility (SMT)	275	56	157	38	34
Pine River Correctional Facility (SPR)	230	15	125	20	7
Pugsley Correctional Facility (MPF)	227	7	127	16	5
Richard A. Handlon Corr. Facility (MTU)	291	26	157	30	14
Riverside Correctional Facility (RCF)	450	49	278	43	35
Robert Scott Correctional Facility (SCF)	355	235	207	137	151
Ryan Correctional Facility (RRF)	328	248	214	74	168
Saginaw Correctional Facility (SRF)	375	63	236	64	45
Southern Michigan Correctional Fac. (JMF)	415	91	280	40	55
Standish Maximum Correctional Fac. (SMF)	428	26	291	54	18
Thumb Correctional Facility (TCF)	379	71	245	61	48
<b>TOTALS</b>	<b>16,772</b>	<b>3,294</b>	<b>8,675</b>	<b>1,686</b>	<b>1,605</b>

SOURCE: Bureau of Human Resources.

INCLUDES: <sup>1</sup>Corrections Officers, Corrections Medical Aides, Resident Unit Officers and Work Camp Supervisors. <sup>2</sup>Boyer Road Corr. Fac. <sup>3</sup>Straits Corr. Fac. <sup>4</sup>West Shoreline Corr. Fac. <sup>5</sup>Parr Highway Corr. Fac. <sup>6</sup>Integration of the Huron Valley Correctional Facility and the Huron Valley Center <sup>7</sup>Hiawatha Corr. Fac. <sup>8</sup>St. Louis Corr. Fac.

NOTE: The Camp Program is not reported separately because camps were annexed by nearby institutions in 1997.

# F12a Corrections Officers as of December 31, 2004<sup>1</sup>

INSTITUTION	MALES	FEMALES	TOTAL
Alger Maximum Correctional Facility (LMF)	190	38	228
Baraga Maximum Correctional Facility (AMF)	263	28	291
Bellamy Creek Correctional Facility (IBC)	253	48	301
Carson City Correctional Facility <sup>2</sup> (DRF)	261	62	323
Charles Egeler Reception/Guidance Ctr. (RGC)	362	55	417
Chippewa Correctional Facility <sup>3</sup> (URF)	282	38	320
Cooper Street Correctional Facility (JCS)	151	27	178
Deerfield Correctional Facility (ITF)	96	17	113
Earnest C. Brooks Correctional Facility <sup>4</sup> (LRF)	227	65	292
Field Operations Administration (FOA)	63	18	81
Florence Crane Correctional Facility (ACF)	171	57	228
G. Robert Cotton Correctional Facility (JCF)	225	53	278
Gus Harrison Correctional Facility <sup>5</sup> (ARF)	258	48	306
Huron Valley Complex <sup>6</sup>	245	134	379
Ionia Maximum Correctional Facility (ICF)	221	35	256
Kinross Correctional Facility <sup>7</sup> (KCF)	318	39	357
Lakeland Correctional Facility (LCF)	147	29	176
Macomb Correctional Facility (MRF)	141	49	190
Marquette Branch Prison (MBP)	238	17	255
Mid-Michigan Correctional Facility <sup>8</sup> (STF)	334	52	386
Mound Correctional Facility (NRF)	156	64	220
Muskegon Correctional Facility (MCF)	115	35	150
Newberry Correctional Facility (NCF)	175	38	213
Oaks Correctional Facility (ECF)	214	39	253
Ojibway Correctional Facility (OCF)	143	24	167
Parnall Correctional Facility (SMT)	119	38	157
Pine River Correctional Facility (SPR)	105	20	125
Pugsley Correctional Facility (MPF)	111	16	127
Richard A. Handlon Corr. Facility (MTU)	127	30	157
Riverside Correctional Facility (RCF)	235	43	278
Robert Scott Correctional Facility (SCF)	70	137	207
Ryan Correctional Facility (RRF)	140	74	214
Saginaw Correctional Facility (SRF)	172	64	236
Southern Michigan Correctional Fac. (JMF)	240	40	280
Standish Maximum Correctional Fac. (SMF)	237	54	291
Thumb Correctional Facility (TCF)	184	61	245
<b>TOTAL</b>	<b>6,989</b>	<b>1,686</b>	<b>8,675</b>

SOURCE: Bureau of Human Resources.

INCLUDES: <sup>1</sup>Corrections Officers, Corrections Medical Aides, Resident Unit Officers and Work Camp Supervisors.

<sup>2</sup>Boyer Road Corr. Fac. <sup>3</sup>Straits Corr. Fac. <sup>4</sup>West Shoreline Corr. Fac. <sup>5</sup>Parr Highway Corr. Fac.

<sup>6</sup>Integration of the Huron Valley Correctional Facility and the Huron Valley Center <sup>7</sup>Hiawatha Corr. Fac. <sup>8</sup>St. Louis Corr. Fac.

NOTE: December 18 represents the last pay period of 2004.

The Camp Program is not reported separately because camps were annexed by nearby institutions in 1997.